

## Metal-Free Iodine-Catalyzed Direct Arylthiolation of Substituted Anilines with Thiols

Daoshan Yang, Kelu Yan, Wei Wei, Jing Zhao, Mengqi Zhang,  
Xuguang Sheng, Guoqing Li, Shenglei Lu, and Hua Wang

*J. Org. Chem.*, **Just Accepted Manuscript** • DOI: 10.1021/acs.joc.5b00540 • Publication Date (Web): 01 Jun 2015

Downloaded from <http://pubs.acs.org> on June 7, 2015

### Just Accepted

"Just Accepted" manuscripts have been peer-reviewed and accepted for publication. They are posted online prior to technical editing, formatting for publication and author proofing. The American Chemical Society provides "Just Accepted" as a free service to the research community to expedite the dissemination of scientific material as soon as possible after acceptance. "Just Accepted" manuscripts appear in full in PDF format accompanied by an HTML abstract. "Just Accepted" manuscripts have been fully peer reviewed, but should not be considered the official version of record. They are accessible to all readers and citable by the Digital Object Identifier (DOI®). "Just Accepted" is an optional service offered to authors. Therefore, the "Just Accepted" Web site may not include all articles that will be published in the journal. After a manuscript is technically edited and formatted, it will be removed from the "Just Accepted" Web site and published as an ASAP article. Note that technical editing may introduce minor changes to the manuscript text and/or graphics which could affect content, and all legal disclaimers and ethical guidelines that apply to the journal pertain. ACS cannot be held responsible for errors or consequences arising from the use of information contained in these "Just Accepted" manuscripts.



**ACS Publications**  
High quality. High impact.

The Journal of Organic Chemistry is published by the American Chemical Society.  
1155 Sixteenth Street N.W., Washington, DC 20036  
Published by American Chemical Society. Copyright © American Chemical Society.  
However, no copyright claim is made to original U.S. Government works, or works  
produced by employees of any Commonwealth realm Crown government in the course  
of their duties.

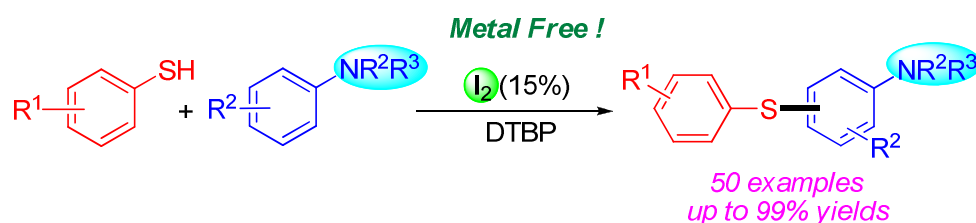
1  
2  
3  
4  
5  
6  
7  
8  
9  
10  
11  
12  
13  
14  
15  
16  
17  
18  
19  
20  
21  
22  
23  
24  
25  
26  
27  
28  
29  
30  
31  
32  
33  
34  
35  
36  
37  
38  
39  
40  
41  
42  
43  
44  
45  
46  
47  
48  
49  
50  
51  
52  
53  
54  
55  
56  
57  
58  
59  
60

# Metal-Free Iodine-Catalyzed Direct Arylthiolation of Substituted Anilines with Thiols

Daoshan Yang, Kelu Yan, Wei Wei, Jing Zhao, Mengqi Zhang, Xuguang Sheng, Guoqing Li, Shenglei Lu, and Hua Wang\*

The Key Laboratory of Life-Organic Analysis and Key Laboratory of Pharmaceutical Intermediates and Analysis of Natural Medicine, School of Chemistry and Chemical Engineering, Qufu Normal University, Qufu 273165, Shandong P. R. China.

\* E-mail: huawang\_qfnu@126.com



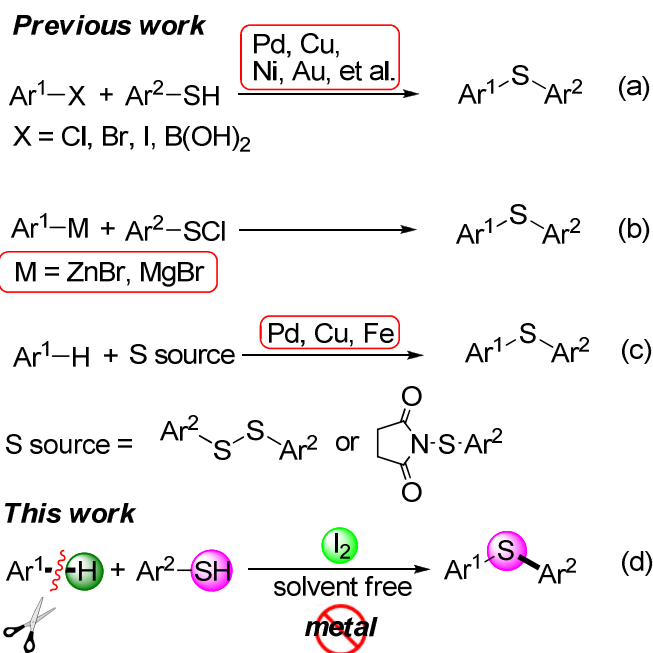
**ABSTRACT:** Iodine-catalyzed direct arylthiation of substituted anilines for the synthesis of various diaryl sulfides has been developed under metal- and solvent-free conditions. The present method uses readily-available thiols as the arylthiation reagents, environmentally friendly and inexpensive  $I_2$  as the catalyst. Importantly, no base or ligand was necessary. Such a simple, efficient, and economical transformation provides an attractive approach to various diaryl sulfides in good to excellent yield.

## INTRODUCTION:

Diaryl sulfides are ubiquitous in natural products, pharmacologically active compounds and organic materials.<sup>1</sup> Therefore, the development of novel, practical, and highly efficient methods for the construction of diaryl sulfide motifs continues to stimulate a large number of research groups. The classical methods for the formation of diaryl sulfides traditionally involve two approaches. One is the transition metal-catalyzed cross-couplings of disulfides or thiols with aryl halides, pseudo halides or arylboronic acids,<sup>2</sup> where transition metal catalysts mainly focus on palladium,<sup>3</sup> copper,<sup>4</sup> iron,<sup>5</sup> nickel,<sup>6</sup> cobalt,<sup>7</sup> and rhodium<sup>8</sup> (Scheme 1, a). Another method typically relies on the coupling of sulfenyl chlorides with organozinc<sup>9</sup> or Grignard reagents<sup>10</sup> (Scheme 1, b). In recent years, seeking mild, and selective methods for the direct functionalization of inert C-H bonds has been received much more attention in organic chemistry.<sup>11</sup> Undoubtedly, direct arylthiolation of C-H bonds is more economical and practical.<sup>12</sup> However, research survey of this synthetic strategy for the preparation of diaryl sulfides are rather limited,<sup>13</sup> and in this respect, several examples using diaryl disulfides or 1-(substituted phenylthio)pyrrolidine-2,5-dione as the arylthiation reagents under Pd,<sup>14</sup> Cu,<sup>15</sup> and Fe<sup>16</sup> catalytic conditions have been reported (Scheme 1, c). Very recently, Fu and co-workers demonstrated an elegant work for the synthesis of diaryl sulfides via iron or boron-catalyzed C-H arylthiation of phenols at room temperature.<sup>17</sup> Despite some great advantages, these reactions could encounter with certain limitations including readily unavailable precursors, harsh reaction conditions, and toxic metal salt catalysts.

As a consequence, it remains a challenging but very attractive task to develop more efficient, economical, and practical synthesis methods for constructing the diaryl sulfide derivatives.

### Scheme 1. Strategies for the synthesis of diaryl sulfides



Recently, there are increasing demand in metal-free transformations owing to trace-metal impurities might be avoided in the target molecules.<sup>18</sup> As a consequence, the development of a metal-free protocol for the C-S bond formation via direct aryl C-H bond functionalization appears desirable and synthetically attractive. On the other hand, molecular iodine as an inexpensive, green and efficient reagent has been extensively used in organic transformations.<sup>19</sup> In 2012, Bolm and co-workers reported a facile procedure for the synthesis of thioethers via transition metal-free thiolation of 1,3,4-oxadiazoles.<sup>20</sup> In 2013, Deng and co-workers described an iodine-promoted method for the synthesis of 2-arylsulfanylphenols under metal-free conditions.<sup>21</sup> In 2014, Huang' group reported the direct use of arylsulfonyl hydrazide as the

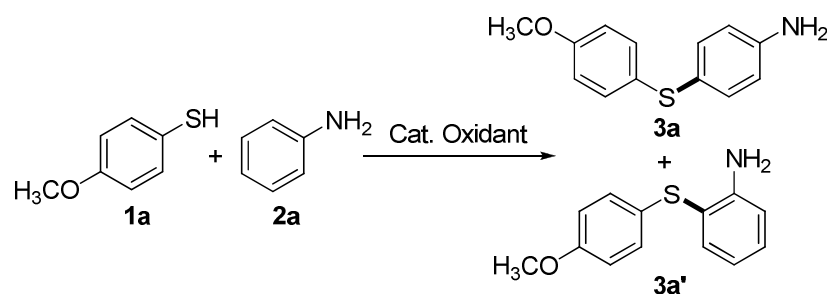
1  
2  
3  
4 arylthiation reagents for iodine-mediated thiolation of substituted Naphthols and  
5  
6 Naphthylamines.<sup>22</sup> Herein, we report a metal-free molecular iodine-catalyzed  
7  
8  
9 approach to diaryl sulfides containing amino groups from readily available thiols and  
10  
11 substituted anilines under solvent free-conditions (Scheme 1, d).  
12  
13  
14

## 15 RESULTS AND DISCUSSION

16  
17 First, 4-methoxybenzenethiol (**1a**) and aniline (**2a**) were selected as the model  
18  
19 substrates to optimize the reaction conditions including the catalysts, oxidants,  
20  
21 reaction temperatures and the amounts of oxidant under a nitrogen atmosphere. As  
22  
23 shown in Table 1, four catalysts such as I<sub>2</sub>, <sup>n</sup>Bu<sub>4</sub>NI, KI and NIS were investigated at  
24  
25 90 °C by using 5.0 equiv of DTBP (Di-tert-butyl peroxide) as the oxidant, and I<sub>2</sub>  
26  
27 provided 4-(4-methoxyphenylthio)aniline (**3a**) in 51% yield with the corresponding  
28  
29 *ortho*-substituted product (**3a'**) appearing in 10% yield (entries 1-4). We have  
30  
31 compared different oxidants (compare entries 1, 5 and 6), and DTBP was superior to  
32  
33 the other oxidants (entry 1). In addition, Various temperatures were investigated  
34  
35 (entries 7-9), and 120 °C was discovered to be more suitable for this transformation  
36  
37 (entry 9). Elevated the reaction temperature did not enhance the yield (entry 12,  
38  
39 Table 1). Besides that, different amounts of DTBP were used in the reactions (entries  
40  
41 9-11), and the 5 equiv. of DTBP provided the highest yield (entry 9). Furthermore, 8  
42  
43 equiv of DTBP at 110 °C gave a 65% yield, indicating that the temperature is crucial  
44  
45 for this reaction (entry 12, Table 1). Notably, no conversion was observed in the  
46  
47 absence of iodine (entry 14). After the optimization process for catalysts, temperature  
48  
49 and oxidants, the various diaryl sulfide derivatives were synthesized under our  
50  
51  
52  
53  
54  
55  
56  
57  
58  
59  
60

standard conditions: 15 mol %  $I_2$  as the catalyst, 5 equiv. of DTBP as the oxidant under solvent-free conditions at 120 °C.

**Table 1.  $I_2$ -catalyzed coupling reaction of 4-methoxybenzenethiol (1a) with aniline (2a) leading to 4-(4-methoxyphenylthio)aniline (3a): optimization of conditions.<sup>a</sup>**



entry	catalyst	oxidant	temp. [°C]	yield (3a) [%] <sup>b</sup>	yield (3a') [%] <sup>b</sup>
1	$I_2$	DTBP	90	51	10
2	$^nBu_4NI$	DTBP	90	Trace	Trace
3	KI	DTBP	90	Trace	Trace
4	NIS	DTBP	90	42	7
5	$I_2$	$H_2O_2$	90	47	9
6	$I_2$	TBHP	90	16	Trace
7	$I_2$	DTBP	100	59	12
8	$I_2$	DTBP	110	66	14
<b>9</b>	<b><math>I_2</math></b>	<b>DTBP</b>	<b>120</b>	<b>75</b>	<b>11</b>
10	$I_2$	DTBP	120	68 <sup>c</sup>	14
11	$I_2$	DTBP	120	56 <sup>d</sup>	15
12	$I_2$	DTBP	130	75	10
13	$I_2$	DTBP	110	65 <sup>e</sup>	11
14	none	DTBP	120	0	0

<sup>a</sup> Reaction conditions: 4-methoxybenzenethiol (1a) (0.5 mmol), aniline (2a) (1.0 mmol), catalyst (0.075 mmol), oxidant (2.5 mmol), reaction time (24 h) under nitrogen atmosphere. <sup>b</sup> Isolated yield.

<sup>c</sup> In the presence of DTBP (3 equiv). <sup>d</sup> In the presence of DTBP (2 equiv), <sup>e</sup> In the presence of DTBP (8 equiv).

With the optimized conditions in hand, a variety of substituted thiols were employed for coupling with aniline derivatives (Table 2-Table 4). It was found that

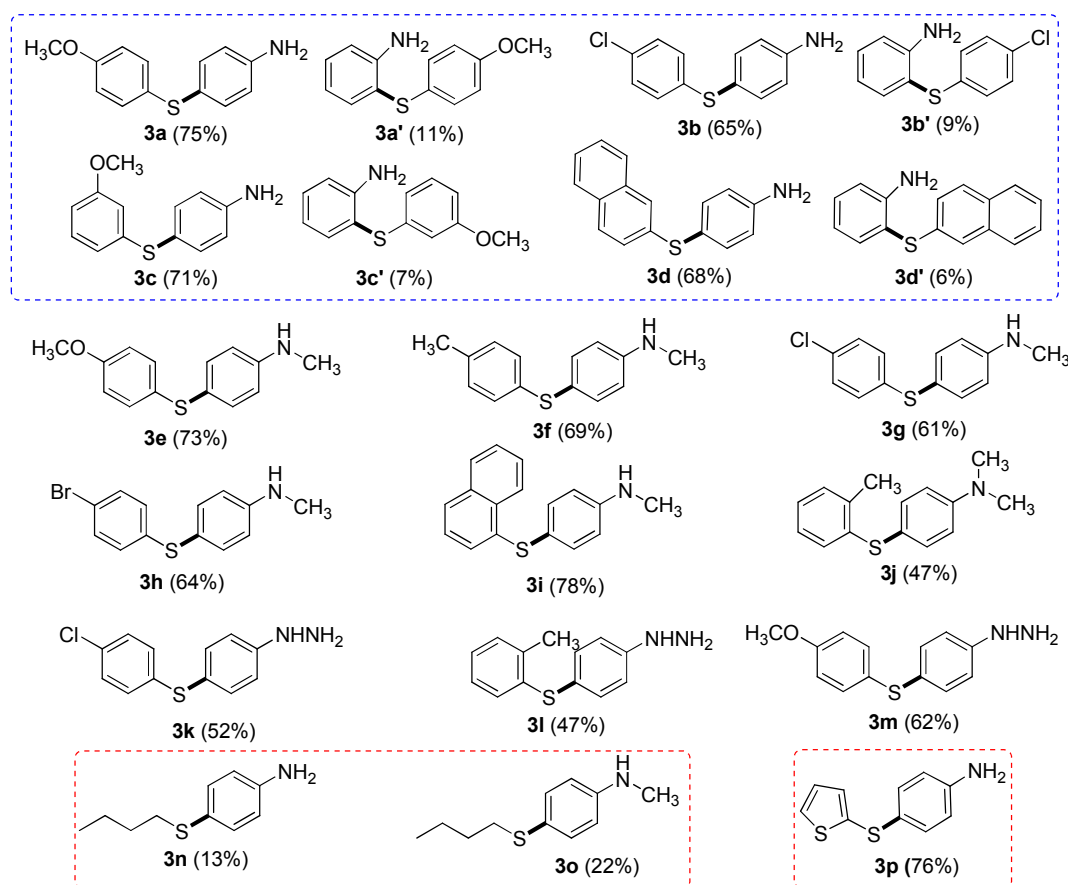
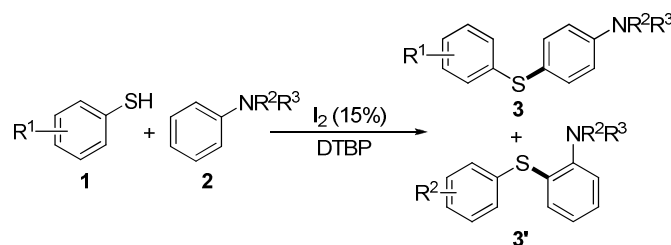
the moderate to excellent yields were obtained under the standard conditions. It should be pointed out that the reaction sites for the arylthiolation of aniline derivatives could depend on the position of the substituents of anilines. As shown in Table 2, the arylthiolation mainly occurred at *para*-site of amino group in anilines, due to the *ortho* steric hindrance effects (Table 2, **3a-3d'**). When amino group was substituted by other groups, such as methyl and amino, the arylthiation only took place only at *para*-site of substituted amino groups in anilines (Table 2, **3e-3p**). Heteroaromatic thiol (i.e., thiophene-2-thiol) could be tolerated in this transformation, affording the desired products in 76% yield (Table 2, **3p**). Although aromatic thiols exhibited high reactivity, unfortunately, aliphatic ones were poor substrates (Table 2, **3n** and **3o**). Importantly, phenylhydrazine was a excellent substrate in the transformation, and afforded the only *para*-substituted products (Table 2, **3k-3m**). Besides, the reaction could be performed only at *para*-site of amino when the amino *ortho*-site was occupied by a substituent, as shown in Table 3. On the other hand, the reaction could occur at the amino *ortho*-site when the amino *para*-site was occupied (Table 4). For substituted thiols the substrates containing electron-donating functional groups showed higher reactivity than the others (Table 2, **3a**, **3b**, **3k** and **3m**; Table 3, **5a**, **5b**, **5f** and **5g**; Table 4, **7c**, **7d**, **7e** and **7f**). The catalytic efficiency was not affected by steric hindrance in thiols (Table 2, **3j** and **3l**; Table 3, **5d**; Table 4, **7b**, **7h** and **7k**). Further, for substituted anilines, the substrates containing electron-donating groups showed higher reactivity than those with electron-withdrawing groups (Table 3, **5a**, **5e**, **5c**, and **5h**; Table 4, **7a**, **7g**, **7e**, and **7m**). Notably, when naphthalen-2-amine was



used as the substrate, the arylthiation reaction occurred on the *ortho*  $\alpha$ -carbon of  $\text{NH}_2$  due to the highest electron density of  $\alpha$ -carbon (Table 4, **7o-7r**). In addition, the  $\text{I}_2$ -catalyzed reactions could tolerate some functional groups such as amino groups (Table 2-Table 4), hydrazine (products **3k-3m**), methyl ether (products **3m**, **5f**, and **7k**), C-Cl bond (products **3g**, **5g**, and **7g**), and C-Br bond (products **3h**, **5h**, and **7f**).

**Table 2.  $\text{I}_2$ -catalyzed Synthesis of diaryl sulfides from phenthiois (**1**) with anilines**

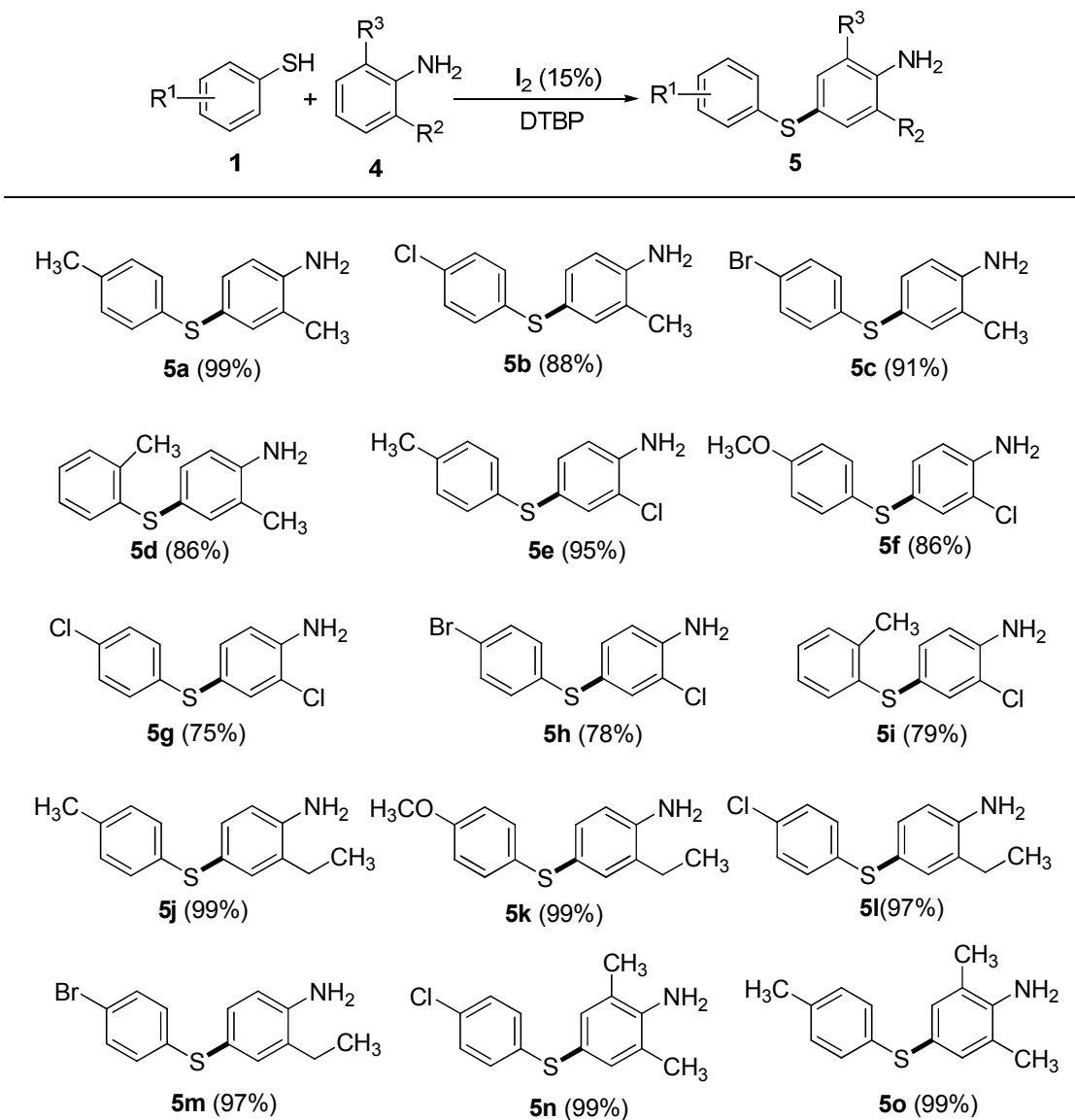
(**2**)<sup>a, b, c</sup>



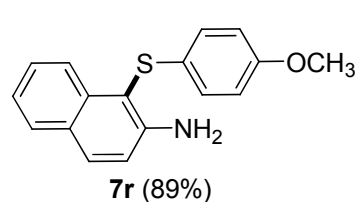
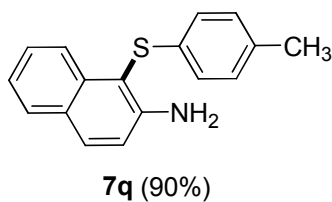
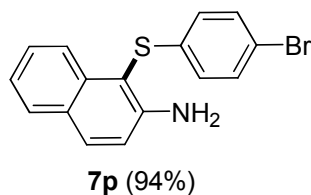
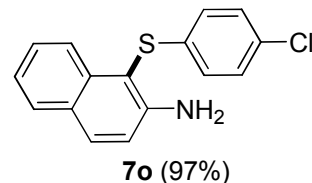
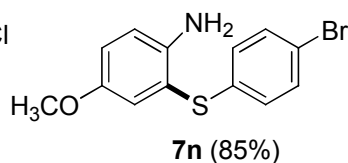
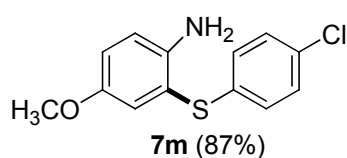
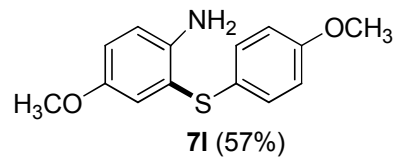
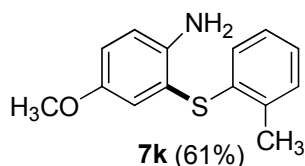
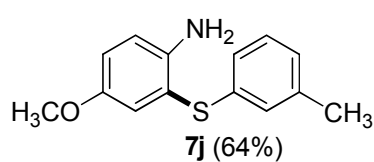
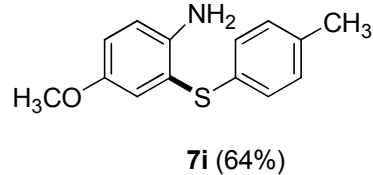
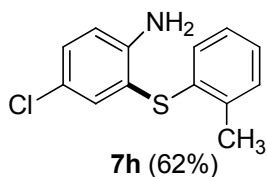
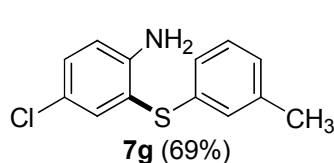
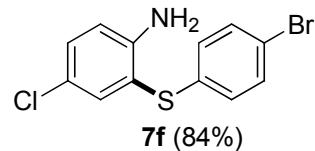
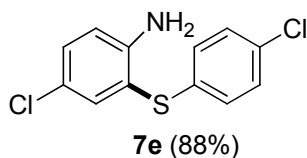
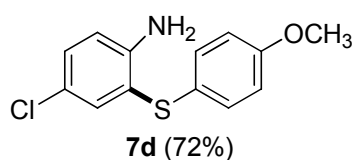
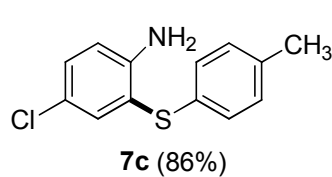
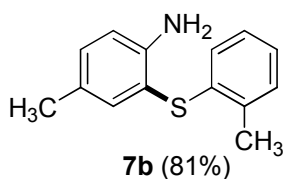
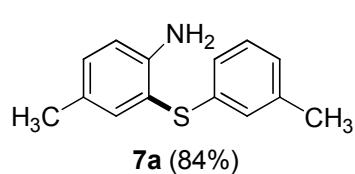
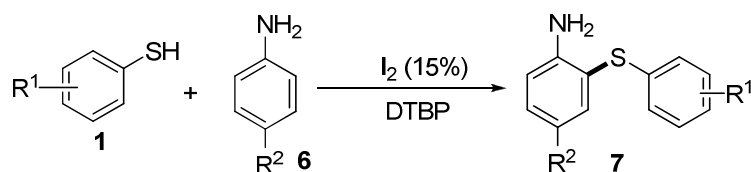
<sup>a</sup> Reaction conditions: substituted thiols (0.5 mmol), anilines (1.0 mmol),  $\text{I}_2$  (0.075 mmol), DTBP (2.5 mmol). <sup>b</sup> Isolated yield. <sup>c</sup> Reaction time (24 h).

**Table 3. I<sub>2</sub>-catalyzed Synthesis of diaryl sulfides from coupling phenthiols (1)**

**with *ortho*-substituted anilines (4)<sup>a,b,c</sup>**



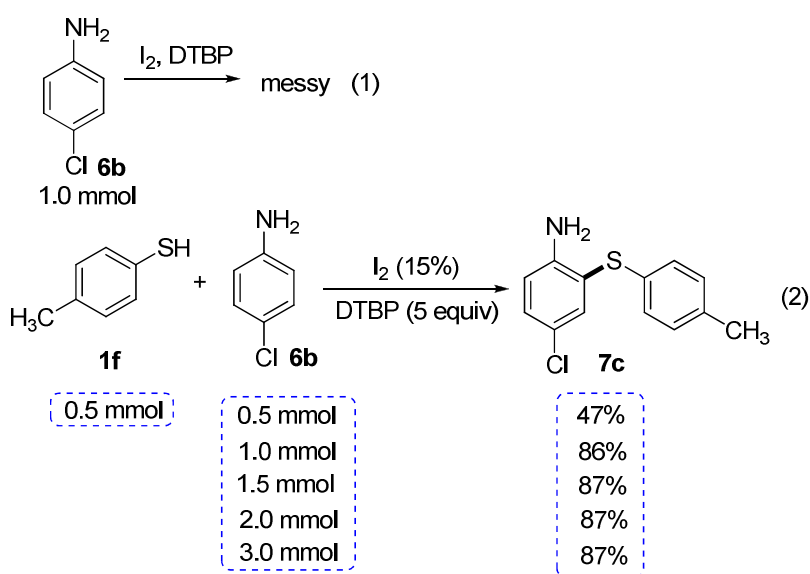
<sup>a</sup> Reaction conditions: substituted thiols (0.5 mmol), *ortho*-substituted anilines (1.0 mmol), I<sub>2</sub> (0.075 mmol), DTBP (2.5 mmol). <sup>b</sup> Isolated yield. <sup>c</sup> Reaction time (24 h).

Table 4. I<sub>2</sub>-catalyzed Synthesis of diaryl sulfides from coupling phenthiols (1)with *para*-substituted anilines (6)<sup>a,b,c</sup>

<sup>a</sup> Reaction conditions: substituted thiols (0.5 mmol), *para*-substituted anilines (1.0 mmol), I<sub>2</sub> (0.075 mmol), DTBP (2.5 mmol). <sup>b</sup> Isolated yield. <sup>c</sup> Reaction time (24 h).

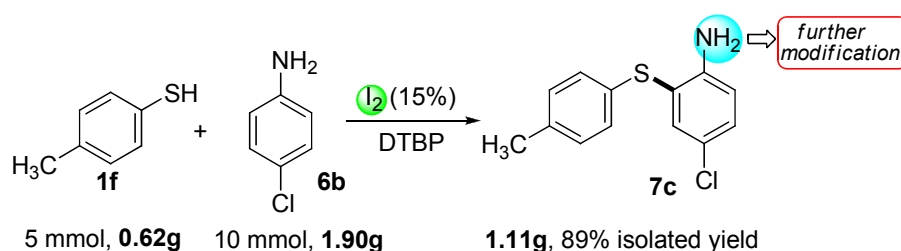
The arylthiolation reactions were investigated using different amounts of anilines. The results are shown in Scheme 2. Under the standard conditions, the control experiments with 4-chloroaniline **6b** alone, gave out the messy yields detected by TLC, indicating that 4-chloroaniline **6b** could be oxidized into other substances in this transformation [Eq. (1)]. Furthermore, different amounts of **6b** ranging from 0.5 mmol to 3.0 mmol were applied in the reactions. The obtained yields increased as the **6b** amounts increased up to 1.5 mmol to reach the maximum [Eq. (2)]. 1.0 mmol of **6b** gave a slightly lower yield than 1.5 mmol of **6b**; however, it is economical and of practical application in the arylthiolation. Notably, the yields could decrease dramatically when the amount of **6b** was changed from 1.0 mmol to 0.5 mmol. It is thereby thought that the aniline could be oxidized before it could react with the thiols under the given conditions, As a result, 2 equiv of aniline should be sufficient for this reaction, whereas the excess of the aniline might make up for the loss.

**Scheme 2. Investigation of the amount of anilines in the present method**



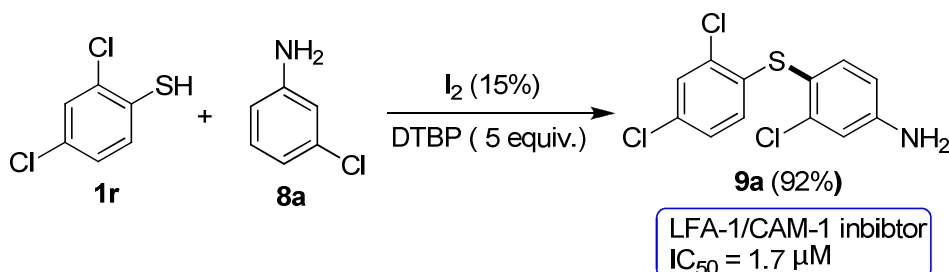
Further, we explored the synthetic applicability of the present method. The gram-scale reaction was performed between **1f** and **6b**, and the reaction afforded **7c** in 89% yield (Scheme 3). Therefore, this simple protocol could be served as an efficient and practical method for the synthesis of various diaryl sulfide derivatives containing amino groups.

### Scheme 3. Synthesis of **7c** on gram scale



Inspired by these excellent results above, we applied this  $I_2$ -catalyzed method to construct some potential medicinal agents. As shown in Scheme 4, coupling of 2,4-dichlorobenzenethiol (**1r**) with 3-chloroaniline (**8b**) provided **9a** in 92% yield under the standard conditions which was used as inhibitors of LFA-1/CAM-1<sup>23</sup>, suggesting the developed method would be applied in medical industry.

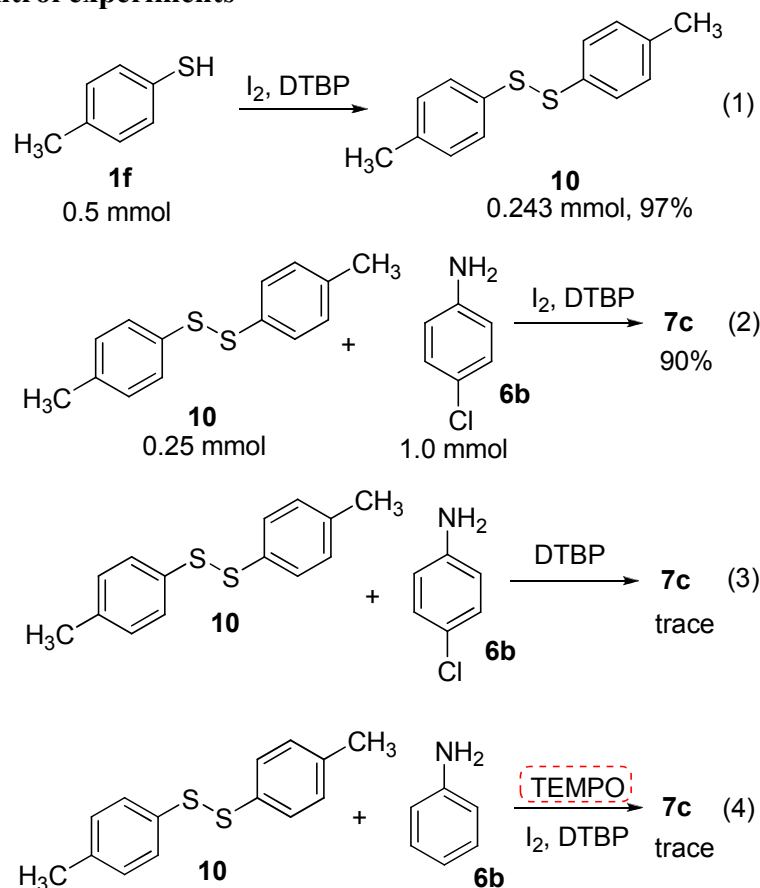
### Scheme 4. Synthesis of 3-chloro-4-(2,4-dichlorophenylthio)aniline (**9a**) under the standard conditions.



In order to explore the possible mechanism of  $I_2$ -catalyzed direct C-H arylthiation of substituted anilines, several control experiments were performed as

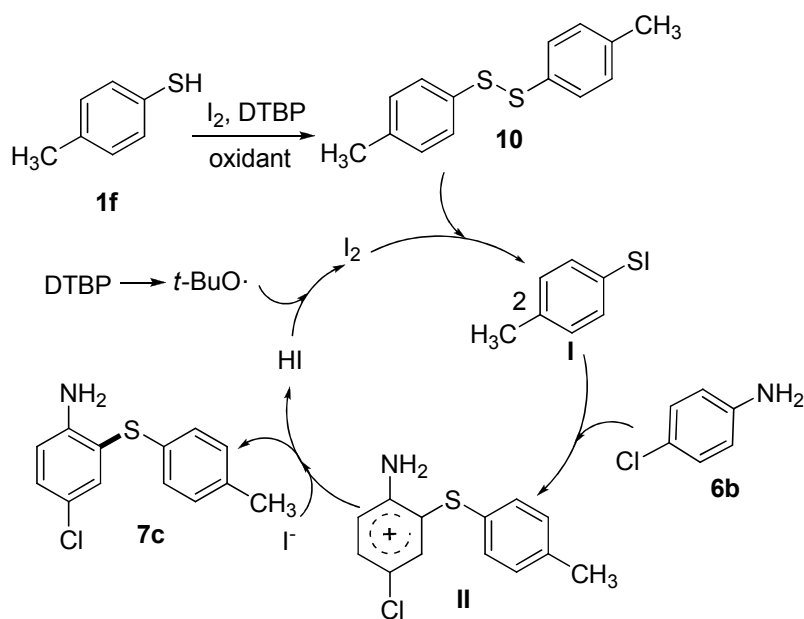
shown in Scheme 5. When 4-methylbenzenethiol (**1f**) was added independently under the standard conditions, 1,2-dip-tolyldisulfane (**10**) was obtained in 97% yield. Furthermore, treatment of 1,2-dip-tolyldisulfane (**10**) with 4-chloroaniline (**6b**) under the standard conditions led to **7c** in 90% yield, indicating that 1,2-diphenyldisulfane might be intermediates for this transformation. Additionally, the reaction of 1,2-dip-tolyldisulfane (**10**) with 4-chloroaniline (**6b**) was tested without iodine. As expected, no conversion was observed. To investigate the mechanism further, the reaction of 1,2-dip-tolyldisulfane (**10**) with 4-chloroaniline (**6b**) was tested in the presence of one equivalent of 2,2,6,6-tetramethylpiperidinyl-1-oxy (TEMPO), a classical radical inhibitor, the C-H arylthiation reaction was completely suppressed, indicating that the present reaction might involve a radical process.

#### Scheme 5. Control experiments



On the basis of these preliminary results above and together with previous reports in the literature<sup>24</sup>, a possible mechanism for I<sub>2</sub>-catalyzed synthesis of diaryl sulfide derivatives was proposed in Scheme 6. Initially, 4-methylbenzenethiol (**1f**) was oxidized to 1,2-dip-tolyldisulfane (**10**) under the standard conditions. The reaction of **10** with I<sub>2</sub> formed 2 equiv of an electrophilic species *p*-MePhSI (**I**),<sup>21</sup> which attacked of 4-chloroaniline (**6b**) to yield **II**. Then, followed by the loss of HI resulted in the desirable product (**7c**). Finally, treatment of *t*-BuO· radical with HI led to the catalyst I<sub>2</sub>. Further investigations on the more detailed mechanism are ongoing in our laboratory.

**Scheme 6. A proposed mechanism for the direct transformation.**



In conclusion, a novel and efficient method has been developed for the synthesis of diaryl sulfide derivatives containing amino groups via the I<sub>2</sub>-catalyzed direct arylthiation of substituted anilines under solvent-free conditions. A series of diaryl sulfide derivatives could be efficiently obtained in moderate to excellent yields. This method can enjoy the following advantages: (a) commercial available and non-toxic

molecular iodine as the catalyst; (b) solvent-free conditions; (c) no addition of any ligand, base or additive; (d) easy workup procedure. The developed synthesis approach would extend the scope of synthetic methods for diverse diaryl sulfides in the academic and industrial fields. Further investigation on the practical application of this method is in progress.

## EXPERIMENTAL SECTION

### General.

All commercially available reagent grade chemicals were purchased from chemical suppliers and used as received without further purification.  $^1\text{H}$  NMR and  $^{13}\text{C}$  NMR spectra were recorded in  $\text{CDCl}_3$  on a 400 MHz spectrometer with TMS as internal standard (400 MHz  $^1\text{H}$ , 100 MHz  $^{13}\text{C}$ ) at room temperature, the chemical shifts ( $\delta$ ) were expressed in ppm and  $J$  values were given in Hz. The following abbreviations are used to indicate the multiplicity: singlet (s), doublet (d), triplet (t), quartet (q) and multiplet (m). Column chromatography was performed on silica gel (200-300 mesh). Mass analyses and HRMS were obtained by ESI on a TOF mass analyzer.

### General experimental procedures.

A 25 mL Schlenk tube equipped with a magnetic stirring bar was charged with  $\text{I}_2$  (19 mg, 0.075 mmol), substituted various thiols (**1**) (0.5 mmol) and anilines or phenylhydrazine (1.0 mmol). The tube was evacuated twice and backfilled with nitrogen, and DTBP (2.5 mmol) was added into the tube. The tube was sealed and then the mixture was allowed to stir under nitrogen atmosphere at 120 °C for 24 h.



After completion of the reaction, the resulting solution was cooled down to room temperature, and the solvent was removed with the aid of a rotary evaporator. The desired product was obtained by column chromatography on silica gel using petroleum ether/ethyl acetate as eluent.

**4-(4-methoxyphenylthio)aniline (3a):**<sup>25</sup> Compound 3a was obtained in 75% yield (87 mg) according to the general procedure. Eluent petroleum ether/ethyl acetate (50:1). <sup>1</sup>H NMR (CDCl<sub>3</sub>, 400 MHz, ppm)  $\delta$  7.25 (d, 2H,  $J$  = 2.4 Hz), 7.23 (d, 2H,  $J$  = 2.4 Hz), 6.83 (d, 2H,  $J$  = 8.0 Hz), 6.65 (d, 2H,  $J$  = 8.0 Hz), 3.80 (s, 3H), 3.75 (s, br, 2H). <sup>13</sup>C NMR (CDCl<sub>3</sub>, 100 MHz, ppm)  $\delta$  158.5, 146.2, 133.9, 131.5, 128.9, 123.6, 115.8, 114.7, 55.4; HRMS  $m/z$  calcd. for C<sub>13</sub>H<sub>13</sub>NOS [M+H]<sup>+</sup>: 232.0796, found: 232.0785.

**2-(4-methoxyphenylthio)aniline (3a'):**<sup>26</sup> Compound 3a' was obtained in 11% yield (13 mg) according to the general procedure. Eluent petroleum ether/ethyl acetate (50:1). <sup>1</sup>H NMR (CDCl<sub>3</sub>, 400 MHz, ppm)  $\delta$  7.44 (d, 1H,  $J$  = 8.0 Hz), 7.21 (t, 1H,  $J$  = 8.0 Hz), 7.16 (d, 2H,  $J$  = 8.0 Hz), 6.83 (d, 2H,  $J$  = 8.0 Hz), 6.79-6.74 (m, 2H), 4.29 (s, br, 2H), 3.79 (s, 3H). <sup>13</sup>C NMR (CDCl<sub>3</sub>, 100 MHz, ppm)  $\delta$  158.4, 148.1, 136.3, 130.4, 129.7, 126.9, 118.7, 116.8, 115.4, 114.8, 55.4; HRMS  $m/z$  calcd. for C<sub>13</sub>H<sub>13</sub>NOS [M+H]<sup>+</sup>: 232.0796, found: 232.0785.

**4-(4-chlorophenylthio)aniline (3b):**<sup>27</sup> Compound 3b was obtained in 65% yield (77 mg) according to the general procedure. Eluent petroleum ether/ethyl acetate (50:1). <sup>1</sup>H NMR (CDCl<sub>3</sub>, 400 MHz, ppm)  $\delta$  7.32 (d, 2H,  $J$  = 8.0 Hz), 7.20 (d, 2H,  $J$  = 8.0 Hz), 7.06 (d, 2H,  $J$  = 8.0 Hz), 6.70 (d, 2H,  $J$  = 8.0 Hz), 3.87 (s, br, 2H). <sup>13</sup>C NMR (CDCl<sub>3</sub>,

100 MHz, ppm)  $\delta$  158.5, 146.2, 133.9, 131.5, 128.9, 123.6, 115.8, 114.7; HRMS  $m/z$  calcd. for  $C_{12}H_{10}ClNS$   $[M+H]^+$ : 236.0301, found: 236.0312.

**2-(4-chlorophenylthio)aniline (3b'):**<sup>26</sup> Compound 3b' was obtained in 9% yield (11 mg) according to the general procedure. Eluent petroleum ether/ethyl acetate (50:1).  $^1H$  NMR ( $CDCl_3$ , 400 MHz, ppm)  $\delta$  7.47 (d, 2H,  $J = 8.0$  Hz), 7.28 (t, 1H,  $J = 8.0$  Hz), 7.21 (d, 2H,  $J = 8.0$  Hz), 7.02 (d, 2H,  $J = 8.0$  Hz), 6.83-6.77 (m, 2H), 4.32 (s, br, 2H).  $^{13}C$  NMR ( $CDCl_3$ , 100 MHz, ppm)  $\delta$  148.8, 137.5, 135.5, 131.5, 131.3, 129.1, 127.7, 118.9, 115.5, 113.8; HRMS  $m/z$  calcd. for  $C_{12}H_{10}ClNS$   $[M+H]^+$ : 236.0301, found: 236.0312.

**4-(3-methoxyphenylthio)aniline (3c):**<sup>28</sup> Compound 3c was obtained in 71% yield (82 mg) according to the general procedure. Eluent petroleum ether/ethyl acetate (50:1).  $^1H$  NMR ( $CDCl_3$ , 400 MHz, ppm)  $\delta$  7.35 (d, 2H,  $J = 8.0$  Hz), 7.15 (t, 1H,  $J = 8.0$  Hz), 6.74-6.66 (m, 5H), 3.88 (s, br, 2H), 3.75 (s, 3H).  $^{13}C$  NMR ( $CDCl_3$ , 100 MHz, ppm)  $\delta$  159.9, 147.2, 141.3, 136.4, 129.6, 119.9, 119.4, 115.9, 112.5, 110.8, 55.2; HRMS  $m/z$  calcd. for  $C_{13}H_{13}NOS$   $[M+H]^+$ : 232.0796, found: 232.0790.

**2-(3-methoxyphenylthio)aniline (3c'):**<sup>29</sup> Compound 3c' was obtained in 7% yield (8 mg) according to the general procedure. Eluent petroleum ether/ethyl acetate (50:1).  $^1H$  NMR ( $CDCl_3$ , 400 MHz, ppm)  $\delta$  7.43 (d, 1H,  $J = 8.0$  Hz), 7.21 (t, 1H,  $J = 8.0$  Hz), 7.16 (d, 2H,  $J = 8.0$  Hz), 6.83 (d, 2H,  $J = 8.0$  Hz), 6.79-6.74 (m, 2H), 4.29 (s, br, 2H), 3.79 (s, 3H).  $^{13}C$  NMR ( $CDCl_3$ , 100 MHz, ppm)  $\delta$  158.4, 148.1, 136.3, 130.4, 129.7, 126.9, 118.7, 116.8, 115.4, 114.8, 55.4; HRMS  $m/z$  calcd. for  $C_{13}H_{13}NOS$   $[M+H]^+$ : 232.0796, found: 232.0790.

**4-(naphthalen-2-ylthio)aniline (3d):**<sup>30</sup> Compound 3d was obtained in 68% yield (86 mg) according to the general procedure. Eluent petroleum ether/ethyl acetate (50:1). <sup>1</sup>H NMR (CDCl<sub>3</sub>, 400 MHz, ppm) δ 8.45 (d, 1H, *J* = 8.0 Hz), 7.90 (d, 1H, *J* = 8.0 Hz), 7.43 (d, 1H, *J* = 8.0 Hz), 7.62-7.54 (m, 2H), 7.39-7.34 (m, 3H), 7.27 (d, 1H, *J* = 8.0 Hz), 6.69 (d, 2H, *J* = 8.0 Hz), 3.76 (s, br, 2H). <sup>13</sup>C NMR (CDCl<sub>3</sub>, 100 MHz, ppm) δ 146.8, 136.3, 135.3, 133.9, 131.7, 128.5, 126.7, 126.6, 126.4, 126.3, 125.8, 124.7, 120.8, 116.1; HRMS *m/z* calcd. for C<sub>16</sub>H<sub>13</sub>NS [M+H]<sup>+</sup>: 252.0847, found: 252.0846.

**2-(naphthalen-2-ylthio)aniline (3d'):**<sup>26</sup> Compound 3d' was obtained in 6% yield (7 mg) according to the general procedure. Eluent petroleum ether/ethyl acetate (50:1). <sup>1</sup>H NMR (CDCl<sub>3</sub>, 400 MHz, ppm) δ 8.38 (d, 1H, *J* = 8.0 Hz), 7.89 (d, 1H, *J* = 8.0 Hz), 7.68 (d, 1H, *J* = 8.0 Hz), 7.63-7.49 (m, 2H), 7.50 (d, 1H, *J* = 8.0 Hz), 7.33-7.28 (m, 2H), 6.99 (d, 2H, *J* = 8.0 Hz), 6.86-6.80 (m, 2H), 4.30 (s, br, 2H). <sup>13</sup>C NMR (CDCl<sub>3</sub>, 100 MHz, ppm) δ 148.7, 137.3, 133.9, 133.6, 131.1, 131.0, 128.6, 126.3, 126.2, 126.1, 125.9, 124.0, 123.7, 119.0, 115.5, 114.1; HRMS *m/z* calcd. for C<sub>16</sub>H<sub>13</sub>NS [M+H]<sup>+</sup>: 252.0847, found: 252.0846.

**4-(4-methoxyphenylthio)-*N*-methylaniline (3e):** Compound 3e was obtained in 73% yield (90 mg) according to the general procedure. Eluent petroleum ether/ethyl acetate (20:1). <sup>1</sup>H NMR (CDCl<sub>3</sub>, 400 MHz, ppm) δ 7.32 (d, 2H, *J* = 8.0 Hz), 7.24 (d, 2H, *J* = 8.0 Hz), 6.84 (d, 2H, *J* = 8.0 Hz), 6.59 (d, 2H, *J* = 8.0 Hz), 3.87 (s, br, 1H), 3.80 (s, 3H), 2.85 (s, 3H). <sup>13</sup>C NMR (CDCl<sub>3</sub>, 100 MHz, ppm) δ 148.7, 137.3, 133.9, 133.6, 131.1, 131.0, 128.6, 126.3, 126.2, 126.0, 125.9, 124.0, 123.7, 119.0, 115.5, 114.1; HRMS *m/z* calcd. for C<sub>14</sub>H<sub>15</sub>NOS [M+H]<sup>+</sup>: 246.0953, found: 246.0961.

***N*-methyl-4-(*p*-tolylthio)aniline (3f):** Compound 3f was obtained in 69% yield (79 mg) according to the general procedure. Eluent petroleum ether/ethyl acetate (20:1).

<sup>1</sup>H NMR (CDCl<sub>3</sub>, 400 MHz, ppm) δ 7.36 (d, 2H, *J* = 8.0 Hz), 7.08 (d, 2H, *J* = 8.0 Hz), 7.06 (d, 2H, *J* = 8.0 Hz), 6.60 (d, 2H, *J* = 8.0 Hz), 3.91 (s, br, 1H), 2.88 (s, 3H), 2.31 (s, 3H). <sup>13</sup>C NMR (CDCl<sub>3</sub>, 100 MHz, ppm) δ 149.5, 136.2, 135.7, 135.1, 129.6, 127.8, 119.5, 113.1, 30.6, 20.9; HRMS *m/z* calcd. for C<sub>14</sub>H<sub>15</sub>NS [M+H]<sup>+</sup>: 230.1003, found: 230.1011.

**4-(4-chlorophenylthio)-*N*-methylaniline (3g):** Compound 3g was obtained in 61% yield (76 mg) according to the general procedure. Eluent petroleum ether/ethyl acetate (20:1). <sup>1</sup>H NMR (CDCl<sub>3</sub>, 400 MHz, ppm) δ 7.37 (d, 2H, *J* = 8.0 Hz), 7.19 (d, 2H, *J* = 8.0 Hz), 7.05 (d, 2H, *J* = 8.0 Hz), 6.63 (d, 2H, *J* = 8.0 Hz), 3.96 (s, br, 1H), 2.89 (s, 3H). <sup>13</sup>C NMR (CDCl<sub>3</sub>, 100 MHz, ppm) δ 150.0, 139.1, 136.5, 130.8, 128.8, 128.0, 117.3, 113.2, 30.5; HRMS *m/z* calcd. for C<sub>13</sub>H<sub>12</sub>ClNS [M+H]<sup>+</sup>: 250.0457, found: 250.0449.

**4-(4-bromophenylthio)-*N*-methylaniline (3h):** Compound 3h was obtained in 64% yield (94 mg) according to the general procedure. Eluent petroleum ether/ethyl acetate (20:1). <sup>1</sup>H NMR (CDCl<sub>3</sub>, 400 MHz, ppm) δ 7.37 (d, 2H, *J* = 8.0 Hz), 7.34 (d, 2H, *J* = 8.0 Hz), 6.99 (d, 2H, *J* = 8.0 Hz), 6.63 (d, 2H, *J* = 8.0 Hz), 3.98 (s, br, 1H), 2.88 (s, 3H). <sup>13</sup>C NMR (CDCl<sub>3</sub>, 100 MHz, ppm) δ 150.0, 139.9, 136.6, 131.7, 128.2, 118.5, 117.4, 113.2, 30.5; HRMS *m/z* calcd. for C<sub>13</sub>H<sub>12</sub>BrNS [M+H]<sup>+</sup>: 293.9952, 295.9932, found: 293.9943, 295.9921.

***N*-methyl-4-(naphthalen-1-ylthio)aniline (3i):** Compound 3i was obtained in 78% yield (104 mg) according to the general procedure. Eluent petroleum ether/ethyl acetate (20:1). <sup>1</sup>H NMR (CDCl<sub>3</sub>, 400 MHz, ppm) δ 8.43 (d, 1H, *J* = 8.0 Hz), 7.88 (d, 1H, *J* = 8.0 Hz), 7.69 (d, 1H, *J* = 8.0 Hz), 7.61-7.55 (d, 2H, *J* = 8.0 Hz), 7.40 (d, 2H, *J* = 8.0 Hz), 7.34 (t, 1H, *J* = 8.0 Hz), 7.18 (d, 1H, *J* = 8.0 Hz), 6.64 (d, 1H, *J* = 8.0 Hz),

3.90 (s, br, 1H), 2.87 (s, 3H).  $^{13}\text{C}$  NMR ( $\text{CDCl}_3$ , 100 MHz, ppm)  $\delta$  149.6, 137.0, 135.8, 133.8, 131.4, 128.5, 126.3, 126.2, 126.1, 125.8, 125.7, 124.5, 118.5, 113.3, 30.6; HRMS  $m/z$  calcd. for  $\text{C}_{17}\text{H}_{15}\text{NS}$   $[\text{M}+\text{H}]^+$ : 266.1003, found: 266.1012.

***N,N*-dimethyl-4-(*o*-tolylthio)aniline (3j):** Compound 3j was obtained in 47% yield (57 mg) according to the general procedure. Eluent petroleum ether/ethyl acetate (20:1).  $^1\text{H}$  NMR ( $\text{CDCl}_3$ , 400 MHz, ppm)  $\delta$  7.38 (d, 2H,  $J = 8.0$  Hz), 7.17 (d, 1H,  $J = 8.0$  Hz), 7.06-7.04 (m, 2H), 6.88-6.85 (m, 1H), 6.75 (d, 2H,  $J = 8.0$  Hz), 3.08 (s, 6H), 2.42 (s, 3H).  $^{13}\text{C}$  NMR ( $\text{CDCl}_3$ , 100 MHz, ppm)  $\delta$  150.5, 139.2, 136.0, 135.4, 129.9, 126.9, 126.3, 125.0, 117.4, 113.1, 40.4, 20.1; HRMS  $m/z$  calcd. for  $\text{C}_{15}\text{H}_{17}\text{NS}$   $[\text{M}+\text{H}]^+$ : 244.1160, found: 244.1151.

**(4-(4-chlorophenylthio)phenyl)hydrazine (3k):** Compound 3k was obtained in 52% yield (65 mg) according to the general procedure. Eluent petroleum ether/ethyl acetate (20:1).  $^1\text{H}$  NMR ( $\text{CDCl}_3$ , 400 MHz, ppm)  $\delta$  7.32 (d, 2H,  $J = 8.0$  Hz), 7.20 (d, 2H,  $J = 8.0$  Hz), 7.06 (d, 2H,  $J = 8.0$  Hz), 6.70 (d, 2H,  $J = 8.0$  Hz), 3.08 (s, br, 2H).  $^{13}\text{C}$  NMR ( $\text{CDCl}_3$ , 100 MHz, ppm)  $\delta$  147.4, 138.5, 136.3, 131.0, 128.9, 128.4, 119.8, 115.9. HRMS  $m/z$  calcd. for  $\text{C}_{12}\text{H}_{11}\text{ClN}_2\text{S}$   $[\text{M}+\text{H}]^+$ : 251.0410, found: 251.0411.

**(4-(*m*-tolylthio)phenyl)hydrazine (3l):** Compound 3l was obtained in 47% yield (54 mg) according to the general procedure. Eluent petroleum ether/ethyl acetate (20:1).  $^1\text{H}$  NMR ( $\text{CDCl}_3$ , 400 MHz, ppm)  $\delta$  7.36 (d, 2H,  $J = 8.0$  Hz), 7.18 (t, 1H,  $J = 8.0$  Hz), 7.02 (s, 1H), 6.97 (d, 2H,  $J = 8.0$  Hz), 6.70 (d, 2H,  $J = 8.0$  Hz), 3.85 (s, br, 2H), 2.31 (s, 3H).  $^{13}\text{C}$  NMR ( $\text{CDCl}_3$ , 100 MHz, ppm)  $\delta$  147.0, 139.4, 138.7, 136.1, 128.8, 128.0, 126.3, 124.5, 120.6, 115.9; HRMS  $m/z$  calcd. for  $\text{C}_{13}\text{H}_{14}\text{N}_2\text{S}$   $[\text{M}+\text{H}]^+$ : 231.0956,

found: 231.0967.

**(4-(4-methoxyphenylthio)phenyl)hydrazine (3m):** Compound 3m was obtained in 62% yield (77 mg) according to the general procedure. Eluent petroleum ether/ethyl acetate (20:1).  $^1\text{H}$  NMR ( $\text{CDCl}_3$ , 400 MHz, ppm)  $\delta$  7.25-7.23 (m, 4H), 6.84 (d, 2H,  $J$  = 8.0 Hz), 6.65 (d, 2H,  $J$  = 8.0 Hz), 3.80 (s, 3H).  $^{13}\text{C}$  NMR ( $\text{CDCl}_3$ , 100 MHz, ppm)  $\delta$  158.5, 146.2, 134.0, 131.5, 128.8, 123.5, 115.8, 114.6, 55.4; HRMS  $m/z$  calcd. for  $\text{C}_{13}\text{H}_{14}\text{N}_2\text{OS}$   $[\text{M}+\text{H}]^+$ : 247.0905, found: 247.0911.

**4-(butylthio)aniline (3n):**<sup>25</sup> Compound 3n was obtained in 13% yield (12 mg) according to the general procedure. Eluent petroleum ether/ethyl acetate (20:1).  $^1\text{H}$  NMR ( $\text{CDCl}_3$ , 400 MHz, ppm)  $\delta$  7.26 (d, 2H,  $J$  = 8.0 Hz), 6.64 (d, 2H,  $J$  = 8.0 Hz), 3.74 (s, br, 2H), 2.79 (t, 2H,  $J$  = 8.0 Hz), 1.57 (dt, 2H,  $J$  = 8.0 Hz), 1.42 (dt, 2H,  $J$  = 8.0 Hz), 0.91 (t, 3H,  $J$  = 8.0 Hz).  $^{13}\text{C}$  NMR ( $\text{CDCl}_3$ , 100 MHz, ppm)  $\delta$  145.7, 133.7, 123.9, 115.6, 36.1, 31.5, 21.8, 13.7; HRMS  $m/z$  calcd. for  $\text{C}_{10}\text{H}_{15}\text{NS}$   $[\text{M}+\text{H}]^+$ : 182.1003, found: 182.1012.

**4-(butylthio)-*N*-methylaniline (3o):** Compound 3o was obtained in 22% yield (22 mg) according to the general procedure. Eluent petroleum ether/ethyl acetate (20:1).  $^1\text{H}$  NMR ( $\text{CDCl}_3$ , 400 MHz, ppm)  $\delta$  7.30 (d, 2H,  $J$  = 8.0 Hz), 6.58 (d, 2H,  $J$  = 8.0 Hz), 3.78 (s, br, 1H), 2.85 (s, 3H), 2.79 (t, 2H,  $J$  = 8.0 Hz), 1.57 (dt, 2H,  $J$  = 8.0 Hz), 1.42 (dt, 2H,  $J$  = 8.0 Hz), 0.93 (t, 3H,  $J$  = 8.0 Hz).  $^{13}\text{C}$  NMR ( $\text{CDCl}_3$ , 100 MHz, ppm)  $\delta$  148.7, 134.1, 122.0, 112.4, 36.5, 31.6, 30.7, 21.9, 13.7; HRMS  $m/z$  calcd. for  $\text{C}_{11}\text{H}_{17}\text{NS}$   $[\text{M}+\text{H}]^+$ : 196.1160, found: 196.1147.

**4-(thiophen-2-ylthio)aniline (3p):** Compound 3p was obtained in 79% yield (13 mg)

according to the general procedure. Eluent petroleum ether/ethyl acetate (20:1).  $^1\text{H}$  NMR ( $\text{CDCl}_3$ , 400 MHz, ppm)  $\delta$  7.34 (d, 2H,  $J = 4.0$  Hz), 7.24 (d, 2H,  $J = 8.0$  Hz), 7.19 (d, 1H,  $J = 4.0$  Hz), 7.00 (dd, 1H,  $J = 4.0$  Hz), 6.63 (d, 2H,  $J = 8.0$  Hz), 3.74 (s, br, 2H).  $^{13}\text{C}$  NMR ( $\text{CDCl}_3$ , 100 MHz, ppm)  $\delta$  148.7, 134.1, 122.0, 112.4, 36.5, 31.6, 30.7, 21.9, 13.7; HRMS  $m/z$  calcd. for  $\text{C}_{10}\text{H}_9\text{NS}_2$   $[\text{M}+\text{H}]^+$ : 208.0255, found: 208.0261.

**2-methyl-4-(*p*-tolylthio)aniline (5a):** Compound 5a was obtained in 99% yield (114 mg) according to the general procedure. Eluent petroleum ether/ethyl acetate (20:1).  $^1\text{H}$  NMR ( $\text{CDCl}_3$ , 400 MHz, ppm)  $\delta$  7.25 (s, 1H), 7.22 (d, 1H,  $J = 8.0$  Hz), 7.12 (d, 2H,  $J = 8.0$  Hz), 7.08 (d, 2H,  $J = 8.0$  Hz), 6.68 (d, 1H,  $J = 8.0$  Hz), 3.75 (s, br, 2H), 2.35 (s, 3H), 2.17 (s, 3H).  $^{13}\text{C}$  NMR ( $\text{CDCl}_3$ , 100 MHz, ppm)  $\delta$  145.1, 136.4, 135.9, 135.3, 133.2, 129.7, 128.1, 123.3, 121.2, 115.6, 21.0, 17.3; HRMS  $m/z$  calcd. for  $\text{C}_{14}\text{H}_{15}\text{NS}$   $[\text{M}+\text{H}]^+$ : 230.1003, found: 230.1017.

**4-(4-chlorophenylthio)-2-methylaniline (5b):** Compound 5b was obtained in 88% yield (110 mg) according to the general procedure. Eluent petroleum ether/ethyl acetate (20:1).  $^1\text{H}$  NMR ( $\text{CDCl}_3$ , 400 MHz, ppm)  $\delta$  7.25-7.19 (s, 1H), 7.07 (d, 2H,  $J = 8.0$  Hz), 6.69 (d, 1H,  $J = 8.0$  Hz), 3.80 (s, br, 2H), 2.18 (s, 3H).  $^{13}\text{C}$  NMR ( $\text{CDCl}_3$ , 100 MHz, ppm)  $\delta$  145.7, 138.8, 137.1, 134.0, 130.9, 128.9, 128.3, 123.4, 119.4, 115.7, 17.3. HRMS  $m/z$  calcd. for  $\text{C}_{13}\text{H}_{12}\text{ClNS}$   $[\text{M}+\text{H}]^+$ : 250.0457, found: 250.0462.

**4-(4-bromophenylthio)-2-methylaniline (5c):** Compound 5c was obtained in 91% yield (134 mg) according to the general procedure. Eluent petroleum ether/ethyl acetate (20:1).  $^1\text{H}$  NMR ( $\text{CDCl}_3$ , 400 MHz, ppm)  $\delta$  7.34 (d, 2H,  $J = 8.0$  Hz), 7.25 (s,

1H), 7.23 (d, 1H,  $J = 8.0$  Hz), 7.00 (d, 2H,  $J = 8.0$  Hz), 6.69 (d, 2H,  $J = 8.0$  Hz), 3.81 (s, br, 2H), 2.18 (s, 3H).  $^{13}\text{C}$  NMR ( $\text{CDCl}_3$ , 100 MHz, ppm)  $\delta$  145.8, 139.6, 137.2, 134.1, 131.8, 128.5, 123.5, 119.2, 118.7, 115.7, 17.3; HRMS  $m/z$  calcd. for  $\text{C}_{13}\text{H}_{12}\text{BrNS}$   $[\text{M}+\text{H}]^+$ : 293.9952, 295.9932, found: 293.9941, 295.9926.

**2-methyl-4-(*o*-tolylthio)aniline (5d):** Compound 5d was obtained in 86% yield (99 mg) according to the general procedure. Eluent petroleum ether/ethyl acetate (20:1).  $^1\text{H}$  NMR ( $\text{CDCl}_3$ , 400 MHz, ppm)  $\delta$  7.26 (s, 1H), 7.24-7.20 (m, 2H), 7.12-7.09 (m, 2H), 6.72 (d, 1H,  $J = 8.0$  Hz), 3.76 (s, br, 2H), 2.47 (s, 3H), 2.20 (s, 3H).  $^{13}\text{C}$  NMR ( $\text{CDCl}_3$ , 100 MHz, ppm)  $\delta$  145.3, 138.8, 136.8, 135.7, 133.7, 130.1, 127.3, 126.4, 125.3, 123.5, 119.8, 115.8, 20.3, 17.4. HRMS  $m/z$  calcd. for  $\text{C}_{14}\text{H}_{15}\text{NS}$   $[\text{M}+\text{H}]^+$ : 230.1003, found: 230.1015.

**2-chloro-4-(*p*-tolylthio)aniline (5e):** Compound 5e was obtained in 95% yield (119 mg) according to the general procedure. Eluent petroleum ether/ethyl acetate (20:1).  $^1\text{H}$  NMR ( $\text{CDCl}_3$ , 400 MHz, ppm)  $\delta$  7.42 (d, 1H,  $J = 4.0$  Hz), 7.21 (dd, 1H,  $J = 8.0$  Hz), 7.17 (d, 2H,  $J = 8.0$  Hz), 7.11 (d, 2H,  $J = 8.0$  Hz), 6.74 (d, 1H,  $J = 8.0$  Hz), 4.16 (s, br, 2H), 2.35 (s, 3H), 2.20 (s, 3H).  $^{13}\text{C}$  NMR ( $\text{CDCl}_3$ , 100 MHz, ppm)  $\delta$  143.0, 136.2, 134.4, 134.3, 133.2, 129.9, 129.1, 123.0, 119.5, 116.3, 21.1; HRMS  $m/z$  calcd. for  $\text{C}_{13}\text{H}_{12}\text{ClNS}$   $[\text{M}+\text{H}]^+$ : 250.0457, found: 250.0462.

**2-chloro-4-(4-methoxyphenylthio)aniline (5f):** Compound 5f was obtained in 86% yield (114 mg) according to the general procedure. Eluent petroleum ether/ethyl acetate (20:1).  $^1\text{H}$  NMR ( $\text{CDCl}_3$ , 400 MHz, ppm)  $\delta$  7.33 (s, 1H), 7.32 (d, 2H,  $J = 8.0$  Hz), 7.13 (d, 1H,  $J = 8.0$  Hz), 6.86 (d, 2H,  $J = 8.0$  Hz), 6.70 (d, 1H,  $J = 8.0$  Hz), 4.13



(s, br, 2H), 3.81 (s, 3H).  $^{13}\text{C}$  NMR ( $\text{CDCl}_3$ , 100 MHz, ppm)  $\delta$  158.9, 142.5, 132.8, 132.4, 131.7, 127.6, 124.9, 119.5, 116.3, 114.8, 55.4; HRMS  $m/z$  calcd. for  $\text{C}_{13}\text{H}_{12}\text{ClNOS}$   $[\text{M}+\text{H}]^+$ : 266.0406, found: 266.0411.

**2-chloro-4-(4-chlorophenylthio)aniline (5g):** Compound 5g was obtained in 75% yield (101 mg) according to the general procedure. Eluent petroleum ether/ethyl acetate (20:1).  $^1\text{H}$  NMR ( $\text{CDCl}_3$ , 400 MHz, ppm)  $\delta$  7.44 (s, 1H), 7.23-7.20 (m, 3H), 7.10 (d, 2H,  $J = 8.0$  Hz), 6.76 (d, 1H,  $J = 8.0$  Hz), 4.26 (s, br, 2H).  $^{13}\text{C}$  NMR ( $\text{CDCl}_3$ , 100 MHz, ppm)  $\delta$  143.7, 137.4, 135.2, 134.1, 131.6, 129.1, 129.0, 121.0, 119.5, 116.4; HRMS  $m/z$  calcd. for  $\text{C}_{12}\text{H}_9\text{Cl}_2\text{NS}$   $[\text{M}+\text{H}]^+$ : 269.9911, found: 269.9923.

**4-(4-bromophenylthio)-2-chloroaniline (5h):** Compound 5h was obtained in 78% yield (122 mg) according to the general procedure. Eluent petroleum ether/ethyl acetate (20:1).  $^1\text{H}$  NMR ( $\text{CDCl}_3$ , 400 MHz, ppm)  $\delta$  7.44 (s, 1H), 7.36 (d, 2H,  $J = 8.0$  Hz), 7.22 (d, 2H,  $J = 8.0$  Hz), 7.02 (d, 2H,  $J = 8.0$  Hz), 6.77 (d, 2H,  $J = 8.0$  Hz), 4.26 (s, br, 2H).  $^{13}\text{C}$  NMR ( $\text{CDCl}_3$ , 100 MHz, ppm)  $\delta$  143.8, 138.2, 135.4, 134.3, 132.0, 129.2, 120.7, 119.5, 119.4, 116.4; HRMS  $m/z$  calcd. for  $\text{C}_{12}\text{H}_9\text{BrClNS}$   $[\text{M}+\text{H}]^+$ : 313.9406, 315.9385, found: 313.9417, 315.9392.

**2-chloro-4-(*o*-tolylthio)aniline (5i):** Compound 5i was obtained in 79% yield (99 mg) according to the general procedure. Eluent petroleum ether/ethyl acetate (20:1).  $^1\text{H}$  NMR ( $\text{CDCl}_3$ , 400 MHz, ppm)  $\delta$  7.43 (s, 1H), 7.25-4.13 (m, 4H), 7.05 (d, 2H,  $J = 8.0$  Hz), 6.76 (d, 2H,  $J = 8.0$  Hz), 4.22 (s, br, 2H), 2.48 (s, br, 3H).  $^{13}\text{C}$  NMR ( $\text{CDCl}_3$ , 100 MHz, ppm)  $\delta$  143.2, 137.3, 136.7, 134.6, 133.5, 130.4, 128.6, 126.7, 126.2, 121.7, 119.7, 116.5, 20.4; HRMS  $m/z$  calcd. for  $\text{C}_{13}\text{H}_{12}\text{ClNS}$   $[\text{M}+\text{H}]^+$ : 250.0457, found:

250.0462.

**2-ethyl-4-(*p*-tolylthio)aniline (5j):** Compound 5j was obtained in 99% yield (121 mg) according to the general procedure. Eluent petroleum ether/ethyl acetate (20:1). <sup>1</sup>H NMR (CDCl<sub>3</sub>, 400 MHz, ppm) δ 7.31 (s, 1H), 7.24 (d, 1H, *J* = 8.0 Hz), 7.15 (d, 2H, *J* = 8.0 Hz), 7.10 (d, 2H, *J* = 8.0 Hz), 6.70 (d, 1H, *J* = 8.0 Hz), 3.76 (s, br, 2H), 2.52 (dd, 2H, *J* = 8.0 Hz), 2.35 (s, 3H), 1.30 (t, 3H, *J* = 8.0 Hz). <sup>13</sup>C NMR (CDCl<sub>3</sub>, 100 MHz, ppm) δ 144.6, 136.8, 136.1, 135.3, 134.4, 133.1, 129.7, 129.0, 128.0, 116.1, 23.9, 21.0, 12.9; HRMS *m/z* calcd. for C<sub>15</sub>H<sub>17</sub>NS [M+H]<sup>+</sup>: 244.1160, found: 244.1154.

**2-ethyl-4-(4-methoxyphenylthio)aniline (5k):** Compound 5k was obtained in 99% yield (128 mg) according to the general procedure. Eluent petroleum ether/ethyl acetate (20:1). <sup>1</sup>H NMR (CDCl<sub>3</sub>, 400 MHz, ppm) δ 7.26 (d, 2H, *J* = 8.0 Hz), 7.22 (s, 1H), 7.15 (d, 2H, *J* = 8.0 Hz), 6.85 (d, 2H, *J* = 8.0 Hz), 6.65 (d, 1H, *J* = 8.0 Hz), 3.81 (s, 3H), 3.74 (s, br, 2H), 2.50 (dd, 2H, *J* = 8.0 Hz), 1.26 (t, 3H, *J* = 8.0 Hz). <sup>13</sup>C NMR (CDCl<sub>3</sub>, 100 MHz, ppm) δ 158.4, 144.1, 133.1, 131.7, 131.1, 129.2, 128.9, 123.1, 116.1, 114.7, 55.4, 23.9, 12.9; HRMS *m/z* calcd. for C<sub>15</sub>H<sub>17</sub>NOS [M+H]<sup>+</sup>: 259.1031, found: 259.1022.

**4-(4-chlorophenylthio)-2-ethylaniline (5l):** Compound 5l was obtained in 97% yield (128 mg) according to the general procedure. Eluent petroleum ether/ethyl acetate (20:1). <sup>1</sup>H NMR (CDCl<sub>3</sub>, 400 MHz, ppm) δ 7.30 (s, 1H), 7.26-7.21 (m, 3H), 7.09 (d, 2H, *J* = 8.0 Hz), 6.71 (d, 2H, *J* = 8.0 Hz), 3.84 (s, br, 2H), 2.53 (dd, 2H, *J* = 8.0 Hz), 1.29 (t, 3H, *J* = 8.0 Hz). <sup>13</sup>C NMR (CDCl<sub>3</sub>, 100 MHz, ppm) δ 145.2, 138.9, 136.8,

135.5, 135.2 133.9, 128.9, 128.2, 117.4, 116.2, 23.9, 12.8; HRMS  $m/z$  calcd. for  $C_{14}H_{14}ClNS$   $[M+H]^+$ : 264.0614, found: 264.0603.

**4-(4-bromophenylthio)-2-ethylaniline (5m):** Compound 5m was obtained in 97% yield (150 mg) according to the general procedure. Eluent petroleum ether/ethyl acetate (20:1).  $^1H$  NMR ( $CDCl_3$ , 400 MHz, ppm)  $\delta$  7.35 (d, 2H,  $J$  = 8.0 Hz), 7.29 (s, 1H), 7.24 (d, 1H,  $J$  = 8.0 Hz), 7.02 (d, 2H,  $J$  = 8.0 Hz), 6.71 (d, 1H,  $J$  = 8.0 Hz), 3.85 (s, br, 2H), 2.53 (dd, 2H,  $J$  = 8.0 Hz), 1.29 (t, 3H,  $J$  = 8.0 Hz).  $^{13}C$  NMR ( $CDCl_3$ , 100 MHz, ppm)  $\delta$  145.3, 139.7, 136.8, 135.2, 134.0, 131.8, 129.1, 128.4, 23.8, 12.8; HRMS  $m/z$  calcd. for  $C_{14}H_{14}BrNS$   $[M+H]^+$ : 308.0109, 310.0088, found: 309.0121, 310.0095.

**4-(4-chlorophenylthio)-2,6-dimethylaniline (5n):** Compound 5n was obtained in 99% yield (130 mg) according to the general procedure. Eluent petroleum ether/ethyl acetate (20:1).  $^1H$  NMR ( $CDCl_3$ , 400 MHz, ppm)  $\delta$  7.22-7.19 (m, 4H), 7.09 (d, 2H,  $J$  = 8.0 Hz), 3.72 (s, br, 2H), 2.21 (s, 6H).  $^{13}C$  NMR ( $CDCl_3$ , 100 MHz, ppm)  $\delta$  144.0, 139.1, 136.5, 135.1, 128.9, 128.2, 122.8, 118.5, 17.6; HRMS  $m/z$  calcd. for  $C_{14}H_{14}ClNS$   $[M+H]^+$ : 263.0535, found: 263.0528.

**2,6-dimethyl-4-(*p*-tolylthio)aniline (5o):** Compound 5o was obtained in 99% yield (121 mg) according to the general procedure. Eluent petroleum ether/ethyl acetate (20:1).  $^1H$  NMR ( $CDCl_3$ , 400 MHz, ppm)  $\delta$  7.19 (s, 2H), 7.16-7.09 (m, 4H), 3.76 (s, br, 2H), 2.36 (s, 3H), 2.22 (s, 6H).  $^{13}C$  NMR ( $CDCl_3$ , 100 MHz, ppm)  $\delta$  143.4, 136.2, 135.2, 134.4, 129.7, 127.9, 122.6, 120.2, 21.0, 17.6. HRMS  $m/z$  calcd. for  $C_{15}H_{17}NS$   $[M+H]^+$ : 244.1160, found: 244.1154.

**4-methyl-2-(m-tolylthio)aniline (7a):** Compound 7a was obtained in 84% yield (97 mg) according to the general procedure. Eluent petroleum ether/ethyl acetate (20:1).  $^1\text{H}$  NMR ( $\text{CDCl}_3$ , 400 MHz, ppm)  $\delta$  7.35 (s, 1H), 7.16 (t, 1H,  $J = 8.0$  Hz), 7.10 (d, 1H,  $J = 8.0$  Hz), 7.01-6.79 (m, 2H), 6.93 (d, 1H,  $J = 8.0$  Hz), 6.76 (d, 1H,  $J = 8.0$  Hz), 4.17 (s, br, 2H), 2.33 (s, 3H), 2.31 (s, 3H).  $^{13}\text{C}$  NMR ( $\text{CDCl}_3$ , 100 MHz, ppm)  $\delta$  146.5, 138.9, 137.5, 136.8, 131.9, 128.9, 128.1, 127.1, 126.4, 123.6, 115.5, 114.5, 21.5, 20.3; HRMS  $m/z$  calcd. for  $\text{C}_{14}\text{H}_{15}\text{NS}$   $[\text{M}+\text{H}]^+$ : 230.1003, found: 230.1017.

**4-methyl-2-(o-tolylthio)aniline (7b):** Compound 7b was obtained in 81% yield (93 mg) according to the general procedure. Eluent petroleum ether/ethyl acetate (20:1).  $^1\text{H}$  NMR ( $\text{CDCl}_3$ , 400 MHz, ppm)  $\delta$  7.34 (s, 1H), 7.25 (d, 1H,  $J = 8.0$  Hz), 7.16-7.12 (m, 3H), 6.81 (t, 2H,  $J = 8.0$  Hz), 4.18 (s, br, 2H), 2.53 (s, br, 3H), 2.34 (s, 3H).  $^{13}\text{C}$  NMR ( $\text{CDCl}_3$ , 100 MHz, ppm)  $\delta$  146.6, 137.5, 136.0, 135.2, 131.9, 130.3, 128.3, 126.7, 125.5, 125.2, 115.6, 114.0, 20.4, 20.2; HRMS  $m/z$  calcd. for  $\text{C}_{14}\text{H}_{15}\text{NS}$   $[\text{M}+\text{H}]^+$ : 230.1003, found: 230.1017.

**4-chloro-2-(p-tolylthio)aniline (7c):** Compound 7c was obtained in 86% yield (108 mg) according to the general procedure. Eluent petroleum ether/ethyl acetate (20:1).  $^1\text{H}$  NMR ( $\text{CDCl}_3$ , 400 MHz, ppm)  $\delta$  7.42 (d, 1H,  $J = 4.0$  Hz), 7.17 (d, 1H,  $J = 8.0$  Hz), 7.11-7.06 (m, 4H), 6.72 (d, 1H,  $J = 8.0$  Hz), 4.28 (s, br, 2H), 2.32 (s, 3H).  $^{13}\text{C}$  NMR ( $\text{CDCl}_3$ , 100 MHz, ppm)  $\delta$  146.9, 136.2, 135.6, 131.8, 130.5, 130.0, 127.7, 122.5, 117.2, 116.3, 21.0; HRMS  $m/z$  calcd. for  $\text{C}_{13}\text{H}_{12}\text{ClNS}$   $[\text{M}+\text{H}]^+$ : 250.0457, found: 250.0462.

**4-chloro-2-(4-methoxyphenylthio)aniline (7d):** Compound 7d was obtained in 72%

yield (96 mg) according to the general procedure. Eluent petroleum ether/ethyl acetate (20:1).  $^1\text{H}$  NMR ( $\text{CDCl}_3$ , 400 MHz, ppm)  $\delta$  7.38 (d, 1H,  $J = 4.0$  Hz), 7.21 (d, 2H,  $J = 8.0$  Hz), 7.14 (d, 1H,  $J = 8.0$  Hz), 6.86 (d, 2H,  $J = 8.0$  Hz), 6.68 (d, 1H,  $J = 8.0$  Hz), 4.29 (s, br, 2H), 3.80 (s, 3H).  $^{13}\text{C}$  NMR ( $\text{CDCl}_3$ , 100 MHz, ppm)  $\delta$  155.8, 146.3, 134.6, 130.7, 130.0, 125.5, 122.6, 118.9, 116.3, 115.0, 55.4; HRMS  $m/z$  calcd. for  $\text{C}_{13}\text{H}_{12}\text{ClNOS}$   $[\text{M}+\text{H}]^+$ : 266.0406, found: 266.0411.

**4-chloro-2-(4-chlorophenylthio)aniline (7e):**<sup>23</sup> Compound 7e was obtained in 88% yield (118 mg) according to the general procedure. Eluent petroleum ether/ethyl acetate (20:1).  $^1\text{H}$  NMR ( $\text{CDCl}_3$ , 400 MHz, ppm)  $\delta$  7.45 (s, 1H), 7.24-7.20 (m, 3H), 7.05 (d, 2H,  $J = 8.0$  Hz), 6.74 (d, 1H,  $J = 8.0$  Hz), 4.31 (s, br, 2H).  $^{13}\text{C}$  NMR ( $\text{CDCl}_3$ , 100 MHz, ppm)  $\delta$  147.3, 136.2, 134.4, 131.8, 131.3, 129.3, 128.2, 122.6, 116.4, 115.5; HRMS  $m/z$  calcd. for  $\text{C}_{12}\text{H}_9\text{Cl}_2\text{NS}$   $[\text{M}+\text{H}]^+$ : 269.9911, found: 269.9923.

**2-(4-bromophenylthio)-4-chloroaniline (7f):** Compound 7f was obtained in 84% yield (132 mg) according to the general procedure. Eluent petroleum ether/ethyl acetate (20:1).  $^1\text{H}$  NMR ( $\text{CDCl}_3$ , 400 MHz, ppm)  $\delta$  7.46 (s, 1H), 7.37 (d, 2H,  $J = 8.0$  Hz), 7.22 (d, 1H,  $J = 8.0$  Hz), 6.98 (d, 2H,  $J = 8.0$  Hz), 6.73 (d, 1H,  $J = 8.0$  Hz), 4.31 (s, br, 2H).  $^{13}\text{C}$  NMR ( $\text{CDCl}_3$ , 100 MHz, ppm)  $\delta$  147.3, 136.2, 135.1, 132.2, 131.3, 129.3, 128.4, 122.6, 119.7, 116.5. HRMS  $m/z$  calcd. for  $\text{C}_{12}\text{H}_9\text{BrClNS}$   $[\text{M}+\text{H}]^+$ : 313.9406, 315.9385, found: 313.9417, 315.9392.

**4-chloro-2-(*m*-tolylthio)aniline (7g):** Compound 7g was obtained in 69% yield (86 mg) according to the general procedure. Eluent petroleum ether/ethyl acetate (20:1).  $^1\text{H}$  NMR ( $\text{CDCl}_3$ , 400 MHz, ppm)  $\delta$  7.48 (s, 1H), 7.22-7.16 (m, 2H), 7.01 (d, 2H,  $J =$

8.0 Hz), 6.94 (d, 1H,  $J = 8.0$  Hz), 6.74 (d, 1H,  $J = 8.0$  Hz), 4.31 (s, br, 2H), 2.33 (s, 3H).  $^{13}\text{C}$  NMR ( $\text{CDCl}_3$ , 100 MHz, ppm)  $\delta$  147.3, 139.1, 136.1, 135.4, 130.8, 129.1, 127.7, 127.0, 124.2, 122.5, 116.4, 116.3, 21.5; HRMS  $m/z$  calcd. for  $\text{C}_{13}\text{H}_{12}\text{ClNS}$   $[\text{M}+\text{H}]^+$ : 250.0457, found: 250.0462.

**4-chloro-2-(*o*-tolylthio)aniline (7h):** Compound 7h was obtained in 62% yield (78 mg) according to the general procedure. Eluent petroleum ether/ethyl acetate (20:1).  $^1\text{H}$  NMR ( $\text{CDCl}_3$ , 400 MHz, ppm)  $\delta$  7.39 (s, 1H), 7.21 (d, 2H,  $J = 8.0$  Hz), 7.14-7.07 (m, 2H), 6.82 (d, 1H,  $J = 8.0$  Hz), 6.75 (d, 1H,  $J = 8.0$  Hz), 4.27 (s, br, 2H), 2.45 (s, 3H).  $^{13}\text{C}$  NMR ( $\text{CDCl}_3$ , 100 MHz, ppm)  $\delta$  147.1, 135.9, 135.7, 134.5, 130.6, 130.4, 126.7, 126.3, 125.9, 122.7, 116.3, 116.0, 20.1; HRMS  $m/z$  calcd. for  $\text{C}_{13}\text{H}_{12}\text{ClNS}$   $[\text{M}+\text{H}]^+$ : 250.0457, found: 250.0462.

**4-methoxy-2-(*p*-tolylthio)aniline (7i):** Compound 7i was obtained in 64% yield (79 mg) according to the general procedure. Eluent petroleum ether/ethyl acetate (20:1).  $^1\text{H}$  NMR ( $\text{CDCl}_3$ , 400 MHz, ppm)  $\delta$  7.10-7.04 (m, 4H), 7.04 (s, 1H), 6.88 (d, 1H,  $J = 8.0$  Hz), 6.77 (d, 1H,  $J = 8.0$  Hz), 4.01 (s, br, 2H), 3.77 (s, 3H), 2.32 (s, 3H).  $^{13}\text{C}$  NMR ( $\text{CDCl}_3$ , 100 MHz, ppm)  $\delta$  152.4, 142.4, 135.7, 132.7, 129.9, 127.4, 120.6, 117.7, 116.7, 116.4, 55.9, 21.0; HRMS  $m/z$  calcd. for  $\text{C}_{14}\text{H}_{15}\text{NOS}$   $[\text{M}+\text{H}]^+$ : 246.0953, found: 246.0961.

**4-methoxy-2-(*m*-tolylthio)aniline (7j):** Compound 7j was obtained in 64% yield (79 mg) according to the general procedure. Eluent petroleum ether/ethyl acetate (20:1).  $^1\text{H}$  NMR ( $\text{CDCl}_3$ , 400 MHz, ppm)  $\delta$  7.16 (t, 1H,  $J = 8.0$  Hz), 7.06 (s, 1H), 6.98 (d, 2H,  $J = 8.0$  Hz), 6.94-6.88 (m, 2H), 6.79 (d, 1H,  $J = 8.0$  Hz), 3.99 (s, br, 2H), 3.78 (s, 3H),

2.31 (s, 3H).  $^{13}\text{C}$  NMR ( $\text{CDCl}_3$ , 100 MHz, ppm)  $\delta$  152.3, 142.7, 138.9, 136.3, 129.0, 127.4, 126.6, 123.8, 120.9, 118.0, 116.7, 115.6, 55.9, 21.5. HRMS  $m/z$  calcd. for  $\text{C}_{14}\text{H}_{15}\text{NOS}$   $[\text{M}+\text{H}]^+$ : 246.0953, found: 246.0961.

**4-methoxy-2-(*o*-tolylthio)aniline (7k):** Compound 7k was obtained in 61% yield (75 mg) according to the general procedure. Eluent petroleum ether/ethyl acetate (20:1).  $^1\text{H}$  NMR ( $\text{CDCl}_3$ , 400 MHz, ppm)  $\delta$  7.23 (d, 1H,  $J = 8.0$  Hz), 7.13-7.09 (m, 2H), 7.03 (s, 1H), 6.93 (d, 2H,  $J = 8.0$  Hz), 6.85-6.80 (m, 2H), 3.97 (s, br, 2H), 3.70 (s, 3H), 2.49 (s, 3H).  $^{13}\text{C}$  NMR ( $\text{CDCl}_3$ , 100 MHz, ppm)  $\delta$  152.6, 142.8, 135.6, 135.4, 130.3, 126.7, 125.9, 125.6, 120.6, 117.9, 116.8, 115.2, 55.9, 20.2. HRMS  $m/z$  calcd. for  $\text{C}_{14}\text{H}_{15}\text{NOS}$   $[\text{M}+\text{H}]^+$ : 246.0953, found: 246.0961.

**4-methoxy-2-(4-methoxyphenylthio)aniline (7l):** Compound 7l was obtained in 57% yield (75 mg) according to the general procedure. Eluent petroleum ether/ethyl acetate (20:1).  $^1\text{H}$  NMR ( $\text{CDCl}_3$ , 400 MHz, ppm)  $\delta$  7.19 (d, 2H,  $J = 8.0$  Hz), 6.98 (d, 1H,  $J = 4.0$  Hz), 6.84 (d, 2H,  $J = 8.0$  Hz), 6.82 (d, 1H,  $J = 4.0$  Hz), 6.74 (d, 1H,  $J = 8.0$  Hz), 6.85-6.80 (m, 2H), 3.95 (s, br, 2H), 3.79 (s, 3H), 3.75 (s, 3H).  $^{13}\text{C}$  NMR ( $\text{CDCl}_3$ , 100 MHz, ppm)  $\delta$  158.5, 152.4, 141.8, 130.2, 126.4, 119.9, 118.2, 116.9, 116.7, 114.9, 55.8, 55.4; HRMS  $m/z$  calcd. for  $\text{C}_{14}\text{H}_{15}\text{NO}_2\text{S}$   $[\text{M}+\text{H}]^+$ : 262.0902, found: 262.0911.

**2-(4-chlorophenylthio)-4-methoxyaniline (7m):** Compound 7m was obtained in 87% yield (116 mg) according to the general procedure. Eluent petroleum ether/ethyl acetate (20:1).  $^1\text{H}$  NMR ( $\text{CDCl}_3$ , 400 MHz, ppm)  $\delta$  7.21 (d, 2H,  $J = 8.0$  Hz), 7.05-7.03 (m, 3H), 6.88 (d, 1H,  $J = 4.0$  Hz), 6.78 (d, 1H,  $J = 8.0$  Hz), 4.01 (s, br, 2H), 3.77 (s,

3H).  $^{13}\text{C}$  NMR ( $\text{CDCl}_3$ , 100 MHz, ppm)  $\delta$  152.4, 142.7, 135.2, 131.4, 129.2, 127.9, 120.9, 118.5, 116.8, 114.8, 55.9. HRMS  $m/z$  calcd. for  $\text{C}_{13}\text{H}_{12}\text{ClNOS}$   $[\text{M}+\text{H}]^+$ : 266.0406, found: 266.0411.

**2-(4-bromophenylthio)-4-methoxyaniline (7n):** Compound 7n was obtained in 85% yield (132 mg) according to the general procedure. Eluent petroleum ether/ethyl acetate (20:1).  $^1\text{H}$  NMR ( $\text{CDCl}_3$ , 400 MHz, ppm)  $\delta$  7.36 (d, 2H,  $J = 8.0$  Hz), 7.05 (s, 1H), 6.98 (d, 2H,  $J = 8.0$  Hz), 6.91 (d, 1H,  $J = 8.0$  Hz), 6.78 (d, 1H,  $J = 8.0$  Hz), 4.01 (s, br, 2H), 3.77 (s, 3H).  $^{13}\text{C}$  NMR ( $\text{CDCl}_3$ , 100 MHz, ppm)  $\delta$  152.4, 142.8, 136.0, 132.1, 128.1, 120.9, 119.2, 118.6, 116.9, 114.5, 55.9. HRMS  $m/z$  calcd. for  $\text{C}_{13}\text{H}_{12}\text{BrNOS}$   $[\text{M}+\text{H}]^+$ : 309.9901, 31.9881, found: 309.9912, 311.9891.

**1-(4-chlorophenylthio)naphthalen-2-amine (7o):**<sup>22</sup> Compound 7o was obtained in 97% yield (139 mg) according to the general procedure. Eluent petroleum ether/ethyl acetate (20:1).  $^1\text{H}$  NMR ( $\text{CDCl}_3$ , 400 MHz, ppm)  $\delta$  8.27 (d, 1H,  $J = 8.0$  Hz), 7.82-7.76 (m, 2H), 7.49 (t, 1H,  $J = 8.0$  Hz), 7.32 (t, 1H,  $J = 8.0$  Hz), 7.16 (d, 2H,  $J = 8.0$  Hz), 7.08 (d, 1H,  $J = 8.0$  Hz), 6.98 (d, 2H,  $J = 8.0$  Hz), 4.76 (s, br, 2H).  $^{13}\text{C}$  NMR ( $\text{CDCl}_3$ , 100 MHz, ppm)  $\delta$  148.5, 136.5, 135.5, 132.1, 130.9, 129.1, 128.5, 128.4, 128.0, 127.1, 124.0, 122.8, 117.7, 104.0; HRMS  $m/z$  calcd. for  $\text{C}_{16}\text{H}_{12}\text{ClNS}$   $[\text{M}+\text{H}]^+$ : 286.0457, found: 286.0451.

**1-(4-bromophenylthio)naphthalen-2-amine (7p):**<sup>22</sup> Compound 7p was obtained in 94% yield (155 mg) according to the general procedure. Eluent petroleum ether/ethyl acetate (20:1).  $^1\text{H}$  NMR ( $\text{CDCl}_3$ , 400 MHz, ppm)  $\delta$  8.27 (d, 1H,  $J = 8.0$  Hz), 7.82-7.76 (m, 2H), 7.49 (t, 1H,  $J = 8.0$  Hz), 7.32 (t, 1H,  $J = 8.0$  Hz), 7.16 (d, 2H,  $J = 8.0$  Hz),



7.08 (d, 1H,  $J = 8.0$  Hz), 6.98 (d, 2H,  $J = 8.0$  Hz), 4.76 (s, br, 2H).  $^{13}\text{C}$  NMR ( $\text{CDCl}_3$ , 100 MHz, ppm)  $\delta$  148.5, 136.5, 135.5, 132.1, 130.9, 129.1, 128.5, 128.4, 128.0, 127.1, 124.0, 122.8, 117.7, 104.0; HRMS  $m/z$  calcd. for  $\text{C}_{16}\text{H}_{12}\text{BrNS}$   $[\text{M}+\text{H}]^+$ : 329.9952, 331.9932, found: 329.9937, 331.9923.

**1-(*p*-tolylthio)naphthalen-2-amine (7q):**<sup>22</sup> Compound 7q was obtained in 90% yield (119 mg) according to the general procedure. Eluent petroleum ether/ethyl acetate (20:1).  $^1\text{H}$  NMR ( $\text{CDCl}_3$ , 400 MHz, ppm)  $\delta$  8.40 (d, 1H,  $J = 8.0$  Hz), 7.82-7.79 (m, 2H), 7.50 (t, 1H,  $J = 8.0$  Hz), 7.34 (t, 1H,  $J = 8.0$  Hz), 7.09-7.01 (m, 5H), 4.75 (s, br, 2H), 2.31 (s, 3H).  $^{13}\text{C}$  NMR ( $\text{CDCl}_3$ , 100 MHz, ppm)  $\delta$  148.5, 136.7, 135.0, 133.3, 131.8, 129.9, 128.5, 127.9, 126.1, 124.4, 123.1, 122.6, 117.8, 105.2; HRMS  $m/z$  calcd. for  $\text{C}_{17}\text{H}_{15}\text{NS}$   $[\text{M}+\text{H}]^+$ : 266.1003, found: 266.1012.

**1-(4-methoxyphenylthio)naphthalen-2-amine (7r):**<sup>22</sup> Compound 7r was obtained in 89% yield (125 mg) according to the general procedure. Eluent petroleum ether/ethyl acetate (20:1).  $^1\text{H}$  NMR ( $\text{CDCl}_3$ , 400 MHz, ppm)  $\delta$  8.39 (d, 1H,  $J = 8.0$  Hz), 7.78-7.75 (m, 2H), 7.50 (t, 1H,  $J = 8.0$  Hz), 7.31 (t, 1H,  $J = 8.0$  Hz), 7.06 (d, 3H,  $J = 8.0$  Hz), 6.77 (d, 1H,  $J = 8.0$  Hz), 4.73 (s, br, 2H), 3.74 (s, 3H).  $^{13}\text{C}$  NMR ( $\text{CDCl}_3$ , 100 MHz, ppm)  $\delta$  157.8, 148.3, 136.7, 131.6, 128.5, 128.4, 127.9, 127.8, 127.5, 124.4, 122.6, 117.7, 114.8, 106.2, 55.3. HRMS  $m/z$  calcd. for  $\text{C}_{17}\text{H}_{15}\text{NOS}$   $[\text{M}+\text{H}]^+$ : 282.0953, found: 282.0947.

**3-chloro-4-(2,4-dichlorophenylthio)aniline (9a):**<sup>23</sup> Compound 9k was obtained in 92% yield (140 mg) according to the general procedure. Eluent petroleum ether/ethyl acetate (20:1).  $^1\text{H}$  NMR ( $\text{CDCl}_3$ , 400 MHz, ppm)  $\delta$  7.39-7.37 (m, 2H), 7.05 (d, 1H,  $J =$

8.0 Hz), 6.88 (s, 1H), 6.59 (t, 2H,  $J = 8.0$  Hz), 4.03 (s, br, 2H).  $^{13}\text{C}$  NMR ( $\text{CDCl}_3$ , 100 MHz, ppm)  $\delta$  149.4, 140.7, 138.8, 136.4, 131.3, 131.0, 129.2, 127.7, 127.4, 116.3, 116.1, 114.4. HRMS  $m/z$  calcd. for  $\text{C}_{12}\text{H}_8\text{Cl}_3\text{NS}$   $[\text{M}+\text{H}]^+$ : 303.9521, found: 303.9532.

## ASSOCIATED CONTENT

### Supporting Information

$^1\text{H}$  and  $^{13}\text{C}$  NMR spectra for all compounds. This information is available free of charge via the Internet at <http://pubs.acs.org>.

## AUTHOR INFORMATION

### Corresponding Author

\* E-mail: [huawang\\_qfnu@126.com](mailto:huawang_qfnu@126.com)

### Notes

The authors declare no competing financial interest.

## ACKNOWLEDGEMENTS

The authors gratefully acknowledge the financial support from the National Natural Science Foundation of China (Nos. 21302110, 21302109 and 21375075), the Taishan Scholar Foundation of Shandong Province, the Project of Shandong Province Higher Educational Science and Technology Program (J13LD14), and the Natural Science Foundation of Shandong Province (ZR2013BQ017).

## REFERENCES

- (1) (a) Nakazawa, T.; Xu, J.; Nishikawa, T.; Oda, T.; Fujita, A.; Ukai, K.; Mangindaan, R. E. P.; Rotinsulu, H.; Kobayashi, H.; Namikoshi, M. *J. Nat. Prod.* **2007**, *70*, 439–442. (b) Nielsen, S. F.; Nielsen, E. O.; Olsen, G. M.; Liljefors, T.; Peters, D. *J. Med. Chem.* **2000**, *43*, 2217–2226. (c) Gangjee, A.; Zeng, Y. B.;

- 1  
2  
3 Talreja, T.; McGuire, J. J.; Kisliuk, R. L.; Queener, S. F. *J. Med. Chem.* **2007**, *50*,  
4 3046–3053. (d) Zhou, Y.; Liu, W.-J.; Ma, Y.; Wang, H.; Qi, L.; Cao, Y.; Wang, J.;  
5  
6  
7  
8 Pei, J. *J. Am. Chem. Soc.* **2007**, *129*, 12386–12387. (e) Takimiya, K.; Shinamura,  
9  
10 S.; Osaka, I.; Miyazaki, E. *Adv. Mater.* **2011**, *23*, 4347–4370. (f) Mori, T.;  
11  
12 Nishimura, T.; Yamamoto, T.; Doi, I.; Miyazaki, E.; Osaka, I.; Takimiya, K. *J. Am.*  
13  
14  
15  
16  
17  
18  
19  
20  
21  
22  
23  
24  
25  
26  
27  
28  
29  
30  
31  
32  
33  
34  
35  
36  
37  
38  
39  
40  
41  
42  
43  
44  
45  
46  
47  
48  
49  
50  
51  
52  
53  
54  
55  
56  
57  
58  
59  
60
- (2) (a) Kondo, T.; Mitsudo, T.-a. *Chem. Rev.* **2000**, *100*, 3205–3220. (b) Li, G. Y. *Angew. Chem., Int. Ed.*, **2001**, *40*, 1513–1516.
- (3) (a) Migita, T.; Shimizu, T.; Asami, Y.; Shiobara, J.; Kato, Y.; Kosugi, M. *Bull. Chem. Soc. Jpn.* **1980**, *53*, 1385–1398. (b) Mann, G.; Baranano, D.; Hartwig, J. F.; Rheingold, A. L.; Guzei, I. A. *J. Am. Chem. Soc.* **1998**, *120*, 9205–9219. (c) Baranano, D.; Hartwig, J. F. *J. Am. Chem. Soc.* **1995**, *117*, 2937–2938. (d) Jiang, Z.; She, J.; Lin, X. *Adv. Synth. Catal.* **2009**, *351*, 2558–2562.
- (4) (a) Ma, D.; Cai, Q. *Acc. Chem. Res.* **2008**, *41*, 1450–1460. (b) Kwong, F. Y.; Buchwald, S. L. *Org. Lett.* **2002**, *4*, 3517–3520. (c) Chen, C. K.; Chen, Y. W.; Lin, C. H.; Lin, H. P.; Lee, C. F. *Chem. Commun.* **2010**, *46*, 282–284. (d) Bhadra, S.; Sreedhar, B.; Ranu, B. C. *Adv. Synth. Catal.* **2009**, *351*, 2369–2378.
- (5) (a) Wu, W.-Y.; Wang, J.-C.; Tsai, F.-Y. *Green Chem.* **2009**, *11*, 326–329. (b) Correa, A.; Carril, M.; Bolm, C. *Angew. Chem. Int. Ed.* **2008**, *47*, 2880–2883
- (6) (a) Zhang, Y.; Ngeow, K. C.; Ying, J. Y. *Org. Lett.* **2007**, *9*, 3495–3499. (b) Joyce, L. L.; Evindar, G.; Batey, R. A. *Chem. Commun.* **2004**, 446–447. (c) Prasad, D. J. C.; Naidu, A. B.; Sekar, G. *Tetrahedron Lett.* **2009**, *50*, 1411–1415. (d) Bates, C. G.; Saejueng, P.; Doherty, M. Q.; Venkataraman, D. *Org. Lett.* **2004**, *6*, 5005–5008. (e) Rout, L.; Sen, T. K.; Punniyamurthy, T. *Angew. Chem., Int. Ed.* **2007**, *46*, 5583–5586. (f) Ramana, T.; Saha, P.; Das, M.; Punniyamurthy, T. *Org. Lett.* **2010**,

- 12, 84–87.
- (7) Wong, Y. C.; Jayanth, T. T.; Cheng, C. H. *Org. Lett.* **2006**, *8*, 5613–5616.
- (8) Arisawa, M.; Suzuki, T.; Ishikawa, T.; Yamaguchi, M. *J. Am. Chem. Soc.* **2008**, *130*, 12214–12215.
- (9) Yonova, I. M.; Osborne, C. A.; Morrisette, N. S.; Jarvo, E. R. *J. Org. Chem.* **2014**, *79*, 1947–1953.
- (10) (a) Stoll, H.; Krasovskiy, A.; Knochel, P. *Angew. Chem., Int. Ed.* **2006**, *45*, 606–609. (b) Cheng, J.-H.; Ramesh, C.; Kao, H.-L.; Wang, Y.-J.; Chan, C.-C.; Lee, C.-F. *J. Org. Chem.* **2012**, *77*, 10369–10374.
- (11) For recent reviews, see: (a) Sun, C.-L.; Li, B.-J.; Shi, Z.-J. *Chem. Rev.* **2011**, *111*, 1293–1314. (b) Lewis, J. C.; Bergman, R. G.; Ellman, J. A. *Acc. Chem. Res.* **2008**, *41*, 1013–1025. (c) Engle, K. M.; Mei, T.-S.; Wasa, M.; Yu, J.-Q. *Acc. Chem. Res.* **2012**, *45*, 788–802. (d) Mkhaliid, I. A. I.; Barnard, J. H.; Marder, T. B.; Murphy, J. M.; Hartwig, J. F. *Chem. Rev.* **2010**, *110*, 890–931. (e) Colby, D. A.; Tsai, A. S.; Bergman, R. G.; Ellman, J. A. *Acc. Chem. Res.* **2012**, *45*, 814–825. (f) Neufeldt, S. R.; Sanford, M. S. *Acc. Chem. Res.* **2012**, *45*, 936–946.
- (12) Anbarasan, P.; Neumann, H.; Beller, M. *Chem. Commun.* **2011**, *47*, 3233–3235.
- (13) (a) Prasad, C. D.; Balkrishna, S. J.; Kumar, A.; Bhakuni, B. S.; Shrimali, K.; Biswas, S.; Kumar, S. *J. Org. Chem.* **2013**, *78*, 1434–1443. (b) Tudge, M.; Tamiya, M.; Savarin, C.; Humphrey, G. R. *Org. Lett.* **2006**, *8*, 565–568. (c) Silveira, C. S.; Medes, S. R.; Wolf, L.; Marins, G. M. *Tetrahedron Lett.* **2010**, *51*, 2014–2016.
- (14) (a) Saravanan, P.; Anbarasan, P. *Org. Lett.* **2014**, *16*, 848–851. (b) Anbarasan, P.; Neumann, H.; Beller, M. *Chem. Commun.* **2011**, *47*, 3233–3235.
- (15) (a) Chen, X.; Hao, X.-S.; Goodhue, C. E.; Yu, J.-Q. *J. Am. Chem. Soc.* **2006**, *128*, 6790–6791. (b) Zhang, S.; Qian, P.; Zhang, M.; Hu, M.; Cheng, J. *J. Org. Chem.*

- 2010, 75, 6732–6735. (c) Chu, L.; Yue, X.; Qing, F.-L. *Org. Lett.* **2010**, 12, 1644–1666. (d) Ranjit, S.; Lee, R.; Heryadi, D.; Shen, C.; Wu, J. E.; Zhang, P.; Huang, K.-W.; Liu, X. *J. Org. Chem.* **2011**, 76, 8999–9007.
- (16) (a) Zhang, M.; Zhang, S.; Pan, C.; Chen, F. *Synth. Commun.* **2012**, 42, 2844–2853. (b) Fang, X.-L.; Tang, R.-Y.; Zhang, X.-G.; Li, J.-H. *Synthesis*. **2011**, 1099–1105.
- (17) Tian, H.; Zhu, C.; Yang, H.; Fu, H. *Chem. Commun.* **2014**, 50, 8875–8877.
- (18) (a) Thome, I.; Besson, C.; Kleine, T.; Bolm, C. *Angew. Chem., Int. Ed.* **2013**, 52, 7509–7513. (b) Kano, T.; Shirozu, F.; Maruoka, K. *J. Am. Chem. Soc.* **2013**, 135, 18036–18039. (c) Sun, C.-L.; Shi, Z.-J. *Chem. Rev.* **2014**, 114, 9219–9280.
- (19) (a) Zmitek, K.; Zupan, M.; Stavber, S.; Iskra, J. *Org. Lett.* **2006**, 8, 2491–2494. (b) Nobuta, T.; Tada, N.; Fujiya, A.; Kariya, A.; Miura, T.; Itoh, A. *Org. Lett.* **2013**, 15, 574–577. (c) Pan, X.; Boussonnière, A.; Curran, D. P. *J. Am. Chem. Soc.* **2013**, 135, 14433–14437. (d) Humne, V.; Dangat, Y.; Vank, K.; Lokhande, P. *Org. Biomol. Chem.* **2014**, 12, 4832–4836.
- (20) Zou, L.-H.; Reball, J.; Mottweiler, J.; Bolm, C. *Chem. Commun.* **2012**, 48, 11307–11309.
- (21) (a) Liao, Y.; Jiang, P.; Chen, S.; Qia, H.; Deng, G.-J. *Green Chem.* **2013**, 15, 3302–3306. (b) Du, H.-A.; Tang, R.-Y.; Deng, C.-L.; Liu, Y.; Li, J.-H.; Zhang, X.-G. *Adv. Synth. Catal.* **2011**, 353, 2739–2748. (c) Hiebel, M.-A.; Berteina-Raboin, S. *Green Chem.* **2015**, 17, 937–944.
- (22) Kang, X.; Yan, R.; Yu, G.; Pang, X.; Liu, X.; Li, X.; Xiang, L.; Huang, G. *J. Org. Chem.* **2014**, 79, 10605–10610.
- (23) Kerry, F.; Mark, O.; Donald E, S.; Janet, A. (Icos Corp., USA), WO0059878, **2000**.

- (24) Du, H. A.; Tang, R. Y.; Deng, C. L.; Liu, Y.; Li, J. H.; Zhang, X. G. *Adv. Synth. Catal.* **2011**, *353*, 2739–2748.
- (25) Duan, Z.; Ranjit, S.; Liu, X.; *Org. Lett.* **2010**, *12*, 2430–2433.
- (26) Feng, Y.-S.; Qi, H.-X.; Wang, W.-C.; Liang, Y.-F.; Xu, H.-J. *Tetrahedron Lett.* **2012**, *53*, 2914–2917.
- (27) Cabrero-Antonino, J. R.; García, T.; Rubio-Marqués, P.; Vidal-Moya, J. A.; Leyva-Pérez, A.; Al-Deyab, S. S.; Al-Resayes, S. I.; Díaz, U.; Corma, A. *ACS Catal.* **2011**, *1*, 147–158.
- (28) Kabir, M. S.; Lorenz, M.; Van Linn, M. L.; Namjoshi, O. A.; Ara, S.; Cook, J. M. *J. Org. Chem.* **2010**, *75*, 3626–3643.
- (29) Wang, C.; Ma, Z.; Sun, X.-L.; Gao, Y.; Guo, Y.-H.; Tang, Y.; Shi, L.-P. *Organometallics*. **2006**, *25*, 3259–3266.
- (30) Sivan, V.; Reena, V.; Amarendar, C.; Ravindra P. P.; Ajayan, V. *synlett.* **2010**, *18*, 2733–2736.