

Note

Benzylic Phosphates in Friedel-Crafts Reactions with Activated and Unactivated Arenes: Access to Polyarylated Alkanes

Gangaram Pallikonda, and Manab Chakravarty

J. Org. Chem., **Just Accepted Manuscript** • DOI: 10.1021/acs.joc.5b02441 • Publication Date (Web): 02 Feb 2016

Downloaded from <http://pubs.acs.org> on February 2, 2016

Just Accepted

"Just Accepted" manuscripts have been peer-reviewed and accepted for publication. They are posted online prior to technical editing, formatting for publication and author proofing. The American Chemical Society provides "Just Accepted" as a free service to the research community to expedite the dissemination of scientific material as soon as possible after acceptance. "Just Accepted" manuscripts appear in full in PDF format accompanied by an HTML abstract. "Just Accepted" manuscripts have been fully peer reviewed, but should not be considered the official version of record. They are accessible to all readers and citable by the Digital Object Identifier (DOI®). "Just Accepted" is an optional service offered to authors. Therefore, the "Just Accepted" Web site may not include all articles that will be published in the journal. After a manuscript is technically edited and formatted, it will be removed from the "Just Accepted" Web site and published as an ASAP article. Note that technical editing may introduce minor changes to the manuscript text and/or graphics which could affect content, and all legal disclaimers and ethical guidelines that apply to the journal pertain. ACS cannot be held responsible for errors or consequences arising from the use of information contained in these "Just Accepted" manuscripts.



ACS Publications

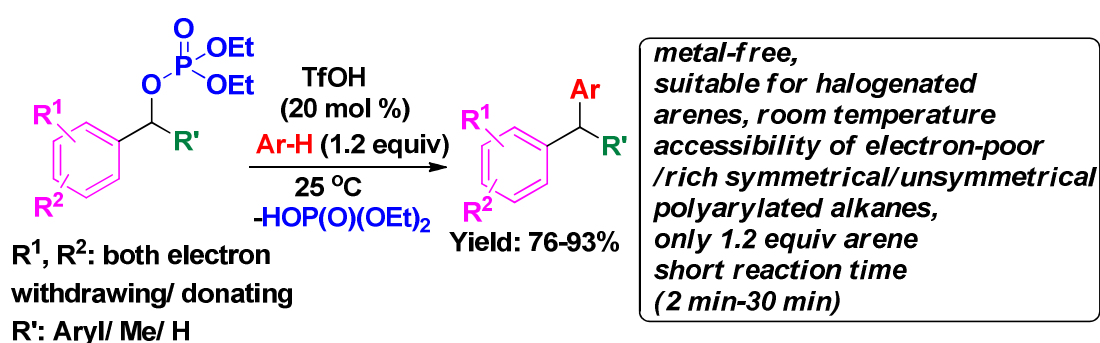
Benzylic Phosphates in Friedel-Crafts Reactions with Activated and Unactivated Arenes: Access to Polyarylated Alkanes

Gangaram Pallikonda and Manab Chakravarty*^a

Department of Chemistry, Birla Institute of Technology and Sciences, Pilani Hyderabad Campus,

Jawahar nagar, Shameerpet Mandal, Hyderabad , Telangana-500078, India

Email: manabchakravarty@gmail.com



ABSTRACT: Easily reachable electron-poor/rich primary and secondary benzylic phosphates are suitably used as substrates for Friedel-Crafts benzylation reactions with only 1.2 equiv activated/deactivated arenes (no additional solvent) to access structurally and electronically diverse polyarylated alkanes with excellent yields and selectivities at room temperature. Specifically, diversely substituted di/triarylmethanes are generated within 2-30 min using this approach. A wide number of electron-poor polyarylated alkanes are easily accomplished through this route just by tuning the phosphates.

The Friedel-Crafts (FC) benzylation reaction¹ is one of the traditional synthetic protocols for polyarylated alkanes, a valuable structural motif in the field of pharmaceutical, biological as well as material sciences.²⁻³ The low reactivity, selectivity, limitation for only electron rich substrates

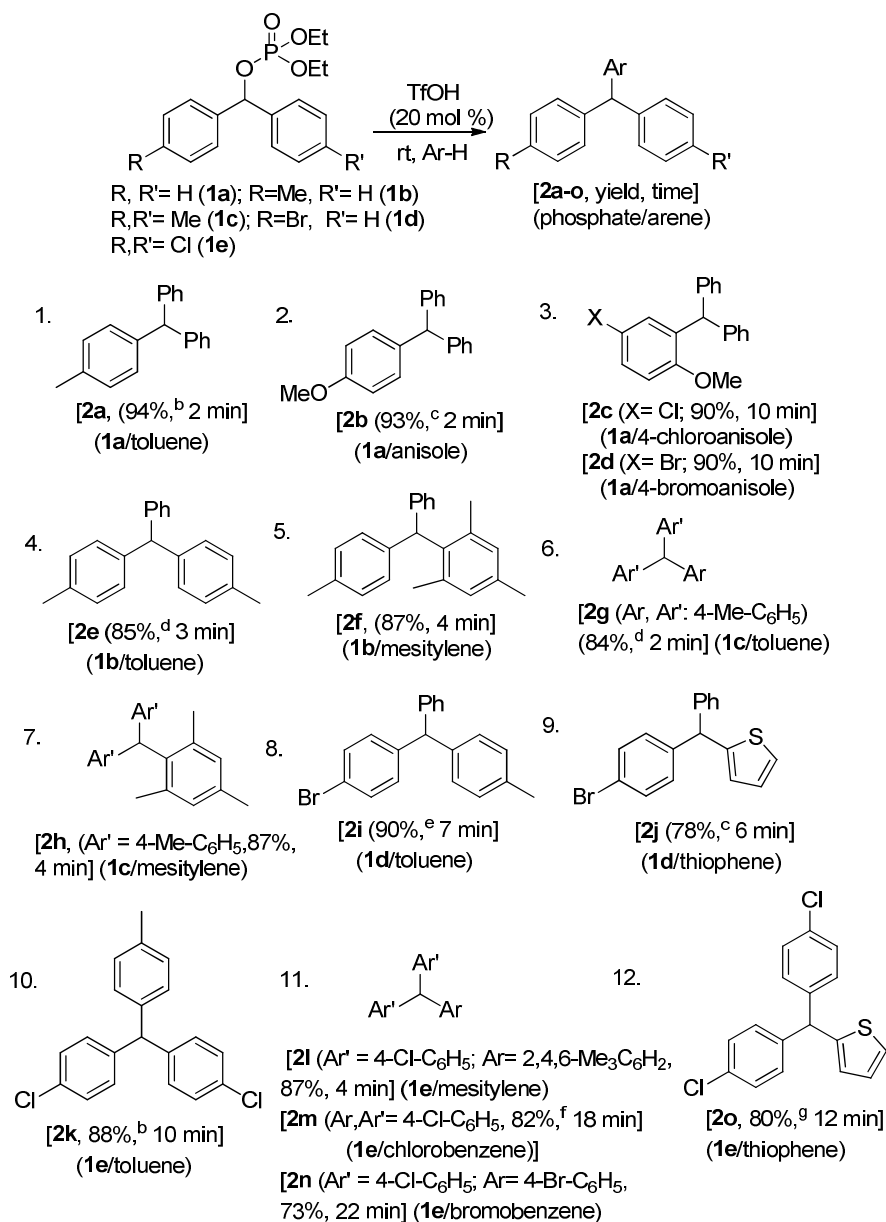
and the need for harsh reaction conditions including hazardous solvents/reagents are the potential drawbacks for this route. The beneficial alternative source for functionalized polyarylated alkanes includes metal catalyzed cross-coupling reactions.⁴ Although these all are certainly remarkable processes, the major concerns are the necessity of solvents, expensive transition metals and their toxicities,⁵ long duration, elevated temperature (60-140 °C) and special care for moisture/air sensitive organometallic reagents. Therefore, being much more economical, improvements of the FC reactions are still of priority.^{1e} In this aspect, the practices of using different kinds of electrophilic species such as benzyl alcohols,^{6a-b,6h} acetates,^{6c} halides,^{6d} ethers,^{6e} *N*-sulfonyl aldimines or sulphonamido sulfones^{6f} and silyl ethers^{6g} are attractive. Recently, significant advances on the FC reaction have been achieved using primary benzylic hydroxamates at moderate temperature by Bode *et al.*⁷ Nevertheless, most of these methods are limited to the synthesis of mainly diarylalkanes in the presence of excess activated (majorly) arenes or solvents along with aforesaid drawbacks. Being poor nucleophiles, arenes tend to undergo reactions only under heating and excess stoichiometry of arenes. Hence, such FC benzylation reactions only at rt are sporadically reported in the literature.^{6a,6d,6g-h}

Therefore, with our current interest,⁸ we present here both secondary and primary benzylic phosphates as easily accessible and unique substrates for the FC benzylation reactions to access electronically and structurally diverse triarylmethanes predominantly, along with diaryl-ethanes and methanes at rt within short duration using only 1.2 equiv of both activated or deactivated

1
2
3 arenes. Moreover, in the literature primary benzylic phosphates were known to be used in
4
5
6 transition metal catalyzed cross-coupling route to generate mainly diarylmethanes in the
7
8
9 presence of solvents at 60-100 °C.⁹ Notably, efforts to access diphenylethane *via* Suzuki-Miyaura
10
11
12 cross coupling were unsuccessful by starting from secondary benzylic phosphate.^{9a} In the very
13
14
15 recent report, the cross-coupling of benzylic phosphate with bromobenzene was considered
16
17
18 challenging due to the poor electrophilicity of phosphates.^{9f} Indeed, the synthetic approach for
19
20
21 diarylethanes and triarylmethanes using secondary benzylic phosphates is almost undeveloped.^{9e}
22
23
24 It is highly pertinent to note the pioneering work by Johnson *et al.* with a completely different
25
26
27 target where α -aryl- α -ketophosphonates^{10a} and α -hydroxy- β -phosphonyloxy esters^{10b} were
28
29
30 successfully used in (excess) acid mediated nucleophilic substitution reactions to access a variety
31
32
33 of α,α -diaryl ketones and α -hydroxy esters, respectively. However, only limited arenes in much
34
35
36 excess quantities were explored for these reactions in chlorinated solvent, and the minimum
37
38
39 reaction duration was 1 h. Even though C-O and P-O bond cleavage for phosphate monoesters
40
41
42 was extensively studied before under both acidic and photochemical conditions,¹¹ surprisingly,
43
44
45 so far, these were not explored to accomplish polyarylated alkanes. More importantly, the route
46
47
48 described herein, can expediently afford electron-poor polyarylated methanes efficiently, which
49
50
51 is not an expected outcome from the traditional FC benzylation reactions. Thus, one of the major
52
53
54 drawbacks on synthesis of electron-deficient polyarylated alkanes *via* the FC route has been
55
56
57 circumvented using the electron-poor phosphates as a source of electrophiles that are
58
59
60

comfortably prepared through phospho-Brook rearrangement (highly favorable for electron-poor systems). A much cleaner, economical and less cumbersome process has been demonstrated by using catalytic amount of triflic acid (TfOH) as a replacement of traditional metal chlorides.

Our recent protocol *via* *n*-BuLi triggered phospho-Brook rearrangement has made both electron-poor/rich primary and secondary benzylic phosphates easily reachable.^{8d} Being mainly interested in triarylmethanes, we kept our focus on the FC type benzylation reactions of the most inexpensive secondary benzylic phosphate **1a** with toluene (only 1.2 equiv) at rt to obtain the desired product **2a** (entry 1, Table 1) under key reaction parameters such as variety of acid catalysts in different quantities and reaction times (Table S1, Supporting Information). As the formation of desired compound was satisfactory at rt, we could avoid the need of excess volatile arenes. In some cases, the formation of ether Ph₂HC-O-CHPh₂ was also observed as expected.^{6j} Although there were many choices for the selection of Lewis or protic acids, the catalytic amount of TfOH (20 mol %, entry 9, Table S1, Supporting Information) was selected for all the reactions to afford desired products efficiently within a few minutes at rt. Moreover, TfOH was reported to be suitable for the FC reactions in the literature.^{1f} The phosphate **1a** reacted with both anisole as well as non-activated, halogenated anisoles to synthesize functionalized triarylmethanes **2b-d** in excellent yields and regioselectivity within 2-10 min (entries 2 and 3, Table 1).

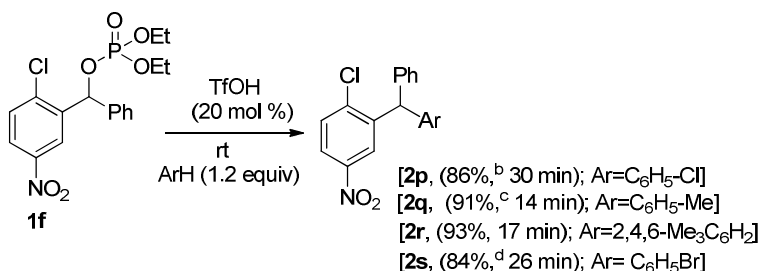
Table 1: List of triarylmethanes synthesized using phosphates^a

^a reaction conditions: **1** (1 equiv), ArH (1.2 equiv) [e. g. **1a** (1.56 mmol), toluene (1.87 mmol) and TfOH (0.31 mmol)]; only for **2j**, 1,2-dichloroethane (DCE, 3 mL) was used; regioisomeric (*p/o*) ratio (determined by ¹H NMR) ^b85:15; ^c87:13; ^d83:17; ^e84:16; ^f74:26; ^g92:8.

In fact halogenated compounds **2c-d** could be utilized for further derivatization through well-known metal catalyzed C-C or C-N coupling reactions.¹² The other electronically different

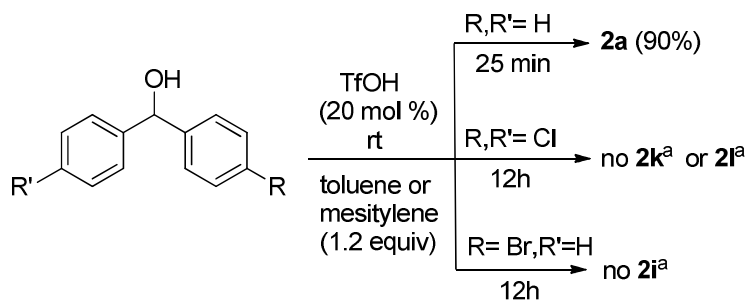
phosphates **1b-e** are used to access a wide range of triarylmethanes. We have experienced the instability of mainly electron-rich secondary benzylic phosphates **1b-c** that tend to form diaryl alcohols or ethers during the purification through column chromatography (SiO₂). However, without purification, both these phosphates are successfully used in the benzylation reactions to generate **2e-h** (entries 4-7, Table 1) appreciably within 2-4 min. Notably, both unsymmetrical and symmetrical crowded triarylmethanes **2f** and **2h** are completely new and synthesized comfortably using this approach at rt. Further, we have extended the scope of this route by using stable phosphates **1d-e** where benzylation of **1d** afforded the synthetically unexplored triarylmethanes **2i-j** satisfactorily (entries 8-9, Table 1), and electronically diverse triarylmethanes **2k-o** (entries 10-12, table 1) were generated conveniently within 6-22 min from benzylation reaction of **1e**. It is worth noting that being weakly inactive groups, syntheses of such electronically deactivated triarylmethanes **2i-o** are considerably challenging using the traditional FC route.

Next, we moved toward the benzylation reactions of much electron-poorer, easily synthesized, inexpensive and stable phosphate **1f** that afforded unsymmetrical triarylmethanes **2p-s** within 30 min (Scheme 1) in a similar fashion. These highly functionalized unsymmetrical triarylmethanes **2p-s** are completely new and challenging to achieve within this short reaction time at rt.¹³ Thus, these reactions offer a time-saving path to obtain a large number of unsymmetrical and electron-poorer triarylmethanes in a simple, economic and convenient manner.



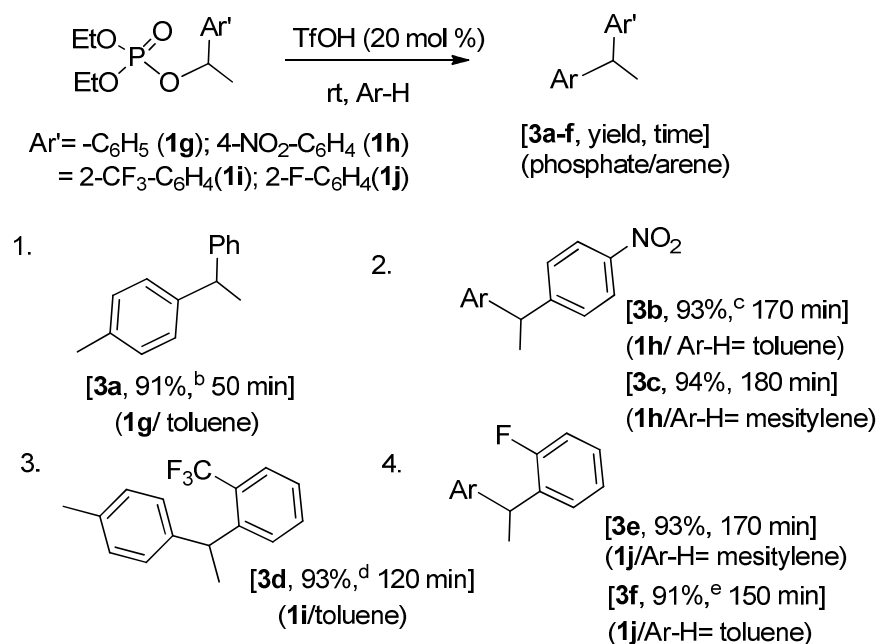
Scheme 1. Reactions of phosphate **1f** with arenes including chlorobenzene; regioisomeric ratio (determined by ¹H NMR) ^b*p/o* 74:26; ^c*p/o/m*: 82:14:4; ^d*p/o/m* 83:12:5.

To establish the role of phosphate as an electrophile, few of the above mentioned reactions were repeated by using the corresponding diarylmethanols in place of phosphates as shown in Scheme 2. Although compound **2a** was obtained successfully within 25 min [longer reaction time in comparison to phosphate], the halogen substituted triarylmethanes such as **2k-l** or **2i** were not reachable by starting with these unfunctionalized diarylmethanols. Under similar conditions, compounds **2p-s** were also not formed even after 12 h when (2-chloro-5-nitrophenyl)(phenyl)methanol was treated with arenes. Thus, the necessity of phosphate as a leaving group is very important for this strategy.



Scheme 2. Reactions of diarylmethanols with arenes. ^athere was no reaction at rt but upon heating at 60 °C for 6 h, the respective ether formation was observed.

As synthesis of diarylethane from Pd-catalyzed cross coupling reaction of **1g** with PhB(OH)₂ was unfruitful,^{9a} we made an attempt for the synthesis of such alkanes by starting with conveniently synthesized electronically diverse secondary benzylic phosphates **1g-j**. To our delight, the expected diarylethanes **3a-f** (Table 2) were generated appreciably at rt although the reaction time was somewhat longer (50-180 min). It reflects that these phosphates are comparatively less reactive toward the arenes under similar reaction conditions [TfOH (20 mol %)/rt, 1.2 equiv arenes]. Although only toluene or mesitylene were chosen as arenes, the phosphates **1h-j** are significantly electron-poor systems due to the presence of strongly deactivating group such as -NO₂, -F and -CF₃. The required timings for the synthesis of **3b-f** indicate that the reactivities of the phosphates **1h-j** are very much comparable to each other. The electron-poor, structurally diverse diarylethanes **3c-f** are unknown in the literature and most likely difficult to access through the FC route by using other electrophilic species. Therefore, these phosphates have opened a new door as an electrophile to access such electron-poor diarylethanes successfully. Highly relevant compounds (diarylalkanes) are synthesized by Lei *et al.* by ZnCl₂ mediated benzylation of secondary benzyltrifluoroacetate with highly air sensitive arylzinc reagent using toluene as solvent at 50 °C for 24 h.^{4c}

Table 2: List of synthesized diarylethanes using phosphates^a

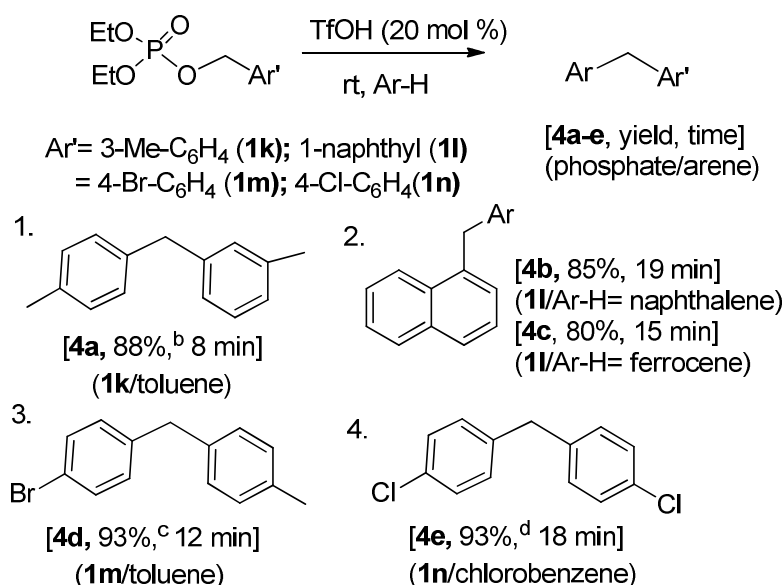
^a reaction conditions: **1** (1 equiv), ArH (1.2 equiv) [e. g. **1g** (1.94 mmol), toluene (2.32 mmol and TfOH (0.39 mmol)]; regioisomeric ratio (*p/o*) (determined by ¹H NMR) ^b83:17; ^c67:33; ^d82:18; ^e86:14.

Although the synthesis of diarylmethanes are very well established,^{1e,6} we planned to examine the approachability of diarylmethanes using a few limited primary benzylic phosphates **1k-n** under these reaction conditions. The diarylmethanes bearing weakly activated (**4a-c**) and deactivated (**4d-e**) benzene rings were conveniently synthesized at rt within 8-18 min (Table 3) and hence these phosphates are essentially efficient substrates for the synthesis of variety of diarylmethanes. The 1-naphthylphosphate **1l** was recently used for the Pd-catalyzed cross coupling reactions to produce the polycyclic diarylmethanes^{9e} and inspired by these outcomes, useful *polycyclic* di(1-naphthylmethane) **4b**¹⁴ was synthesized in pure isomeric form (entry 2,

Table 3). In addition, we could also conveniently synthesize diarylmethane **4c** where ferrocene was connected with 1-naphthalene (entry 2, Table 3).

We could not separate some of these polyarylated alkanes in pure isomeric form from the regioisomeric mixture due to the minute difference in polarity for these isomers that are highly nonpolar in nature.

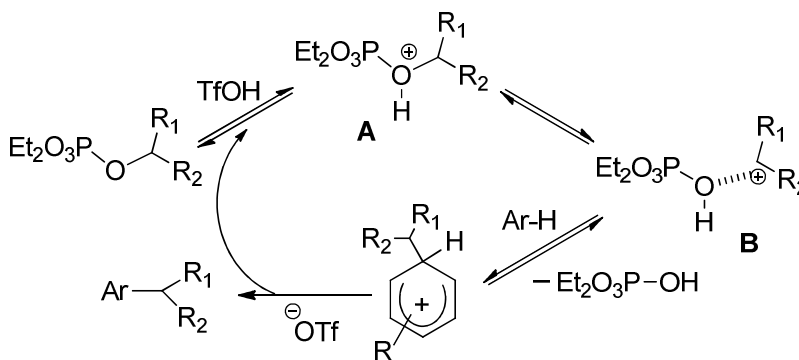
Table 3: List of synthesized diarylmethanes using phosphates^a



^a reaction conditions: **1** (1 equiv), Ar'H (1.2 equiv) [e. g. **1k** (1.94 mmol) , toluene (2.32 mmol) and TfOH (0.39 mmol)] only for **4b-c**, DCE (3 mL) was used; regioisomeric ratio (*p/o*) (determined by ¹H NMR): ^b62:38; ^c61:39; ^d64:36.

By the support of experimental results and related literature reports,¹⁰ these reactions presumably proceed *via* carbocationic intermediate as shown in Scheme 3. The formation of products with strongly deactivating substituents can apparently be justified by the formation of relatively stable species of type **B** through **A**. There is no considerable solvent effect to stabilize

intermediate **B**. However, a strong ion-dipole interaction between the cation and phosphate (leaving group) may lead to an improvement in the optimum stability of **B** to facilitate the FC type benzylation reactions of such electrophiles with deactivating group (s) as well as unactivated arenes within a short time.



Scheme 3. Plausible reaction mechanism for the FC reactions of benzylic phosphates.

In conclusion, an easy access of electron-poor/rich primary and secondary benzylic phosphates *via* favorable phospho-Brook rearrangement has opened a new entry to access structurally and electronically diverse polyarylated alkanes at room temperature in excellent yields and selectivities *via* the Friedel-Crafts benzylation reactions. This reaction was operated in the presence of triflic acid as catalyst using only 1.2 equiv activated or deactivated arenes (including haloarenes) at room temperature. No additional solvents were entertained. Moreover, the reaction was complete within 2-30 min to access di- and triarylmethanes and thus this method offers a time-saving approach toward these alkanes.

Experimental Section

General Comments: Organic extracts were dried over anhydrous sodium sulfate. Solvents were removed in a rotary evaporator under reduced pressure. Silica gel (100-200 mesh size) was used for the column chromatography. Reactions were monitored by TLC on silica gel 60 F254 (0.25 mm). ^1H , ^{13}C , and ^{31}P NMR spectra (^1H , 400 or 500 MHz; ^{13}C , 101 or 126 MHz; ^{31}P , 162 or 201 MHz) were recorded using a 400 or 500 MHz spectrometer in CDCl_3 with shifts referenced to SiMe_4 ($\delta = 0$) or 85% H_3PO_4 ($\delta = 0$). IR spectra were recorded on FT-IR spectrophotometer. Melting points were determined by using a local hot-stage melting point apparatus and are uncorrected. Phosphates are prepared using our developed procedures.^{8d} Phosphates **1b-c** and **1f** were freshly prepared and used without further purification and isolation.

General procedure for synthesis of polyarylated methanes from phosphates:

Trifluoromethanesulfonic acid (0.027 mL, 0.31 mmol) was added dropwise to a solution of phosphate **1a** (0.500 g, 1.56 mmol) and toluene (0.198 mL, 1.87 mmol) at room temperature and the mixture was stirred until the phosphate disappeared (by tlc). The reaction was quenched with water and the required compounds were extracted with EtOAc (3x25 mL). The combined organic layer was washed with brine, was dried with Na_2SO_4 , and then was evaporated under reduced pressure. The residue was purified with a flash column chromatography (EtOAc/hexane ~1:99) to give triarylmethane **2a**. Unless otherwise stated, all other triaryl/diaryl methanes and diarylethanes are synthesized using similar molar quantities (quantities are mentioned with respect to 0.500 g phosphate) of the respective phosphates in a manner similar to the synthesis of **2a**. In case of solid arenes such as naphthalene and ferrocene, 1,2-dichloroethane (DCE, 3 mL) was used and dichloromethane was used for the extraction followed by the purification through

column chromatography. [Warning note: DCE is currently considered as a potential cancer inducing agent]

Spectroscopic data for triarylmethanes

(*p*-Tolylmethylene)dibenzene (2a)^{6h} The reaction mixture was stirred for 2 min. viscous liquid; yield 94% (0.38 g); The other regioisomer (*ortho*) was also present in 15% along with this sample. ¹H NMR (400 MHz, CDCl₃) δ 2.50 (s, 3H), 5.71 (s, 1H), 7.26-7.30 (m, 2H), 7.32- 7.35 (m, 6H), 7.39-7.43 (m, 2H), 7.44-7.46 (m, 4H); ¹³C NMR (101 MHz, CDCl₃) δ 21.2, 56.5, 126.3, 128.4, 129.1, 129.4, 129.5, 135.9, 141.0, 144.2.

((4-Methoxyphenyl)methylene)dibenzene (2b)^{6h} The reaction mixture was stirred for 2 min using anisole (0.203 mL, 1.87 mmol). viscous liquid; yield 93% (0.39 g); The other regioisomer (*ortho*) was also present in 13% along with this sample. ¹H NMR (400 MHz, CDCl₃) δ 3.83 (s, 3H), 5.56 (s, 1H), 6.87-6.89 (m, 2H), 7.07-7.09 (m, 2H), 7.16- 7.18 (m, 4H), 7.26-7.28 (m, 2H), 7.32-7.35 (m, 4H); ¹³C NMR (101 MHz, CDCl₃) δ 55.2, 56.1, 113.7, 126.3, 128.3, 129.4, 130.4, 136.2, 144.3, 158.1.

((4-Chloro-2-methoxyphenyl)methylene)dibenzene (2c)¹⁵ The reaction mixture was stirred for 10 min using 4-chloroanisole (0.229 mL, 1.87 mmol). white solid; mp 118-120 °C; (lit 120 °C)³; yield 90% (0.43 g); ¹H NMR (400 MHz, CDCl₃) δ 3.73 (s, 3H), 5.94 (s, 1H), 6.84 (d, *J* = 8.7 Hz, 1H), 6.89 (d, *J* = 2.1 Hz, 1H), 7.13-7.15 (m, 4H), 7.21- 7.23 (m, 1H), 7.27-7.28 (m, 2H), 7.31-7.35 (m, 4H); ¹³C NMR (101 MHz, CDCl₃) δ 49.6, 55.9, 111.9, 125.4, 126.4, 127.4, 128.4, 129.4, 130.2, 134.7, 143.1, 155.8.

((4-Bromo-2-methoxyphenyl)methylene)dibenzene (2d)¹⁶ The reaction mixture was stirred for 10 min using 4-bromoanisole (0.234 mL, 1.87 mmol). white solid; mp 128-130 °C (lit 133 °C)^{4b};

yield 90% (0.49 g); ^1H NMR (400 MHz, CDCl_3) δ 3.73 (s, 3H), 5.94 (s, 1H), 6.79 (d, J = 8.8 Hz, 1H), 7.02-7.03 (m, 1H), 7.13-7.15 (m, 4H), 7.25-7.31 (m, 2H), 7.34-7.38 (m, 5H); ^{13}C NMR (101 MHz, CDCl_3) δ 49.6, 55.8, 112.5, 112.9, 126.4, 128.3, 129.4, 130.4, 133.0, 135.1, 143.1, 156.3.

4,4'-(Phenylmethylene)bis(methylbenzene) (2e)^{13a} Trifluoromethanesulfonic acid (0.026 mL, 0.29 mmol), phosphate **1b** (0.500 g, 1.49 mmol), and toluene (0.19 mL, 1.79 mmol) were used. The reaction mixture was stirred for 3 min. viscous liquid; yield 85% (0.34 g); The other regioisomer (*ortho*) was also present in 17% along with this sample. ^1H NMR (400 MHz, CDCl_3) δ 2.42 (s, 6H), 5.58 (s, 1H), 7.06-7.12 (m, 4H), 7.29-7.38 (m, 7H), 7.35-7.38 (m, 2H); ^{13}C NMR (101 MHz, CDCl_3) δ 21.1, 56.1, 126.2, 128.3, 129.1, 129.3, 129.4, 135.7, 141.1, 144.3.

1,3,5-Trimethyl-2-(phenyl(*p*-tolyl)methyl)benzene (2f) Trifluoromethanesulfonic acid (0.026 mL, 0.29 mmol), phosphate **1b** (0.500 g, 1.49 mmol) and mesitylene (0.25 mL, 1.79 mmol) were used. The reaction mixture was stirred for 4 min. viscous liquid; yield 87% (0.39g); ^1H NMR (400 MHz, CDCl_3) δ 2.20 (s, 6H), 2.47 (s, 3H), 2.51 (s, 3H), 6.16 (s, 1H), 7.04 (s, 2H), 7.19-7.20 (m, 2H), 7.26-7.36 (m, 4H), 7.37-7.41 (m, 1H), 7.43-7.44 (m, 2H); ^{13}C NMR (101 MHz, CDCl_3) δ 21.0, 21.2, 22.2, 50.8, 125.9, 128.3, 129.1, 129.4 (merged with other signal), 130.3, 135.5, 136.1, 137.4, 137.7, 139.4, 143.1; LC/MS m/z 300 $[\text{M}]^+$; Anal. Calcd. for $\text{C}_{23}\text{H}_{24}$: C, 91.95; H, 8.05, Found: C, 91.76; H, 8.15.

Tri-*p*-tolylmethane (2g)¹⁷ Trifluoromethanesulfonic acid (0.025 mL, 0.28 mmol), phosphate **1c** (0.500 g, 1.43 mmol), toluene (0.18 mL, 1.72 mmol) were used. The reaction mixture was stirred for 2 min. viscous liquid; yield 84% (0.34 g); The other regioisomer (*ortho*) was also present in 17% along with this sample. ^1H NMR (400 MHz, CDCl_3) δ 2.48 (s, 9H), 5.62 (s, 1H), 7.18 (d, J

= 8.0 Hz, 6H), 7.25 (d, J = 8.0 Hz, 6H); ^{13}C NMR (101 MHz, CDCl_3) δ 21.2, 55.9, 129.1, 129.4, 135.8, 141.5.

4,4'-(Mesitylmethylene)bis(methylbenzene) (2h) Trifluoromethanesulfonic acid (0.025 mL, 0.28 mmol), phosphate **1c** (0.500 g, 1.43 mmol) and mesitylene (0.24 mL, 1.72 mmol) were used. The reaction mixture was stirred for 4 min. white solid; mp 88-90 °C. yield 87% (0.39 g); ^1H NMR (400 MHz, CDCl_3) δ 2.16, (s, 6H), 2.43 (s, 3H), 2.47 (s, 6H), 6.09 (s, 1H), 6.99 (s, 2H), 7.13-7.15 (m, 4H), 7.20-7.22 (m, 4H); ^{13}C NMR (101 MHz, CDCl_3) δ 20.9, 21.1, 22.1, 50.4, 128.9, 129.3, 130.2, 135.4, 135.9, 137.5, 137.7, 139.8; Anal. Calcd. for $\text{C}_{24}\text{H}_{26}$: C, 91.67; H, 8.33, Found: C, 91.29; H, 8.58.

1-Bromo-4-(phenyl(*p*-tolyl)methyl)benzene (2i) Trifluoromethanesulfonic acid (0.022 mL, 0.25 mmol), phosphate **1d** (0.500 g, 1.25 mmol) and toluene (0.159 mL, 1.51 mmol) were used for this reaction. The reaction mixture was stirred for 7 min. viscous liquid; yield 90% (0.38 g); The other regioisomer (*ortho*) was also present in 16% along with this sample; ^1H NMR (400 MHz, CDCl_3) δ 2.40 (s, 3H), 5.54 (s, 1H), 7.05-7.07 (m, 4H), 7.16-7.18 (m, 4H), 7.29-7.31 (m, 1H), 7.34-7.38 (m, 2H), 7.46 (d, J = 8.0 Hz, 2H); ^{13}C NMR (101 MHz, CDCl_3) δ 21.1, 55.9, 120.3, 126.5, 128.4, 129.2, 129.3, 129.4, 131.2, 131.4, 136.1, 140.4, 143.3, 143.6; LC/MS m/z 336 $[\text{M}]^+$, 338 $[\text{M}+2]^+$; Anal. Calcd. for $\text{C}_{20}\text{H}_{17}\text{Br}$: C, 71.23; H, 5.08, Found: C, 71.15; H, 5.14.

2-((4-Bromophenyl)(phenyl)methyl)thiophene (2j) Trifluoromethanesulfonic acid (0.022 mL, 0.25 mmol), phosphate **1d** (0.500 g, 1.25 mmol) and thiophene (0.12 mL, 1.51 mmol) were used. The reaction mixture was stirred for 6 min. viscous liquid; yield 78% (0.32 g); The other regioisomer was also present in 13% along with this sample; ^1H NMR (400 MHz, CDCl_3) δ 5.68 (s, 1H), 6.72-6.73 (m, 1H), 6.97-6.99 (m, 1H), 7.12-7.14 (m, 2H), 7.22-7.25 (m, 3H), 7.29-7.31

(m, 1H), 7.33-7.37 (m, 2H), 7.45-7.48 (m, 2H); ^{13}C NMR (101 MHz, CDCl_3) δ 51.6, 120.7, 124.8, 126.5, 126.7, 126.9, 128.6, 128.8, 130.6, 131.5, 142.9, 143.2, 147.2. LC/MS m/z 328 $[\text{M}]^+$; Anal. Calcd. for $\text{C}_{17}\text{H}_{13}\text{BrS}$: C, 62.01; H, 3.98; Found: C, 62.15; H, 3.92.

4,4'-(*p*-Tolylmethylene)bis(chlorobenzene) (2k) Trifluoromethanesulfonic acid (0.022 mL, 0.25 mmol), phosphate **1e** (0.500 g, 1.28 mmol) and toluene (0.163 mL, 1.54 mmol) were used. The reaction mixture was stirred for 10 min. viscous liquid; yield 88% (0.37 g); The other regioisomer (*ortho*) was also present in 15% along with this sample; ^1H NMR (400 MHz, CDCl_3) δ 2.38 (s, 3H), 5.49 (s, 1H), 6.99-7.02 (m, 2H), 7.06-7.08 (m, 4H), 7.15-7.17 (m, 2H), 7.29-7.32 (m, 4H); ^{13}C NMR (101 MHz, CDCl_3) δ 21.1, 55.1, 128.6, 129.2, 129.3, 130.7, 132.4, 136.4, 139.9, 142.2; LC/MS: m/z 325 $[\text{M}^+-1]$; Anal. Calcd. for $\text{C}_{20}\text{H}_{16}\text{Cl}_2$: C, 73.40; H, 4.93; Found: C, 73.31; H, 4.87.

4,4'-(Mesitylmethylene)bis(chlorobenzene) (2l)¹⁸ Trifluoromethanesulfonic acid (0.022 mL, 0.25 mmol), phosphate **1e** (0.500 g, 1.28 mmol) and mesitylene (0.216 mL, 1.54 mmol) were used. The reaction mixture was stirred for 4 min. Gummy solid; yield 87% (0.39g); ^1H NMR (400 MHz, CDCl_3) δ 2.03 (s, 6H), 2.33 (s, 3H), 5.94 (s, 1H), 6.91 (s, 2H), 7.05 (d, J = 8.4 Hz, 4H), 7.28-7.29 (d, J = 8.4 Hz, 4H); ^{13}C NMR (101 MHz, CDCl_3) δ 20.8, 21.9, 49.9, 128.4, 130.4, 130.6, 131.9, 136.1, 136.6, 137.4, 140.6.

Tris(4-chlorophenyl)methane (2m)¹⁹ Trifluoromethanesulfonic acid (0.022 mL, 0.25 mmol), phosphate **1e** (0.500 g, 1.28 mmol) and chlorobenzene (0.156 mL, 1.54 mmol) were used. Gummy liquid; The reaction mixture was stirred for 18 min. yield 82% (0.36 g); The other isomer (*ortho*) was also present (26%) with this sample; ^1H NMR (400 MHz, CDCl_3) δ 5.50 (s, 1H), 7.04-7.06 (m, 6H), 7.30-7.33 (m, 6H); Other peaks appeared at δ 5.95 (s), 6.90-6.95 (m),

7.12-7.14 (m), 7.23-7.25 (m), 7.38-7.45 (m) for the minor isomer; ^{13}C NMR (101 MHz, CDCl_3) δ 54.9, 128.7, 130.6, 132.7, 141.5. Other peaks appeared at δ 52.2, 126.9, 128.3, 128.4, 128.8, 129.9, 130.1, 130.2, 130.8, 132.6, 140.6 for the minor isomer.

4,4'-((4-bromophenyl)methylene)bis(chlorobenzene) (2n) Trifluoromethanesulfonic acid (0.023 mL, 0.26 mmol), phosphate **1e** (0.500 g, 1.28 mmol) and bromobenzene (0.162 mL, 1.54 mmol) were used. The reaction mixture was stirred for 22 min. Gummy liquid; yield 73% (0.36 g); ^1H NMR (400 MHz, CDCl_3) δ 5.54 (s, 1H), 7.05 (d, J = 8.4 Hz, 2H), 7.10 (d, J = 8.5 Hz, 4H), 7.34-7.37 (m, 4H), 7.49-7.52 (m, 2H); ^{13}C NMR (101 MHz, CDCl_3) δ 55.1, 120.9, 128.8, 130.7, 131.1, 131.8, 132.8, 141.4, 142.0; Anal. Calcd. for $\text{C}_{19}\text{H}_{13}\text{BrCl}_2$: C, 58.20; H, 3.34. Found: C, 58.36; H, 3.41.

2-(Bis(4-chlorophenyl)methyl)thiophene (2o) Trifluoromethanesulfonic acid (0.028 mL, 0.25 mmol), phosphate **1e** (0.500 g, 1.28 mmol) and thiophene (0.123 mL, 1.55 mmol) were used. The reaction mixture was stirred for 12 min. viscous liquid; yield 80% (0.32 g); The other regioisomer was also present in 8% along with this sample. ^1H NMR (400 MHz, CDCl_3) δ 5.7 (s, 1H), 6.74-6.75 (m, 1H), 7.00 (m, 1H), 7.01-7.02 (m, 4H), 7.18-7.19 (m, 1H), 7.33-7.36 (m, 4H), ^{13}C NMR (101 MHz, CDCl_3) δ 50.9, 125.1, 126.7, 126.8, 128.7, 130.2, 132.9, 141.9, 146.7; LC/MS m/z 318 $[\text{M}]^+$, 320 $[\text{M}+2]^+$, 322 $[\text{M}+4]^+$; Anal. Calcd. for $\text{C}_{17}\text{H}_{12}\text{Cl}_2\text{S}$: C, 63.96; H, 3.79; S, 10.04. Found: C, 64.36; H, 4.10; S, 10.03.

1-Chloro-2-((4-chlorophenyl)(phenyl)methyl)-4-nitrobenzene (2p) Trifluoromethanesulfonic acid (0.022 mL, 0.25 mmol), phosphate **1f** (0.500 g, 1.25 mmol), and chlorobenzene (0.152 mL, 1.50 mmol) were used. The reaction mixture was stirred for 30 min. light yellow solid, mp 108-110 $^\circ\text{C}$, yield 86% (0.38g); The other regioisomer was also present in 26% along with this

sample; IR (KBr, cm^{-1}) 1519, 1342; ^1H -NMR (400 MHz, CDCl_3) δ 5.98 (s, 1H), 7.03-7.10 (m, 4H), 7.33-7.39 (m, 5H), 7.61 (d, J = 8.8 Hz, 1H), 7.85 (d, J = 2.8 Hz, 1H), 8.10 (dd, J = 8.0 Hz, 2.8 Hz, 1H); Peaks appeared at δ 6.31 (s), 6.87-6.89 (m), 7.23-7.28 (m), 7.44-7.47 (m), 7.62 (d, J = 8.7 Hz), 7.76 (d, J = 2.8 Hz), 8.09-8.13 (m) for other isomers. ^{13}C -NMR (101 MHz, CDCl_3) δ 52.9, 123.0, 125.7, 127.5, 128.9, 129.6, 130.1, 130.6, 130.7, 134.6, 140.5, 141.4, 141.8, 146.6, 146.7; peaks at δ 50.9, 125.3, 127.1, 128.8, 128.9, 129.3, 129.5, 130.7, 130.8, 133.1, 139.1, 139.2, 139.5, 142.7, 143.3 were observed for other isomers; Anal. Calcd. for $\text{C}_{19}\text{H}_{13}\text{Cl}_2\text{NO}_2$: C, 63.71; H, 3.66; N, 3.91. Found: C, 63.85; H, 3.61; N, 3.86.

1-Chloro-4-nitro-2-(phenyl(*p*-tolyl)methyl)benzene (2q) Trifluoromethanesulfonic acid (0.022 mL, 0.25 mmol), phosphate **1f** (0.500 g, 1.25 mmol), toluene (0.159 mL, 1.50 mmol) were used. The reaction mixture was stirred for 14 min. white solid, mp 90-92 $^\circ\text{C}$, yield 91% (0.38g); Other regioisomers were observed with the ratio (*p/o/m* 82:14:4) in this sample; IR (KBr, cm^{-1}) 1516, 1343, 1046; ^1H -NMR (400 MHz, CDCl_3) δ 2.25 (s, 3H), 5.85 (s, 1H), 6.87 (d, J = 8.1Hz, 2H), 6.97 (d, J = 12Hz, 2H), 7.04 (d, J = 8.1 Hz, 2H), 7.19-7.25 (m, 3H), 7.45 (d, J = 5.0Hz, 1H), 7.76 (d, J = 2.8 Hz, 1H), 7.94-7.96 (m, 1H); ^{13}C -NMR (101 MHz, CDCl_3) δ 21.1, 53.5, 122.7, 125.7, 126.2, 129.3, 129.5, 129.6, 130.6, 130.9, 137.9, 139.5, 141.4, 141.5, 144.1, 146.6; the other peaks appeared at δ 19.7, 50.6, 122.8, 125.8, 127.1, 127.3, 127.5, 128.7, 128.8, 128.9, 129.2, 136.6, 136.9, 141.2, 143.7 due to other isomers; Anal. Calcd. for $\text{C}_{20}\text{H}_{16}\text{ClNO}_2$: C, 71.11; H, 4.77; N, 4.15. Found: C, 71.22; H, 4.71; N, 4.23.

2-((2-Chloro-5-nitrophenyl)(phenyl)methyl)-1,3,5-trimethylbenzene (2r)

Trifluoromethanesulfonic acid (0.022 mL, 0.25 mmol), phosphate **1f** (0.500 g, 1.25 mmol), and mesitylene (0.21 mL, 1.50 mmol) were used. The reaction mixture was stirred for 17 min. light yellow solid, mp 126-128 $^\circ\text{C}$, yield 93% (0.42g); IR (KBr, cm^{-1}) 1596, 1512, 1343; ^1H -NMR

(400 MHz, CDCl_3) δ 2.03 (s, 6H), 2.33 (s, 3H), 6.17 (s, 1H), 6.92 (s, 2H), 7.02 (d, $J = 8.8$ Hz, 2H), 7.28-7.36 (m, 3H), 7.61 (d, $J = 8.8$ Hz, 1H), 7.91 (d, $J = 2.4$ Hz, 1H), 8.12 (dd, $J = 8.0$ Hz, 2.8 Hz, 1H); ^{13}C -NMR (101MHz, CDCl_3) δ 20.9, 22.0, 49.8, 122.7, 126.5, 126.8, 128.7 (merged with other carbon), 130.4, 130.6, 134.4, 136.9, 137.3, 140.2, 142.1, 142.9, 146.7; Anal. Calcd. for $\text{C}_{22}\text{H}_{20}\text{ClNO}_2$: C, 72.22; H, 5.51; N, 3.83. Found: C, 72.15; H, 5.58; N, 3.79.

2-((4-Bromophenyl)(phenyl)methyl)-1-chloro-4-nitrobenzene (2s) The reaction mixture was stirred for 26 min. light yellow gummy solid, yield 84% (0.42g); Other regioisomers with the ratio (*p/o/m* 83:12:5) were observed in this sample; IR (KBr, cm^{-1}) 1523, 1345, 1046; ^1H -NMR (400MHz, CDCl_3) δ 5.94 (s, 1H), 6.96 (d, $J = 8.4$ Hz, 2H), 7.06 (d, $J = 8.0$ Hz, 2H), 7.32-7.39 (m, 3H), 7.47 (d, $J = 8.0$ Hz, 2H), 7.60 (d, $J = 8.8$ Hz, 1H), 7.82 (d, $J = 2.8$ Hz, 1H), 8.11 (dd, $J = 8.0, 2.8$ Hz, 1H); other isomers appeared at δ 5.78 (s, 0.06H), 6.25 (s, 0.15H), 6.85-6.87 (m, 0.16H), 7.17-7.21 (m, 0.16H), 7.30-7.432 (m), 7.60 (d, $J = 8.8$ Hz), 7.63-7.65 (m, 0.16H), 7.72 (d, $J = 2.8$ Hz, 0.16H), 8.07-8.12 (m, 0.16H); ^{13}C -NMR (101MHz, CDCl_3) δ 52.9, 121.2, 122.9, 125.6, 127.4, 128.9, 129.2, 130.8, 131.0, 131.9, 140.0, 140.3, 141.4, 143.2, 146.6; the other minor peaks at δ 123.3, 125.3, 127.6, 128.6, 128.9, 129.6, 133.6, 139.3, 140.7 were appeared due to other isomers; Anal. Calcd. for $\text{C}_{19}\text{H}_{13}\text{BrClNO}_2$: C, 56.67; H, 3.25; N, 3.48, Found: C, 56.73; H, 3.21; N, 3.52.

Spectroscopic data for diarylethanes

1-Methyl-4-(1-phenylethyl)benzene (3a)^{6k} Trifluoromethanesulfonic acid (0.034 mL, 0.39 mmol), phosphate **1g** (0.500 g, 1.94 mmol) and toluene (0.246 mL, 2.32 mmol) were used. The reaction mixture was stirred for 50 min. viscous liquid; yield 91% (0.34 g); The other regioisomer (*ortho*) was also present in 17% along with this sample; ^1H NMR (400 MHz,

CDCl₃) δ 1.69 (d, J = 7.2 Hz, 3H), 2.38 (s, 3H), 4.20 (q, J ~ 7.0 Hz, 1H), 7.17-7.18 (m, 3H), 7.19-7.20 (m, 1H), 7.23-7.24 (m, 1H), 7.29-7.30 (m, 2H), 7.33-7.37 (m, 2H); other peaks at δ 1.67-1.69 (m), 2.31 (s), 4.40 (q, J = 7.0 Hz), 7.16 (br), 7.24 (br), 7.37 (br) were due to minor isomer. ¹³C NMR (101 MHz, CDCl₃) δ 21.0, 21.9, 44.4, 125.9, 127.5, 127.6, 128.4, 129.1, 135.5, 143.5, 146.7; other isomer peaks appeared at δ 19.8, 22.2, 41.0, 125.8, 126.1, 126.14, 126.7, 127.7, 128.3, 130.4, 136.1, 143.9, 146.3.

1-Methyl-4-(1-(4-nitrophenyl)ethyl)benzene (3b)²⁰ Trifluoromethanesulfonic acid (0.029 mL, 0.33 mmol), phosphate **1h** (0.500 g, 1.65 mmol) and toluene (0.209 mL, 1.98 mmol) were used. The reaction mixture was stirred for 170 min. viscous liquid; yield 93% (0.37 g); Isolated as a mixture of regioisomer 67:33 (*p/o*); The peaks due to other isomer were not separable in ¹H NMR. ¹H NMR (400 MHz, CDCl₃) δ 1.69 (d, J = 7.2 Hz, 3H), 1.66 (d, J = 7.2 Hz, 1.5H), 2.23 (s, 1.5 H), 2.35 (s, 3H), and 4.24 (q, J = 7.2 Hz, 1H), 4.44 (q, J = 7.2 Hz, 0.5H), 7.10-7.27 (m, 5H), 7.27-7.28 (m, 1H), 7.32 -7.34 (m, 1H), 7.38-7.40 (m, 2H), 8.14-8.17 (m, 3H); ¹³C NMR (101 MHz, CDCl₃) δ 21.0, 21.6, 44.4, 123.7, 127.4, 128.4, 129.4, 130.7, 136.3, 141.6, 154.4. The other regioisomer peaks are observed at δ 19.8, 21.8, 41.1, 124.6, 126.4, 126.6, 126.8, 127.5, 128.4, 128.8, 136.0, 142.2, 154.1.

1,3,5-Trimethyl-2-(1-(4-nitrophenyl)ethyl)benzene (3c) Trifluoromethanesulfonic acid (0.029 mL, 0.33 mmol), phosphate **1h** (0.500 g, 1.65 mmol) and mesitylene (0.276 mL, 1.98 mmol) were used. The reaction mixture was stirred for 180 min. yellow solid; mp 172-174 °C; yield 94% (0.41 g); IR (KBr, cm⁻¹) 1523, 1448, 1344; ¹H NMR (400 MHz, CDCl₃) δ 1.75 (d, J = 7.2 Hz, 3H), 2.15 (s, br, 6H), 2.32 (s, 3H), 4.72 (q, J ~ 7.2 Hz, 1H), 6.9 (s, 2H), 7.38 (d, J = 9.0 Hz, 2H), 8.16 (d, J = 8.8 Hz, 2H); ¹³C NMR (101 MHz, CDCl₃) δ 16.9, 20.8, 21.1, 38.3, 123.4,

127.7, 130.3, 136.2, 136.3, 138.7, 145.9, 153.8; Anal. Calcd. for $C_{17}H_{19}NO_2$: C, 75.81; H, 7.11; N, 5.20. Found: C, 75.86; H, 7.06; N, 5.28.

1-(1-(*p*-Tolyl)ethyl)-2-(trifluoromethyl)benzene (3d) Trifluoromethanesulfonic acid (0.027 mL, 0.31 mmol), phosphate **1i** (0.500 g, 1.53 mmol) and toluene (0.19 mL, 1.84 mmol) were used. The reaction mixture was stirred for 120 min. viscous liquid; yield 93% (0.37 g); The other regioisomer (*ortho*) was also present in 18% along with this sample. Other isomer signals were not separable. 1H NMR (400 MHz, $CDCl_3$) δ 1.71 (d, $J \sim 7.1$ Hz, 3H), 2.40 (s, 3H), 4.80 (q, $J \sim 7.0$ Hz, 1H), 7.18-7.21 (m, 2H), 7.25-7.27 (m, 2H), 7.32-7.35 (m, 2H), 7.47-7.50 (m, 1H), 7.72 (d, $J = 8.5$ Hz, 1H); ^{13}C NMR (101 MHz, $CDCl_3$) δ 21.0, 22.2, 39.1 (q, $J = 1.8$ Hz), 125.6 (q, $J = 5.9$ Hz), 125.9, 126.5 (q, $J = 35.0$ Hz), 127.6, 127.1 (q, $J = 259.1$ Hz), 129.1, 129.8, 132.1, 135.8, 142.1, 146.5 (d, $J = 1.3$ Hz). Anal. Calcd. for $C_{16}H_{15}F_3$: C, 72.71; H, 5.72. Found: C, 72.81; H, 5.65.

2-(1-(2-Fluorophenyl)ethyl)-1,3,5-trimethylbenzene (3e) Trifluoromethanesulfonic acid (0.032 mL, 0.36 mmol), phosphate **1j** (0.500 g, 1.81 mmol) and mesitylene (0.303 mL, 2.17 mmol) were used. The reaction mixture was stirred for 170 min. white solid; yield 93% (0.40 g); mp 98-100 °C; 1H NMR (400 MHz, $CDCl_3$) δ 1.98 (d, $J = 7.4$ Hz, 3H), 2.53 (s, 6H), 2.58 (s, 3H), 5.08 (q, $J = 7.3$ Hz, 1H), 7.14 (s, 2H), 7.21-7.26 (m, 1H), 7.39-7.49 (m, 2H), 7.72-7.74 (m, 1H); ^{13}C NMR (101 MHz, $CDCl_3$) δ 17.3, 21.0, 21.3, 34.3 (d, $J = 1.5$ Hz), 115.5 (d, $J = 1.5$ Hz), 123.7 (d, $J = 3.5$ Hz), 127.7 (d, $J = 8.2$ Hz), 129.2 (d, $J = 4.8$ Hz), 130.5, 132.4 (d, $J = 13.7$ Hz), 135.6, 136.3 138.9, 161.8 (d, $J = 245.2$ Hz). Anal. Calcd. for $C_{17}H_{19}F$: C, 84.26; H, 7.90, Found: C, 84.38; H, 8.04.

1-Fluoro-2-(1-(*p*-tolyl)ethyl)benzene (3f) Trifluoromethanesulfonic acid (0.032 mL, 0.36 mmol), phosphate **1j** (0.500 g, 1.81 mmol) and toluene (0.23 mL, 2.17 mmol) were used. The reaction mixture was stirred for 150 min. viscous liquid; yield 91% (0.35 g); The other regioisomer (*ortho*) was also present in 14% along with this sample. The signals in ^1H NMR for minor isomer were merged with the major isomer. ^1H NMR (400 MHz, CDCl_3) δ 1.98 (d, $J = 7.0$ Hz, 0.48 H minor isomer), 2.00 (d, $J = 7.2$ Hz, 3H), 2.62 (s, 0.48H minor isomer), 2.68 (s, 3H), 4.87 (q, $J \sim 7.2$ Hz, 1H), 5.06 (q, $J = 7.2$ Hz, 0.16H), 7.32-7.42 (m, 2.5H), 7.46-7.50 (m, 3H), 7.54-7.59 (m, 3.6H), 7.69-7.70 (m, 0.2H); ^{13}C NMR (101 MHz, CDCl_3) δ 21.1, 21.3, 37.6 (d, $J = 2.6$ Hz), 115.7 (d, $J = 22.5$ Hz), 124.4 (d, $J = 3.6$ Hz), 127.8, 127.9 (d, $J = 8.2$ Hz), 128.8 (d, $J = 4.5$ Hz), 129.5, 133.9 (d, $J = 14.4$ Hz), 135.9, 142.4, 160.9 (d, $J = 245.4$ Hz). Peaks at δ 19.7, 21.0, 34.1 (d, $J = 2.6$ Hz), 115.4 (d, $J = 22.3$ Hz), 124.4 (d, $J = 3.6$ Hz), 126.5 (d, $J = 28.8$ Hz), 126.8, 127.8 (d, $J = 3.8$ Hz), 128.8 (d, $J = 245.4$ Hz), 129.4, 130.83, 130.84, 133.9 (d, $J = 14.4$ Hz), 136.4, 143.1 were appeared for other isomer: Anal. Calcd. for $\text{C}_{15}\text{H}_{15}\text{F}$: C, 84.08; H, 7.06, Found: C, 84.23; H, 7.12.

Spectroscopic data for diarylmethanes

1-Methyl-3-(4-methylbenzyl)benzene (4a)^{9e}. Trifluoromethanesulfonic acid (0.034 mL, 0.39 mmol), phosphate **1k** (0.500 g, 1.94 mmol) and toluene (0.246 mL, 2.32 mmol) were used. The reaction mixture was stirred for 8 min. viscous liquid; yield 88% (0.33 g); The other regioisomer (*ortho*) was also present in 38% along with this sample. Some signals for both the isomers were not clearly distinguished; ^1H NMR (400 MHz, CDCl_3) δ 2.53, 2.58, 2.586, 2.59 (4s, 9.6H), 4.18 (s, 2H), 4.22 (s, 1.2H minor), 7.20-7.29 (m, 4.8H), 7.34-7.39 (m, 4H), 7.395-7.47 (m, 4H); ^{13}C NMR (101 MHz, CDCl_3) δ 19.9 (minor), 21.3, 21.69, 21.7 (minor), 41.8, 126.1, 126.2, 126.3,

126.7, 126.9, 127.0, 128.5, 128.6, 129.0, 129.4, 129.8, 129.9, 130.2, 130.5, 135.7, 136.8, 138.1, 138.2, 138.5, 139.3, 140.6, 141.6.

Di(naphthalen-1-yl)methane (4b)²¹ Trifluoromethanesulfonic acid (0.03 mL, 0.34 mmol), phosphate **11** (0.500 g, 1.70 mmol) and naphthalene (0.26 g, 2.04 mmol) were used. The reaction mixture was stirred for 19 min. yield 85% (0.38 g); ¹H NMR (400 MHz, CDCl₃) δ 4.9 (s, 2H), 7.13 (d, *J* = 7.1 Hz, 2H), 7.37-7.40 (m, 2H), 7.51-7.54 (m, 4H), 7.81 (d, *J* = 8.2 Hz, 2H), 7.94-7.96 (m, 2H), 8.07- 8.09 (m, 2H); ¹³C NMR (101 MHz, CDCl₃) δ 35.7, 123.9, 125.6, 125.7, 126.1, 127.1, 127.14, 128.8, 132.2, 133.8, 136.2.

(Naphthalen-1-ylmethyl)ferrocene (4c)²². Trifluoromethanesulfonic acid (0.03 mL, 0.34 mmol), phosphate **11** (0.500 g, 1.70 mmol) and ferrocene (0.379 g, 2.04 mmol) were used. The reaction mixture was stirred for 15 min. orange solid; mp: 98-100 °C; yield 80% (0.44 g); ¹H NMR (400 MHz, CDCl₃) δ 4.12 (m, 2H), 4.17 (m, 2H), 4.19 (s, 5H), 4.21 (s, 2H), 7.29-7.3 (m, 1H), 7.4-7.43 (m, 1H), 7.51-7.55 (m, 2H), 7.74-7.76 (m, 1H), 7.87-7.89 (m, 1H), 8.12-8.14 (m, 1H). ¹³C NMR (101 MHz, CDCl₃) δ 33.2, 67.1, 67.4, 68.8, 69.1, 123.9, 125.5, 125.54, 125.8, 126.1, 126.8, 128.7, 131.9, 133.7, 137.8. This compound was isolated with 90% purity.

1-Bromo-4-(4-methylbenzyl)benzene (4d)^{9c} Trifluoromethanesulfonic acid (0.027 mL, 0.31 mmol), phosphate **1m** (0.500 g, 1.55 mmol) and toluene (0.197 mL, 1.86 mmol) were used. The reaction mixture was stirred for 12 min. viscous liquid; yield 93% (0.37 g); The other regioisomer (*ortho*) was also present in 39% along with this sample. Some signals for both the isomers were not separable. ¹H NMR (400 MHz, CDCl₃) δ 2.36 (s, 2.1H minor), 2.46 (s, 3H), 4.01 (s, 2H), 4.05 (s, 1.4H minor), 7.10-7.13 (m, 1.6H), 7.16-7.19 (m, 4H), 7.23-7.25 (m, 2H), 7.29-7.31 (m, 2H), 7.50-7.53 (m, 4H); ¹³C NMR (101 MHz, CDCl₃) δ 19.8 (minor), 21.2, 39.0

(minor), 41.0, 119.9, 120.0, 126.3, 126.8, 128.9, 129.4, 130.0, 130.58, 130.6, 130.8, 131.59, 131.6, 135.9, 136.7, 137.5, 138.4, 139.5, 140.6.

Bis(4-chlorophenyl)methane (4e)⁷ Trifluoromethanesulfonic acid (0.027 mL, 0.31 mmol), phosphate **1n** (0.500 g, 1.79 mmol) and chlorobenzene (0.217 mL, 2.16 mmol) were used. The reaction mixture was stirred for 18 min. viscous liquid; yield 93% (0.39 g); The other regioisomer (*ortho*) was also present in 36% along with this sample. Some signals for both the isomers were not separable; ¹H NMR (400 MHz, CDCl₃) δ 3.94 (s, 2H), 4.11 (s, 1.12 H minor), 7.12 (d, *J* = 8.4 Hz, 4H), 7.29 (d, *J* = 8.4H, 4H), 7.14-7.24 (m, 2.8H), 7.28-7.31 (m, 0.9H), 7.33-7.43 (m, 1.36H); ¹³C NMR (101 MHz, CDCl₃) δ 40.6, 128.7, 130.2, 132.2, 139.0; peaks at δ 38.6, 126.5, 126.9, 127.9, 128.6, 129.7, 130.3, 130.9, 132.18, 138.0, 138.2 were observed for other isomer.

ASSOCIATED CONTENT

Supporting Information Spectral data for all compounds. This material is available free of charge via the Internet at <http://pubs.acs.org/>.

AUTHOR INFORMATION

Corresponding Author * E-mail: manabchakravarty@gmail.com

Notes The authors declare no competing financial interest.

ACKNOWLEDGEMENTS

We thank DST-SERB (SB/S1/IC-07A/2013) for financial support. DST-FIST grant partly supported this work. GP thanks BITS Pilani Hyderabad campus for his fellowship. Special thanks to Mr. Prasad, Dr. Swamy and Dr. Sathish for their help. The NMR facility of BITS-Pilani is greatly acknowledged.

REFERENCES

(1) (a) Rueping, M.; Nachtsheim, B. J. *Beilstein J. Org. Chem.* **2010**, 6, 6. (b) Kumar, R.; Van der Eycken, E. V. *Chem Soc. Rev.* **2013**, 42, 1121. (c) Tsuchimoto, T.; Tobita, K.; Hiyama, T.; Fukuzawa, S. *J. Org. Chem.* **1997**, 62, 6997. (d) Sanz, R.; Martínez, A.; Miguel, D.; Álvarez-Gutiérrez, J. M.; Rodríguez, F. *Adv. Synth. Catal.* **2006**, 348, 1841. (e) Mo, X.; Yakiwchuk, J.; Dansereau, J.; McCubbin, J. A.; Hall, D. G. *J. Am. Chem. Soc.* **2015**, 137, 9694. (f) Wilsdrof, M.; Leichnetz, D.; Reissig, H.-U. *Org. Lett.* **2013**, 15, 2494.

(2) (a) Nambo, M.; Crudden, C. M. *ACS Catal.* **2015**, 5, 4734. (b) Mondal, S.; Panda, G. *RSC Adv.* **2014**, 4, 28317. (c) Kleemann, A. *Pharmaceutical substances: Syntheses, Patents, Applications; 4th ed.*, Thieme; Stuttgart, 2001. (d) Pathak, T. P.; Gligorich, K. M.; Welm, B. E.; Sigman, M. S. *J. Am. Chem. Soc.* **2010**, 132, 7870. (e) Nair, V.; Thomas, S.; Mathew, C.; Abhilash, K. G. *Tetrahedron* **2006**, 62, 6731. (f) Shchepinov, M. S.; Korshun, V. A. *Chem. Soc. Rev.* **2003**, 32, 170. (g) Ma, J. C.; Dougherty, D. A. *Chem. Rev.* **1997**, 97, 1303. (h) Duxbury, D. F. *Chem. Rev.* **1993**, 93, 381.

(3) (a) Wang, Z.; Ai, F.; Wang, Z.; Zhao, W.; Zhu, G.; Lin, Z.; Sun, J. *J. Am. Chem. Soc.* **2015**, 137, 383. (b) Zhang, J.; Bellomo, A.; Creamer, A. D.; Dreher, S. D.; Walsh, P. J. *J. Am. Chem. Soc.* **2012**, 134, 13765. (c) Shindy, H. A. *Mini-Rev. Org. Chem.* **2012**, 9, 361. (d) Herron, N.; Johansson, G. A.; Radu, N. S. U.S. Patent Application 2005/0187364, Aug 25, **2005**. (e) Nokami, T.; Ohata, K.; Inoue, M.; Tsuyama, H.; Shibuya, A.; Soga, K.; Okajima, M.; Suga, S.; Yoshida, J.-I. *J. Am. Chem Soc.* **2008**, 130, 10864. (f) De Silva, A.; Lee, J. K. ; André, X.; Felix, N. M.; Cao, H. B.; Deng, H.; Ober, C. K. *Chem. Mater.* **2008**, 20, 1606.

(4) (a) McGrew, G. I.; Temaismithi, J.; Carroll, P. J.; Walsh, P. J. *Angew. Chem. Int. Ed.*, **2010**, 49, 5541. (b) Nambo, M.; Crudden, C. M. *Angew. Chem. Int. Ed.* **2014**, 53, 742. (c) Duan, H.; Meng, L.; Bao, D.; Zhang, H.; Li, Y.; Lei, A. *Angew. Chem. Int. Ed.* **2010**, 49, 6387. (d) Sun, Y.

Y.; Yi, J.; Lu, X.; Zhang, Z. Q.; Xiao, B.; Fu, Y. *Chem. Commun.* **2014**, 50, 11060. (e) Bellomo, A.; Zhang, J.; Trongsirawat, N.; Walsh, P. J. *Chem. Sci.* **2013**, 4, 849. (f) Nambo, M.; Yar, M.; Smith, J. D.; Crudden, C. M. *Org. Lett.* **2015**, 17, 50. (g) Rubenbauer, P.; Bach, T. *Adv. Synth. Catal.* **2008**, 350, 1125.

(5) Nordberg, G. F.; Fowler, B. A.; Nordberg, M. (Eds.) *Handbook on the Toxicology of Metals*; Academic Press, 2014.

(6) (a) Niggemann, M.; Meel, M. J.; *Angew. Chem. Int. Ed.* **2010**, 49, 3684. (b) Iovel, I.; Mertins, K.; Kischel, J.; Zapf, A.; Beller, M. *Angew. Chem. Int. Ed.* **2005**, 44, 3913. (c) Mertins, K.; Iovel, I.; Kischel, J.; Zapf, A.; Beller, M. *Adv. Synth. Catal.* **2006**, 348, 691. (d) Hofmann, M.; Hampel, N.; Kanzian, T.; Mayr, H. *Angew. Chem. Int. Ed.* **2004**, 43, 5402. (e) Podder, S.; Roy, S. *Tetrahedron* **2007**, 63, 9146. (f) Thirupathi, P.; Kim, S. S. *J. Org. Chem.* **2010**, 75, 5240. (g) Sawama, Y.; Shishido, Y.; Kawajiri, T.; Goto, R.; Monguchi, Y.; Sajiki, H. *Chem. Eur. J.* **2014**, 20, 510. (h) Desroches, J.; Champagne, P. A.; Benhassine, Y.; Paquin, J.-F. *Org. Biomol. Chem.* **2015**, 13, 2243.

(7) Schäfer, G.; Bode, J. W. *Angew. Chem. Int. Ed.* **2011**, 50, 10913.

(8) (a) Pallikonda, G.; Chakravarty, M. *Eur. J. Org. Chem.* **2013**, 944. (b) Pallikonda, G.; Chakravarty, M. *RSC Adv.* **2013**, 3, 20503. (c) Pallikonda, G.; Chakravarty, M.; Sahoo, M. K. *Org. Biomol. Chem.* **2014**, 7, 7140. (d) Pallikonda, G.; Santosh, R.; Ghosal, S.; Chakravarty, M. *Tetrahedron Lett.* **2015**, 56, 3796.

(9) (a) McLaughlin, M. *Org. Lett.* **2005**, 7, 4875. (b) Kofink, C. C.; Knochel, P. *Org. Lett.* **2006**, 8, 4121. (c) Bedford, R. B.; Huwe, M.; Wilkinson, M. C. *Chem. Commun.* **2009**, 600. (d) Kim, S. H.; Rieke, R. D. *J. Org. Chem.* **2000**, 65, 2322. (e) Zhang, D. P.; Xu, J.; Gao, Y.; Li, X.; Tang,

G.; Zhao, Y. *Synlett* **2014**, 25, 2928. (f) Ackerman, L. K. G.; Anka-Lufford, L. L.; Nadovic, M.; Weix, D. J. *Chem. Sci.* **2015**, 6, 1115.

(10) (a) Smith, A. G.; Johnson, J. S. *Org. Lett.* **2010**, 12, 1784. (b) Corbett, M. T.; Uraguchi, D.; Ooi, T.; Johnson, J. S. *Angew. Chem. Int. Ed.* **2012**, 51, 4685.

(11) (a) Loncke, P. G.; Berti, J. J. *Am. Chem. Soc.* **2006**, 128, 6132. (b) Protti, S.; Fagnoni, M. *Chem. Commun.* **2008**, 3611. (c) Givens, R. S.; Kueper, L. W. III *Chem Rev.* **1993**, 93, 55. (d) Terpolilli, M.; Merli, D.; Protti, S.; Dichiarante, V.; Fagnoni, M.; Albini, A. *Photochem. Photobiol. Sci.* **2011**, 10, 123.

(12) (a) Monnier, F.; Taillefer, M. *Angew. Chem. Int. Ed.* **2009**, 48, 6954. (b) De Meijere, A.; Diederich, F. *Metal Catalysed Cross-Coupling Reactions*; Wiley-VCH: Weinheim, Germany, 2004.

(13) The related compounds are reported being synthesized *via* BF₃·H₂O catalyzed hydroxyalkylation of arenes (large excess) with aromatic aldehydes at elevated temperature for 10-18 h: (a) Surya Prakash, G. K.; Panja, C.; Shakhmin, A.; Shah, E.; Mathew, T.; Olah, G. A. *J. Org. Chem.* **2009**, 74, 8659. (b) Surya Prakash, G. K.; Paknia, F.; Mathew, T.; Mlostoń, G.; Joschek, J. P.; Olah, G. A. *Org. Lett.* **2011**, 13, 4128.

(14) (a) Ni, Z. H.; Zong, Z. M.; Zhang, L. F.; Sun, L. B.; Liu, Y.; Yuan, X. H.; Wei, X. Y. *Energy Fuels* **2003**, 17, 60. (b) Sun, L. B.; Zong, Z. M.; Kou, J. H.; Zhang, L. F.; Ni, Z. H.; Yu, G. Y.; Chen, H.; Wei, X. Y. *Energy Fuels* **2004**, 18, 1500.

(15) Arventiev, B.; Offenbergh, H.; Nicolaescu, T. *Analele Stiint. Univ. "Al. I. Cuza" I. Cuza" Iasi, Sect. I* **1964**, 10c, 65.

- 1
2
3 (16) (a) Beynon, K. I.; Bowden, S. T. *J. Chem. Soc.* **1957**, 4257; (b) Wittig, G.; Pockels, U.;
4
5 Droge, H. *Ber. Dtsch. Chem. Ges. B* **1938**, 71B, 1903.
6
7
8 (17) Chen, X.; Tan, Y.; Berionni, G.; Ofial, A. R.; Mayr, H. *Chem. Eur. J.* **2014**, 20, 11069.
9
10 (18) Bethell, D.; Gold, V. *J. Chem. Soc.* **1958**, 1905.
11
12 (19) Sato, Y.; Aoyama, T.; Takido, T.; Kodomari, M. *Tetrahedron* **2012**, 68, 7077.
13
14 (20) Miyai, T.; Onishi, Y.; Baba, A. *Tetrahedron* **1999**, 55, 1017.
15
16 (21) Qian, X.; Kozak, C. M. *Synlett* **2011**, 24, 852.
17
18 (22) Boev, I. V. *Zh. Obshch. Khim.* **1992**, 62, 425.
19
20
21
22
23
24
25
26
27
28
29
30
31
32
33
34
35
36
37
38
39
40
41
42
43
44
45
46
47
48
49
50
51
52
53
54
55
56
57
58
59
60