

CrossMark
click for updatesCite this: *RSC Adv.*, 2017, 7, 3741Received 10th October 2016
Accepted 6th November 2016

DOI: 10.1039/c6ra24985j

www.rsc.org/advances

Zinc triflate-mediated cyclopropanation of oxindoles with vinyl diphenyl sulfonium triflate: a mild reaction with broad functional group compatibility†

Mingwei Zhou,^{ab} Ke En,^a Yimin Hu,^{*b} Yufang Xu,^a Hong C. Shen^b and Xuhong Qian^{*a}

The first use of zinc triflate for the cyclopropanation of unprotected oxindoles with vinyl diphenyl sulfonium triflate salt is reported. The reaction proceeded under ambient conditions and consistently provided high yields with broad functional group tolerability. The utility for the late-stage functionalization (LSF) of complex molecules is demonstrated.

Oxindole is a common motif in numerous molecules of great biological and medicinal interest (Fig. 1). Functionalization at the 3-position of oxindoles is a key lead derivatization strategy in medicinal chemistry. In particular, spirooxindoles have demonstrated many applications in drug discovery.¹ Specifically, spirocyclopropyl oxindoles (Fig. 1: compound 4, 5, and 6) are important because such designs in drug discovery could introduce potentially favorable conformational restraint with marginal addition of molecular weight and lipophilicity. In the

literature, different cyclopropanation strategies can provide access to spirocyclopropyl oxindoles.² However, the potential of applying such strategies in the context of the late-stage functionalization³ (LSF) remains to be fully explored. There are limited choices of mild and selective conditions to tolerate aqueous environment, to be compatible with unprotected and sensitive functional groups such as amines, hydroxyl and carboxyl groups, and to be suitable for functionalization of complex structures.⁴

One common cyclopropanation method involves the use of 1,2-dibromoethane. In general, a strong base, such as NaH or LiHMDS, is needed for this transformation.⁵ Application of such method often requires protection on oxindole nitrogen as well as other acidic functional groups. With unprotected oxindoles, over-alkylation on the nitrogen is a common side reaction. Over-alkylation can be used as a protection strategy. With unprotected oxindole 7a, Robertson obtained over-alkylated product 8a with excess reagents first.⁶ Subsequent treatment with magnesium achieved debromoethylation to afford cyclopropyl oxindole 9a, with an overall poor yield (Scheme 1). Recently, Marini reported a vinyl selenone-based approach for the synthesis of spirocyclopropyl oxindoles in aqueous sodium hydroxide solution.^{2c} Limited choices of substitutions on the oxindole were reported. A strong base (NaOH) along with surfactants is necessary for optimal yields.

On the other hand, vinyl sulfonium salts can be easily prepared with robust and safe protocols, and have demonstrated diverse applications in the construction of different carbo- and hetero-cycles.⁷ In 2012, Lin reported the use of vinyl sulfonium salts, with DBU as the base in dichloromethane, for the cyclopropanation of α -amino aryl ketones.⁸ In the case of unprotected oxindoles, due to the similar pK_a of C3–H and N–H (~ 18.2),⁹ selective C-3 functionalization could be more challenging than the case of α -amino aryl ketones. Indeed simple application of Lin's conditions with oxindole 7a did not produce satisfactory results. An incomplete conversion and more than 50% of over-alkylated product 10a were observed. During our optimization, we found that addition of $Zn(OTf)_2$ promoted C-3

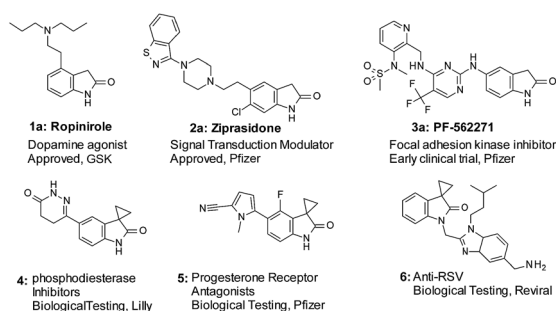
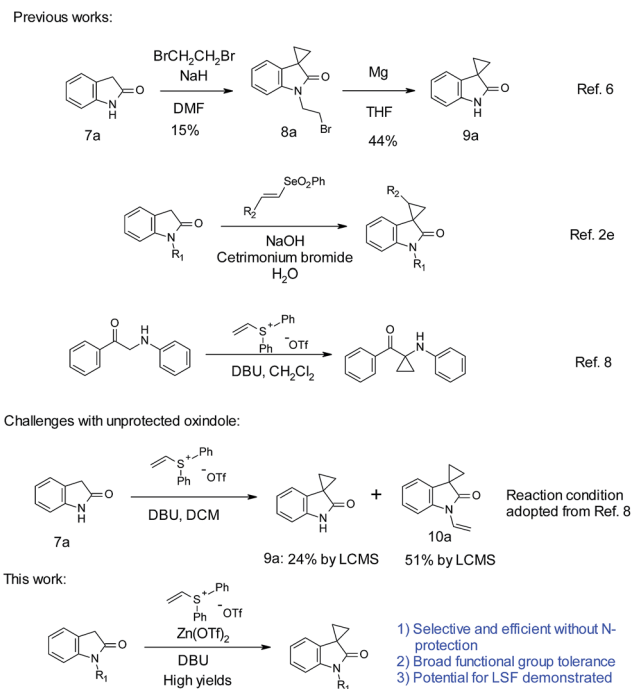


Fig. 1 Oxindoles and spirocyclopropyl oxindoles of medicinal interests.

^aShanghai Key Laboratory of Chemical Biology, East China University of Science and Technology, Shanghai 200237, China. E-mail: xhqian@ecust.edu.cn

^bRoche Pharmaceutical Research and Early Development, Roche Innovation Center Shanghai, Shanghai 201203, China. E-mail: yimin.hu@roche.com

† Electronic supplementary information (ESI) available. See DOI: 10.1039/c6ra24985j



Scheme 1 Cyclopropanation of unprotected oxindoles.

alkylation over *N*-alkylation. Herein, we report an efficient cyclopropanation for both *N*-nonsubstituted and *N*-substituted oxindoles with vinyl diphenylsulfonium triflate salt mediated by zinc triflate. The ambient reaction conditions are simple, mild, and devoid of alkali bases. We were pleased to find that this cyclopropanation could proceed efficiently with high yields, tolerating a variety of functional groups such as carboxylic acid, hydroxyl, amine, boronic acid, *etc.* The utility in LSF has also been demonstrated with three examples.

Optimization efforts with unprotected indole **7a** are summarized in Table 1. As stated above, partial conversion and a 32% isolated yield of product **9a** could be obtained by applying previously reported conditions, with DBU as the base and DCM as the solvent (entry 1). Screening of different bases and solvents did not produce any improvement on regioselectivity over *N*-alkylation (entries 2–5). A marginally improved yield of 38% was observed with a polar solvent such as DMF (entry 6). To our delight, addition of 2 equivalents of $\text{Mg}(\text{OTf})_2$ promoted the C-3 alkylation with a 56% yield of **9a** (entry 7). Encouraged by this finding, various metal salts were screened. $\text{Zn}(\text{OTf})_2$ and $\text{Ca}(\text{OTf})_2$ gave the best yields (entry 8–12). Further refinement of conditions focused on adjusting the amounts and ratio of DBU and $\text{Zn}(\text{OTf})_2$ (entries 13–16). We found that reducing the amount of $\text{Zn}(\text{OTf})_2$ from 2 to 1 equivalent (entry 15 vs. 12) gave a clean reaction with full conversion. Over 90% of the desired product **9a** was isolated with almost no *N*-alkylation product observed by LC/MS. The use of $\text{Zn}(\text{OAc})_2$ resulted in poorer yields of **9a**. Different from $\text{Zn}(\text{OTf})_2$, reducing the equivalents of $\text{Ca}(\text{OTf})_2$ from 2 to 1 gave only a 50% isolated yield (entry 18 vs. 8).

With the optimized conditions in hand, we then examined the scope of oxindole substrates (Table 2). As shown in Table 2A, reactions of substrates containing electron-rich or electron-

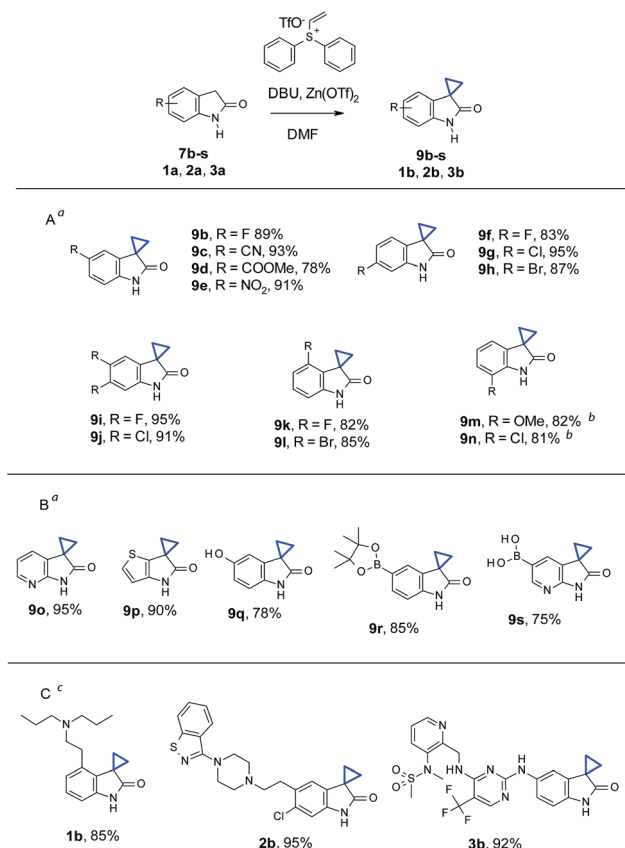
Table 1 Optimization with oxindole **7a**^a

Entry	Base (equiv.)	Additive (equiv.)	Solvent	Yield (%)
1	DBU (3.0)	—	DCM	32
2	TEA (3.0)	—	DCM	30
3	DIPEA (3.0)	—	DCM	27
4	Pyridine (3.0)	—	DCM	0
5	Cs_2CO_3 (3.0)	—	DCM	<5
6	DBU (3.0)	—	DMF	38
7	DBU (3.0)	$\text{Mg}(\text{OTf})_2$ (2.0)	DMF	56
8	DBU (3.0)	$\text{Ca}(\text{OTf})_2$ (2.0)	DMF	68
9	DBU (3.0)	$\text{Cu}(\text{OTf})_2$ (2.0)	DMF	<5
10	DBU (3.0)	$\text{Ag}(\text{OTf})_2$ (2.0)	DMF	<5
11	DBU (3.0)	CuCl_2 (2.0)	DMF	55
12	DBU (3.0)	$\text{Zn}(\text{OTf})_2$ (2.0)	DMF	70
13	DBU (2.0)	$\text{Zn}(\text{OTf})_2$ (1.0)	DMF	78
14	DBU (4.0)	$\text{Zn}(\text{OTf})_2$ (2.0)	DMF	90
15	DBU (3.0)	$\text{Zn}(\text{OTf})_2$ (1.0)	DMF	91
16	DBU (3.0)	$\text{Zn}(\text{OTf})_2$ (0.5)	DMF	68
17	DBU (3.0)	$\text{Zn}(\text{OAc})_2$ (1.0)	DMF	46
18	DBU (3.0)	$\text{Ca}(\text{OTf})_2$ (1.0)	DMF	50

^a Reaction conditions: **7a** (0.2 mmol), vinyl diphenyl sulfonium triflate (0.24 mmol), with indicated amount of base and additive, 1 mL solvent, at room temperature (*ca.* 21 °C), under air, stirring for 4 h. Isolated yields are shown.

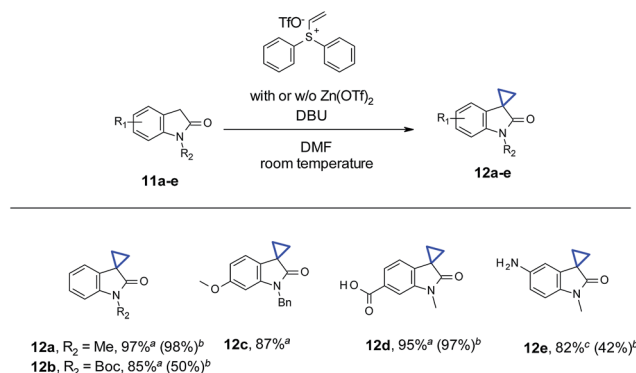
withdrawing substituents afforded high yields of desired products. The substitution position of the oxindole had minimal influence on the reaction yields either, with the exception of **7m** and **7n**. 1.5 equivalents of $\text{Zn}(\text{OTf})_2$ were necessary to obtain full conversion and high yields of **9m** and **9n**. A broader substrate scope was demonstrated in Table 2B. Both electron deficient pyridine **9o** and electron rich thiophene **9p** were obtained in high yields. Remarkably, phenol **7q**, boronic ester **7r**, and even pyridyl boronic acid **7s**, all underwent cyclopropanation to give the corresponding products **9q–s** in good yields. Cyclopropanation on medicinally relevant and complex compounds was also performed to demonstrate the utility in LSF (Table 2C). For example, cyclopropanation of Ropinirole (**1a**), a dopamine agonist used in the treatment of Parkinson's disease and restless legs syndrome (RLS), and bearing a basic tertiary amine, proceeded under our standard conditions to form **1b** in 85% yield. Ziprasidone (**2a**), an atypical antipsychotic containing a benzisothiazole found in many signal transduction modulators, also underwent a smooth cyclopropanation to give **2b** in 95% yield. Finally, cyclopropanation of PF562271 (**3a**), a focal adhesion kinase inhibitor once in early clinical trials for treatment of cancer, with 1 active methylene group and 2 more unprotected NHs in addition to oxindole NH, reacted well to afford **3b** in 92% yield. The above results, particularly in Tables 2B and C, demonstrated that chemistry described herein can be applicable for late stage cyclopropanation of important building blocks and complex drug-like molecules.



Table 2 Zn(OTf)₂-mediated cyclopropanation of oxindoles without *N*-substituents

^a Reaction conditions for **7b–l**, and **7o–s**: oxindole (0.2 mmol), vinyl diphenyl sulfonium triflate (0.24 mmol), Zn(OTf)₂ (0.2 mmol), DBU (0.6 mmol), in 1 mL DMF, at room temperature (ca. 21 °C), under air, stirring for 4 h. ^b For **7m** and **7n**: condition similar to **7b–l** with 0.3 mmol of Zn(OTf)₂ being used. ^c For **1a**, **2a**, and **3a**: conditions similar to **7b–l** with reaction time extended to 12 h. Isolated yields for all substrates described in the figure.

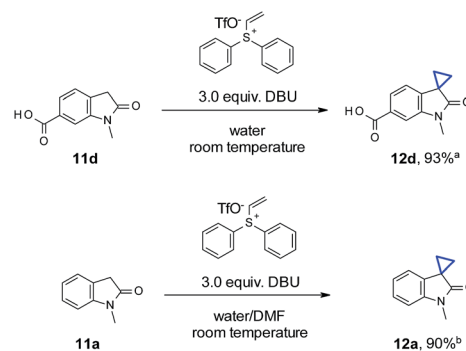
In addition to *N*-nonsubstituted oxindoles, we also examined cyclopropanation with *N*-substituted oxindole substrates (Table 3). Addition of Zn(OTf)₂ is not necessary for high yields, due to the presence of “*N*-protecting” substitutions (**11a–c**). Results are comparable with or without Zn(OTf)₂ (**11a** and **11d**). In the case of Boc-protected oxindole **11b**, the yield with Zn(OTf)₂ was lower than the conditions without Zn(OTf)₂ (50% vs. 85%). About 30% of de-Boc product was observed, presumably due to the Lewis acidity of Zn(OTf)₂. Functional groups such as carboxyl acid (**12d**) and primary amine (**12e**) were well tolerated for cyclopropanation. No *O*-alkylation by-products were observed in the case of carboxyl acid (**11d**). For unprotected aniline containing substrate **11e**, the reaction was sluggish under standard conditions with Zn(OTf)₂. Partial conversion and *N*-alkylation were observed with only 42% product (**12e**) isolated. In the absence of Zn(OTf)₂, at higher temperature (130 °C) under microwave for 1 hour, **11e** did undergo cyclopropanation smoothly with full conversion, leading to **12e** in 82% yield. Only minor amount (<10% by LC/MS) of the *N*-alkylation byproduct was observed.

Table 3 Cyclopropanation of oxindoles with *N*-substituents^a

^a Reaction conditions: oxindole (0.2 mmol), vinyl diphenyl sulfonium triflate (0.24 mmol), DBU (0.6 mmol), in 1 mL DMF, at room temperature (21 °C), under air, stirring for 12 h. ^b Yields in parentheses correspond to similar conditions with 0.2 mmol of Zn(OTf)₂ being used. ^c Reaction conditions: oxindole (0.2 mmol), vinyl diphenyl sulfonium triflate (0.21 mmol), in 1 mL DMSO, 130 °C, microwave, 1 h. Isolated yields for all substrates described in the table.

To our delight, for substrates with sufficient aqueous solubility, cyclopropanation with vinyl diphenyl sulfonium triflate also proceeded well at room temperature (Scheme 2). Different from reported vinyl selenone chemistry,^{2e} neither a strong base (NaOH) nor a surfactant (cetyltrimethyl ammonium bromide) was needed in our case. Oxindole **11d** demonstrated adequate solubility with DBU in water and reacted with vinyl diphenyl sulfonium triflate smoothly to afford **12d** in 93% yield. For substrates with less optimal aqueous solubility, such as **11a**, a co-solvent system was sufficient to obtain a satisfactory yield (90% for **12a**).

A series of experiments were performed to understand the effect of Zn(OTf)₂. We initially thought that *N*-alkylation could be reversible under Zn(OTf)₂-mediated conditions, while the C–C bond formation may be irreversible. Furthermore, the *N*-alkylation product could potentially be used to provide a “vinyl intermediate” for another desirable cyclopropanation in the



Scheme 2 The use of water as the solvent/co-solvent ^areaction conditions: oxindole (0.2 mmol), vinyl diphenyl sulfonium triflate (0.24 mmol), DBU (0.6 mmol), in 1 mL H₂O, room temperature (21 °C), stirring for 4 h. Isolated yield; ^bconditions similar to above with 0.65 mL H₂O and 0.35 mL DMF as co-solvent. Isolated yield.



presence of $\text{Zn}(\text{OTf})_2$. In order to test this hypothesis, as shown in Scheme 3A, with 3.0 equivalents of DBU and 1.0 equivalent of vinyl diphenyl sulfonium triflate, oxindole **7a** underwent a partial conversion to **8a** along with significant amount of *N*-alkylated **10a** (cannot be isolated), as suggested by the LC/MS analysis. We then added 1.0 equivalent of $\text{Zn}(\text{OTf})_2$ and a different oxindole **11a**, in which the *N*-alkylation was impossible to occur. No cyclopropanation product **12a** could be detected up to 12 hours. In Scheme 3B, a similar reaction with oxindole **7a** was conducted with Et_3N as the base. Interestingly, a different *N*-alkylation product **13a** was observed, and **13a** could be even isolated. The reaction of isolated **13a** in the presence of 1.0 equivalent of oxindole **11a**, 1 equivalent of $\text{Zn}(\text{OTf})_2$, and 3.0 equivalents of DBU in DMF gave no spirocyclopropyl oxindole **12a**. Conversion of **13a** to **10a** was detected by LC/MS. The above results indicated that there was no transfer of vinyl group (**10a**) or vinyl group precursor (**13a**) to **11a**. This suggested that the role of $\text{Zn}(\text{OTf})_2$ was not to promote reversibility of *N*-alkylation, thereby offering a vinyl intermediate for subsequent cyclopropanation reaction leading to more desired cyclopropyl products.

In Scheme 3C, we studied the reaction in more detail with oxindole **7n**. Substitution close to the oxindole nitrogen showed negative influence on the effect of $\text{Zn}(\text{OTf})_2$. For example, 1.5 equivalents of $\text{Zn}(\text{OTf})_2$ were necessary to block the *N*-alkylation, suggesting that the adjacent Cl could hinder the complexation of nitrogen with Zn, which in turn rendered the

undesired *N*-alkylation product. A similar result was also observed with **7m**. Thus we propose that the Zn coordination to the oxindole nitrogen could account for the observed regioselectivity under our Zn-mediated conditions. Furthermore, the proposed zinc complex **14a** could enhance the acidity of the benzylic proton which is adjacent to the lactam. Therefore, weaker bases could be applied to significantly boost functional group compatibility. As shown in Scheme 3D, the Zn complexation on the nitrogen could directly block the *N*-alkylation pathway. Results with oxindole **11e** in Table 3 under the Zn-mediated conditions also suggest that an extra coordinating group, such as the amino group of aniline, could presumably complete with the complexation of $\text{Zn}(\text{OTf})_2$ to the oxindole nitrogen thereby slowing down the reaction. This observation further corroborates the depicted mechanism in Scheme 3D.

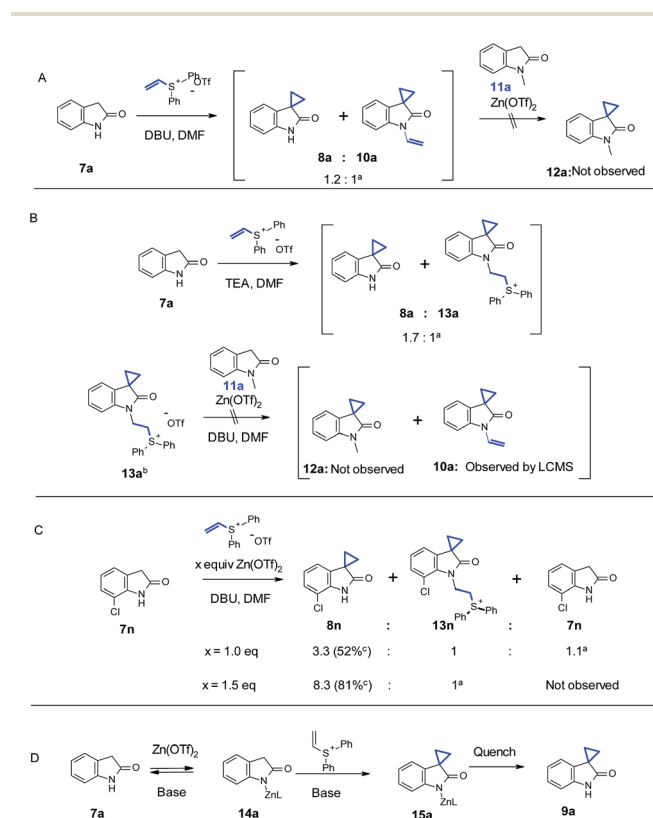
In summary, we have developed an efficient cyclopropanation method for both *N*-nonsubstituted and *N*-substituted oxindoles with the commercially readily available vinyl diphenylsulfonium triflate. The conditions are convenient and mild, with no requirement of inert atmosphere or alkalis bases. A broad reaction scope is observed, with applications on late stage cyclopropanation of three medicinally interesting compounds. We envision that this synthetic methodology could be widely adopted by the medicinal chemistry community. Particularly, the employment of zinc triflate can block the *N*-alkylation byproduct using *N*-nonsubstituted oxindoles. It is conceivable that such concept could be applied in other cases where regioselectivity issue exists.

Acknowledgements

We thank Professor Guangbin Dong (University of Chicago) and Professor Xiaoguang Lei (Peking University) for helpful discussions. We also thank Mr Sheng Zhong (Roche Innovation Center Shanghai) for mass spectrometry.

Notes and references

- (a) B. Yu, D.-Q. Yu and H.-M. Liu, *Eur. J. Med. Chem.*, 2015, **97**, 673; (b) N. Ye, H. Chen, E. A. Wold, P.-Y. Shi and J. Zhou, *J. Infect. Dis.*, 2016, **2**, 382.
- (a) R. Zhou, C. Yang, Y. Liu, R. Li and Z. He, *J. Org. Chem.*, 2014, **79**, 10709; (b) Z.-Y. Cao and J. Zhou, *Org. Chem. Front.*, 2015, **2**, 849; J.-H. Li, T.-F. Feng and D.-M. Du, *J. Org. Chem.*, 2015, **80**, 11369. (c) M.-H. Shen, K. Xu, C.-H. Sun and H.-D. Xu, *Org. Biomol. Chem.*, 2016, **14**, 1272; (d) J. Guo, Y. Liu, X. Li, X. Liu, L. Lin and X. Feng, *Chem. Sci.*, 2016, **7**, 2717; (e) M. Palomba, L. Rossi, L. Sancineto, E. Tramontano, A. Corona, L. Bagnoli, C. Santi, C. Pannecouque, O. Tabarrini and F. Marini, *Org. Biomol. Chem.*, 2016, **14**, 2015; (f) P. B. Sampson, Y. Liu, N. K. Patel, M. Feher, B. Forrest, S.-W. Li, L. Edwards, R. Laufer, Y. Lang, F. Ban, D. E. Awrey, G. Mao, O. Plotnikova, G. Leung, R. Hodgson, J. Mason, X. Wei, R. Kiarash, E. Green, W. Qiu, N. Y. Chirgadze, T. W. Mak, G. Pan and H. W. Pauls, *J. Med. Chem.*, 2015, **58**, 130.



Scheme 3 Investigation of the reaction mechanism. ^aRatio determined by LC/MS; ^bisolated by crystallization; ^cisolated by silica gel chromatography.



- 3 (a) A. Sharma and J. F. Hartwig, *Nature*, 2015, **517**, 600; (b) X. Huang, T. M. Bergsten and J. T. Groves, *J. Am. Chem. Soc.*, 2015, **137**, 5300; (c) S. Song, X. Sun, X. Li, Y. Yuan and N. Jiao, *Org. Lett.*, 2015, **17**, 2886; (d) K. J. Frankowski, R. Liu, G. L. Milligan, K. D. Moeller and J. Aubé, *Angew. Chem., Int. Ed.*, 2015, **54**, 10555; (e) F. Shen, S. Tyagarajan, D. Perera, S. W. Krska, P. E. Maligres, M. R. Smith III and R. E. Maleczka Jr, *Org. Lett.*, 2016, **18**, 1554.
- 4 T. Cernak, K. D. Dykstra, S. Tyagarajan, P. Vachal and S. W. Krska, *Chem. Soc. Rev.*, 2016, **45**, 546.
- 5 (a) A. Lerchner and E. M. Carreira, *J. Am. Chem. Soc.*, 2002, **124**, 14826; (b) J. X. Qiao, T. C. Wang, R. Ruel, C. Thibeault, A. L'Heureux, W. A. Schumacher, S. A. Spronk, S. Hiebert, G. Bouthillier, J. Lloyd, Z. Pi, D. M. Schnur, L. M. Abell, J. Hua, L. A. Price, E. Liu, Q. Wu, T. E. Steinbacher, J. S. Bostwick, M. Chang, J. Zheng, Q. Gao, B. Ma, P. A. McDonnell, C. S. Huang, R. Rehfuess, R. R. Wexler and P. Y. S. Lam, *J. Med. Chem.*, 2013, **56**, 9275.
- 6 D. W. Robertson, J. H. Krushinski, G. D. Pollock, H. Wilson, R. F. Kauffman and J. S. Hayes, *J. Med. Chem.*, 1987, **30**, 824.
- 7 (a) J. Gosselck, L. Béress and H. Schenk, *Angew. Chem., Int. Ed.*, 1966, **5**, 596; (b) M. G. Unthank, N. Hussain and V. K. Aggarwal, *Angew. Chem., Int. Ed.*, 2006, **45**, 7066; (c) B. Unthank, B. Tavassoli and V. K. Aggarwal, *Org. Lett.*, 2008, **10**, 1501.
- 8 Z. Mao, H. Qu, Y. Zhao and X. Lin, *Chem. Commun.*, 2012, **48**, 9927.
- 9 F. G. Bordwell and H. E. Fried, *J. Org. Chem.*, 1991, **56**, 4218.

