

# Dalton Transactions

Accepted Manuscript



This article can be cited before page numbers have been issued, to do this please use: A. rajaraman, A. R. Sahoo, F. Hild, C. Fischmeister, M. Achard and C. Bruneau, *Dalton Trans.*, 2015, DOI: 10.1039/C5DT02867A.



This is an *Accepted Manuscript*, which has been through the Royal Society of Chemistry peer review process and has been accepted for publication.

*Accepted Manuscripts* are published online shortly after acceptance, before technical editing, formatting and proof reading. Using this free service, authors can make their results available to the community, in citable form, before we publish the edited article. We will replace this *Accepted Manuscript* with the edited and formatted *Advance Article* as soon as it is available.

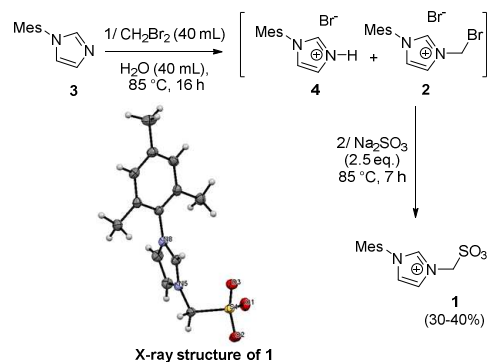
You can find more information about *Accepted Manuscripts* in the [Information for Authors](#).

Please note that technical editing may introduce minor changes to the text and/or graphics, which may alter content. The journal's standard [Terms & Conditions](#) and the [Ethical guidelines](#) still apply. In no event shall the Royal Society of Chemistry be held responsible for any errors or omissions in this *Accepted Manuscript* or any consequences arising from the use of any information it contains.

## COMMUNICATION

Journal Name

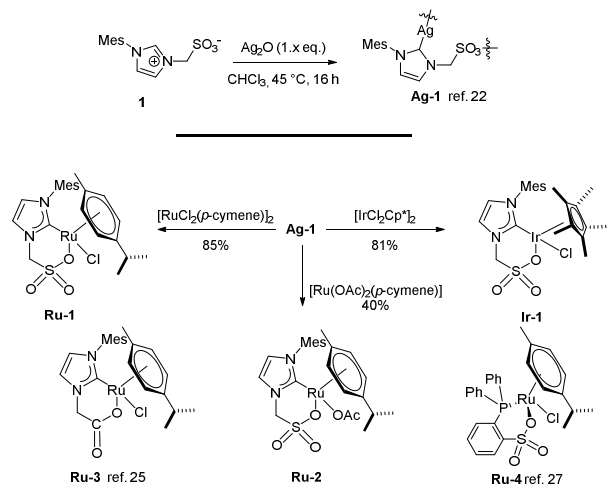
be noted that the excess of dibromomethane could be easily recycled and reused by distillation. The zwitterionic structure was confirmed by X-ray crystallography (Scheme 1). According to Nozaki protocol, further preparation of the polymeric silver complex **Ag-1** was successfully achieved for further transmetallation processes (Scheme 2). With this silver complex in hand, we next investigated the coordination chemistry with various ruthenium and iridium metallic precursors (Scheme 2). Transmetallation of silver complex **Ag-1** with 0.5 equivalent of the dimeric  $[\text{RuCl}_2(p\text{-cymene})]_2$ <sup>24</sup> in dichloromethane afforded the expected half-sandwich chiral ruthenium(II) complex **Ru-1** in 85% isolated yield. NMR analyses of the complex demonstrated the formation of six-membered chelate by the presence of diastereotopic protons of the methylene bridge at 5.47 and 4.49 ppm ( $J_{\text{H-H}} = 13.0$  Hz). Analyses also demonstrated that the arene ligand remained bound to the ruthenium metallic centre highlighted by the presence of four distinct signals located at 5.75, 5.41, 5.24 and 3.30 ppm, respectively. It is noteworthy that these data are comparable to those reported by Albrecht and co-workers for the ruthenium complex **Ru-3** analogue bearing a NHC-carboxylate chelate (Scheme 2).<sup>25</sup>



**Scheme 1** Preparation of the zwitterionic imidazolium sulfonate **1**

Replacement of  $[\text{RuCl}_2(p\text{-cymene})]_2$  by  $[\text{Ru}(\text{OAc})_2(p\text{-cymene})]_2$ <sup>26</sup> was also successful and the corresponding arene ruthenium(II) complex **Ru-2** featuring the chelate ligand **1** was obtained in 40% yield. This methodology is not limited to ruthenium metallic precursors and the reaction with  $[\text{Cp}^*\text{IrCl}_2]_2$  cleanly afforded the corresponding three legs piano stool iridium(III) complex **Ir-1**. <sup>1</sup>H NMR analyses confirmed the formation of the six-membered chelate supported by the two doublet signals located at 5.18 and 4.73 ppm in <sup>1</sup>H NMR. Successful crystallization by solvent diffusion technique ( $\text{CH}_2\text{Cl}_2/n\text{-hexane}$ ) allowed the determination of the molecular structure of **Ru-1** and **Ir-1** which are represented in Figure 2. The six-membered (C,O)Ru chelate adopts a half-chair conformation and the molecular structure features a pseudotetrahedral environment at the ruthenium center. The structure of **Ru-1** was compared with the previously reported carboxylate **Ru-3**<sup>25</sup> and the phosphine-sulfonate analogs  $[\text{RuCl}(p\text{-cymene})(\text{DPPBS})]$  **Ru-4**<sup>27</sup> (Scheme 2)(Table 1). The Ru-Cl bond (2.405(3)) is slightly shorter in **Ru-1** than in the carboxylate analog (2.424(3)) but similar with the phosphine analog (2.3992(6)). Interestingly, the longer Ru-O bond lengths in **Ru-1** and **Ru-4** than in **Ru-3** suggest lower stability of the resulting sulfonate chelates.

The leaving ability/slipping hapticity of the arene ligand have a crucial impact toward catalysis in the corresponding ruthenium complexes.<sup>28,29</sup> Thus, we next focused our attention on the

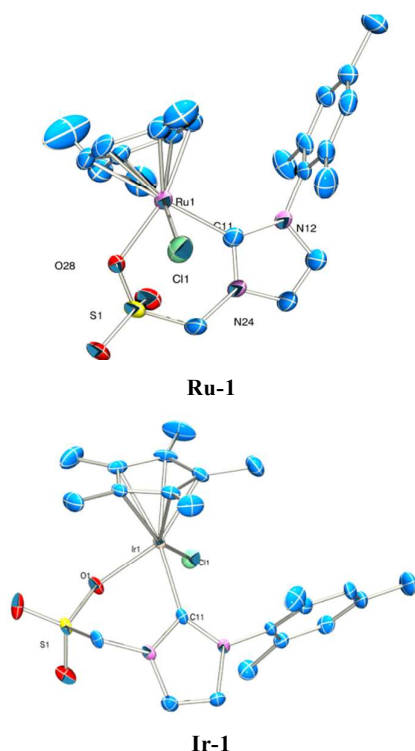


**Scheme 2** Preparation of the well-defined ruthenium and iridium complexes

reactivity of the well-defined **Ru-1** complex toward arene displacement. As we previously reported, facile ligand exchange of arene ligand with acetonitrile occurred in **Ru-4** at 90 °C.<sup>12</sup> However, similar reaction in boiling acetonitrile with **Ru-1** did not lead to ligand exchange and surprisingly even after two days reaction time, the starting complex remained intact. Higher temperature, gave partial decomposition of the starting material and no noticeable effect of light irradiation was observed with this complex. This result is in line with the reported high thermal stability of **Ru-3**.<sup>25</sup> It also tends to suggest that this stability of **Ru-1** might impact in catalyses involving the loss of the arene ligand and thus would require higher reaction temperature. With this preliminary result in hand, we next focused our attention on the reactivity of the obtained well-defined complexes in hydrogen transfer reactions. Hydrogen autotransfers known as hydrogen borrowing or hydrogen shuttling have found interesting applications in synthesis for the preparation of various functionalized alcohols, amines and carbonyl derivatives.<sup>30</sup> In order to avoid side effects (positive or negative) of external additives or solvent, we examined the activities of the prepared complexes in the base free *N*-alkylation of amines with alcohols under solvent free reaction conditions (Table 2). Reaction of piperidine with benzyl alcohol at 130 °C under inert atmosphere of argon with a 100:1 substrate/catalyst ratio resulted in the formation of the *N*-benzylpiperidine<sup>31</sup> and side product arising from our previously reported *N,C*-dialkylation.<sup>27</sup> Good activity was obtained with **Ru-1** and almost complete formation of **7aa** was obtained in the presence of the iridium(III) precatalyst **Ir-1** (Table 2, entry 1 and 2). However, a slight conversion decrease was observed with **Ru-2** precatalyst (Table 2, entry 3). Comparison with our previously reported precatalyst  $[\text{IrClCp}^*(\text{DPPBS})]$  highlighted that the use of **Ir-1** led to a lower amount of the side dialkylated product **8aa**, which decreased from a 80:20 to 97:3 ratio of **7aa/8aa** (Table 2, entries 6, 9) whereas this reaction was minimized with other complexes. Taken together, these results suggest that the NHC-sulfonate chelate is more stable in **Ir-1** than the corresponding

[IrClCp\*(DPPBS)]. Having established our best reaction conditions with **Ir-1**, we next investigated the scope of the transformation with various alcohols and amines (Scheme 4). Reaction with benzyl alcohol and various aliphatic secondary cyclic amines such as pyrrolidine, piperidine,

hexanol was also compatible with the optimized reaction conditions to afford the amines **7ab**, **7bb**, **7db** and **7eb** in 56-85% range isolated yield. Finally, secondary alcohol such as phenylethanol led to the corresponding racemic amines **7bc**, **7ac**, **7cc** in moderate isolated yields.

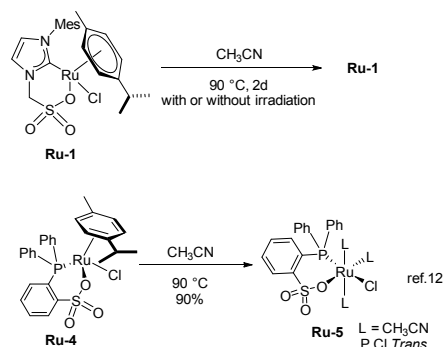


**Figure 2** Structure of pure complexes **Ru-1**, 0.5 CH<sub>2</sub>Cl<sub>2</sub> and **Ir-1**, 1 CH<sub>2</sub>Cl<sub>2</sub>. Thermal ellipsoids are drawn at the 50% probability level. Hydrogen atoms and solvents are omitted for clarity.

**Table 1** Selected bond lengths and angles of prepared complexes, comparison with reported complexes

	<b>Ru-1</b>	<b>Ru-3</b> ref. 25	<b>Ru-4</b> ref. 27	<b>Ir-1</b>
M-Cl	2.405(3)	2.424(3)	2.3992(6)	2.374(1)
M-O	2.157(5)	2.079(8)	2.118(1)	2.227(3)
M-C <sub>centroid</sub>	1.685	1.701	1.693	1.806
M-C <sub>NHC(P)</sub>	2.088(8)	2.033(9)	2.3570(8)	2.058(5)
Cl-M-C <sub>NHC(P)</sub>	83.2(2)	83.5(3)	85.9	89.85(10)
O-M-C <sub>NHC(P)</sub>	88.7(3)	86.7(3)	90.7	83.27(12)
O-M-Cl	88.12(16)	88.5(2)	80.9	82.31(8)

morpholine and piperazine cleanly afford the corresponding tertiary amines in up to 90% isolated yield after column chromatography over alumina gel. The use of aniline resulted in lower conversion giving **7ea** in 64% yield and confirmed the influence of amine basicity toward conversion. The use of aliphatic alcohol such as



**Scheme 3** Arene ligand exchange

**Table 2** *N*-Alkylation of piperidine **5a** with benzyl alcohol **6a**<sup>a</sup>

entry	Cat.	T (°C)	Ratio <b>7aa/8aa</b>	conv. (%) <sup>b</sup>	Yield of <b>7</b> <sup>b</sup>
1	<b>Ir-1</b>	130	99:1	100	99(85)
2	<b>Ru-1</b>	130	98:2	93	91
3	<b>Ru-2</b>	130	96:4	76	73
4	<b>Ru-4</b>	130	97:3	100	96
5	[IrClCp*(DPPBS)]	130	95:5	99	94
6	<b>Ir-1</b>	150	97:3	100	96
7	<b>Ru-1</b>	150	88:12	91	80
8	<b>Ru-4</b>	150	94:6	99	92
9	[IrClCp*(DPPBS)]	150	80:20	99	79

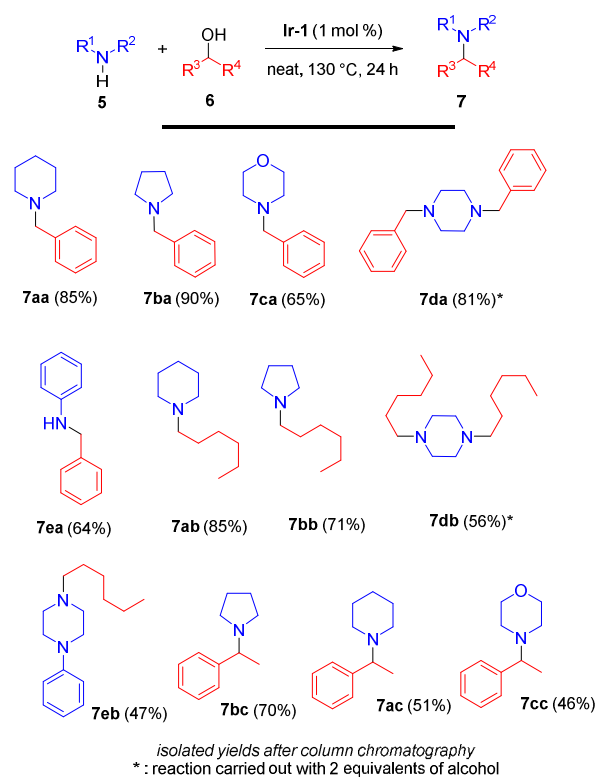
<sup>a</sup>Experimental conditions : all reactions were performed under an inert atmosphere of argon and carried out with **5a/6a**/precatalyst in 1/1.2/0.01 molar ratio at indicated temperature.<sup>b</sup>conversion and yield were determined by GC analysis and the number in parenthesis corresponds to the isolated yield after purification by column chromatography

The catalytic activity of complexes **Ru-1** and **Ir-1** was next evaluated in the direct  $\beta$ -alkylation of tertiary cyclic amines with benzaldehyde through *in situ* generation of the corresponding enamine (Table 3).<sup>10a</sup> As we previously reported,  $\beta$ -alkylation of *N*-phenylpiperidine **9a** is difficult in regard to the direct *endo*

## COMMUNICATION

## Journal Name

dehydrogenation. As result the use of catalytic amount of **Ru-1** at 150 °C only provided 18% of the corresponding amine **11a** after complete reduction of the resulting alkylated enamine derivatives (Table 3, entry 1). Surprisingly, the use of precatalyst **Ir-1** also afforded poor yield of **11a** (Table 3, entry 2). In contrast reaction with our previously reported [IrClCp\*(DPPBS)] gave 93% of the expected  $\beta$ -alkylated amine **11a** (Table3, entry 3). The activities of **Ru-1** and **Ir-1** were not restored with the use of *N*-methylpiperidine and decomposition of **9b** mainly occurred yielding a maximum 18% yield with **Ru-1** (entry 4). These results confirmed the higher stability of the new ( $\kappa^2$ C,O) chelate complexes.



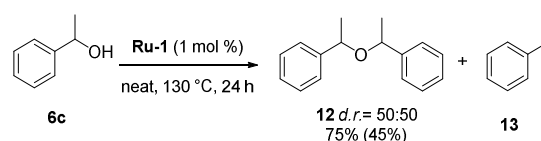
Scheme 4 N-alkylation of amines with alcohols

Table 3 C-Alkylation of piperidines **9** with benzaldehyde **10**<sup>a</sup>

entry	Cat.	<b>9</b>	conv. <sup>b</sup>	Yield of <b>11</b> <sup>b</sup>
1	<b>Ru-1</b>	<b>9a</b>	20	18
2	<b>Ir-1</b>	<b>9a</b>	20	16
3	[IrClCp*(DPPBS)]	<b>9a</b>	94	93
4	<b>Ru-1</b>	<b>9b</b>	100	18
5	<b>Ir-1</b>	<b>9b</b>	100	14

<sup>a</sup> Experimental conditions : all reactions were performed under an inert atmosphere of argon and carried out with **9/10/HCO<sub>2</sub>H/precatalyst** in 1/1.2/1.5/0.01 molar ratio at 150°C. <sup>b</sup> conversion and yield were determined by GC analysis.

Given the electronic properties of the sulfonate ligand which acts as a strong electron withdrawing ligand hence increasing the overall electrophilicity of the metal centre of the resulting complexes,<sup>7</sup> we next examined the relative electrophilicity of our synthesized complexes in the absence of organic bases such as amine. As depicted in Scheme 5, when the *rac*-phenylethanol was heated in the presence of **Ru-1**, selective etherification occurred affording the *rac/meso* ether **12** in 45% isolated yield along with traces of styrene whereas in the presence of **Ir-1** the alcohol **6** remained unreacted.<sup>32</sup> Noteworthy that no  $\beta$ -alkylation occurred on **6c** in the absence of base to give the corresponding dimeric alcohols.<sup>33</sup>

Scheme 5 Etherification of phenylethanol **6c**

## Conclusions

We have reported the straightforward synthesis of an imidazolium-sulfonate NHC precursor from symmetrical dibromomethane allowing the preparation of the corresponding well-defined ruthenium and iridium complexes. Preliminary investigation in catalysis highlighted its high thermal stability. Future efforts will be devoted to the use of more labile arene ligand to facilitate catalysis as well as the application to other catalytic transformations involving cooperative mechanisms. Considering the facile preparation of the bromomethylimidazolium, it might also open new insights for the preparation of diverse heterotopic prochelates and mixed bis-NHCs.

## Acknowledgements:

The authors thank Dr. Thierry Roisnel and Dr. Vincent Dorcet for X-Ray analyses. F.H. thanks the ANR (MemChem project) for funding. A.R.S. thanks the CEFIPRA/IFCPAR (IFC/A/5105-4/2014 1777) for PhD fellowship.

## Notes and references

§ These authors contributed equally to this work.

- R. Noyori and S. Hashigishi, *Acc. Chem. Res.*, 1994, **30**, 97, **35**, 3523; T. Ikariya, K. Murata and R. Noyori, *Org. Biomol. Chem.*, 2006, **4**, 393.
- S. H. Chikkali, J. I. van der Vlugt and J. N. H. Reek, *Coord. Chem. Rev.*, 2014, **262**, 1.
- A. K. Shiryaev, *Curr. Org. Chem.*, 2012, **16**, 1788.

- 4 Z. Freixa and P. W. N. M. van Leeuwen, *Coord. Chem. Rev.*, 2008, **252**, 1755.
- 5 (a) G. van Koten, *J. Organomet. Chem.*, 2013, **730**, 156; (b) C. Gunanathan and D. Milstein, *Chem. Rev.*, 2014, **114**, 12024.
- 6 Reviews : (a) A. Nakamura, S. Ito and K. Nozaki, *Chem. Rev.*, 2009, **109**, 5215; (b) A. Nakamura, T. M. J. Anselment, J. Claverie, B. Goodall, R. F. Jordan, S. Mecking, B. Rieger, A. Sen, P. W. N. M. van Leeuwen and K. Nozaki, *Acc. Chem. Res.*, 2013, **46**, 1438; (c) F. Jiang, M. Achard and C. Bruneau, *Synthesis and Applications in Catalysis of Metal Complexes with Chelating Phosphinosulfonate Ligands*. In *Advances in Organometallic Chemistry*; Perez, P. J., Ed.; Academic Press: Burlington, 2014; **62**, pp 159.
- 7 Selected references : (a) E. Drent, R. van Dijk, R. van Ginkel, B. van Oort and R. I. Pugh, *Chem. Commun.*, 2002, 744; (b) W. Weng, Z. Shen and R. F. Jordan, *J. Am. Chem. Soc.*, 2007, **129**, 15450; (c) L. Betucci, C. Bianchini, C. Claver, E. J. García Suárez, A. Ruiz, A. Meli and W. Oberhauser, *Dalton Trans.*, 2007, 5590; (d) T. Kochi, S. Noda, K. Yoshimura and K. Nozaki, *J. Am. Chem. Soc.*, 2007, **129**, 8948; (e) A. Nakamura, T. Kageyama, H. Goto, B. P. Carrow, S. Ito and K. Nozaki, *J. Am. Chem. Soc.*, 2012, **134**, 12366; (f) T. Rünzi, D. Frölich and S. Mecking, *J. Am. Chem. Soc.*, 2010, **132**, 17690; (g) T. M. J. Anselment, C. Wichmann, C. E. Anderson, E. Herdtweck and B. Rieger, *Organometallics*, 2011, **30**, 6602; (h) L. Piche, J.-C. Daigle and J. P. Claverie, *Chem. Eur. J.* 2012, **18**, 3277; (i) B. Neuwald, L. Caporaso, L. Cavallo and S. Mecking, *J. Am. Chem. Soc.*, 2013, **135**, 1026; (j) J. -C. Daigle, A. A. Arnold, L. Piche and J. P. Claverie, *Polym. Chem.*, 2013, **4**, 449
- 8 (a) B. Sundararaju, M. Achard, B. Demerseman, L. Toupet, G. V. M. Sharma and C. Bruneau, *Angew. Chem. Int. Ed.*, 2010, **49**, 2782; (b) A. Dupé, M. Achard, C. Fischmeister, C. Bruneau, *ChemSusChem*, 2012, **5**, 2249.
- 9 (a) K. Yuan, F. Jiang, Z. Sahli, M. Achard and C. Bruneau, *Angew. Chem. Int. Ed.*, 2012, **51**, 8876; (b) Z. Sahli, B. Sundararaju, M. Achard and C. Bruneau, *Green Chem.*, 2013, **15**, 775; (c) A. Labed, F. Jiang, I. Labed, A. Lator, M. Peters, M. Achard, A. Kabouche, Z. Kabouche, G. V. M. Sharma and C. Bruneau, *ChemCatChem*, 2015, **7**, 1090; (d) F. Jiang, M. Achard and C. Bruneau, *Chem. Eur. J.*, 2015, accepted.
- 10 I. Labed, A. Labed, Y. Sun, F. Jiang, M. Achard, S. Dérien, Z. Kabouche and C. Bruneau, *Catal. Sci. Technol.*, 2015, **5**, 1650.
- 11 F. Jiang, M. Achard and C. Bruneau, *Chem. Eur. J.*, 2013, **19**, 10343.
- 12 F. Jiang 2014, *New ruthenium and iridium catalysts for transformations involving hydrogen transfers*, Rennes1 University, Rennes.
- 13 (a) W. A. Herrmann, *Angew. Chem. Int. Ed.*, 2002, **41**, 1290; (b) E. A. B. Kantchev, C. J. O'Brien and M. G. Organ, *Angew. Chem. Int. Ed.*, 2007, **46**, 2768; (c) C. Samojlovic, M. Bieniek and K. Grela, *Chem. Rev.*, 2009, **109**, 3708.
- 14 (a) E. Peris and R. H. Crabtree, *Coord. Chem. Rev.*, 2004, **248**, 2239; (b) J. A. Mata, M. Poyatos and E. Peris, *Coord. Chem. Rev.*, 2007, **251**, 841; (c) T. Yagyu, A. Tsubouchi and Y. Nishimura, *J. Organomet. Chem.*, 2014, **767**, 1; (d) S. N. Sluijter, S. Warsink, M. Lutz and C. J. Elsevier, *Dalton Trans.*, 2013, **42**, 7365.
- 15 V. César, S. Bellemin-Laponnaz and L. H. Gade, *Chem. Soc. Rev.*, 2004, **33**, 619.
- 16 K. Endo and R. H. Grubbs, *J. Am. Chem. Soc.*, 2011, **133**, 8528.
- 17 F. Gao, J. L. Carr and A. H. Hoveyda, *J. Am. Chem. Soc.*, 2014, **136**, 2149 and references therein.
- 18 X. Zhou and R. F. Jordan, *Organometallics*, 2011, **30**, 4632.
- 19 (a) M. Li, H. Song and B. Wang, *Organometallics*, 2015, **34**, 1969; (b) M. Li, H. Song and B. Wang, *Eur. J. Inorg. Chem.*, 2015, 4055.
- 20 (a) J. R. Moore, S. M. Cooks, M. S. Anderson, H.-J. Schanz, S. T. Griffin, R. D. Rogers, M. C. Kirk and K. H. Shaughnessy, *Organometallics*, 2006, **25**, 5151; (b) A. Almasy, C. E. Nagy, A. C. Benyei and F. Joo, *Organometallics*, 2010, **29**, 2484; (c) R. Zhong, A. Pöthig, Y. Feng, K. Riener, W. A. Herrmann and F. E. Kuhn, *Green Chem.*, 2014, **16**, 4955; (d) K. Li, T. Zou, Y. Chen, X. Guan and C.-M. Che, *Chem. Eur. J.*, 2015, **21**, 7441; (e) A. Azua, S. Sanz and E. Peris, *Organometallics*, 2010, **29**, 3661; (f) A. Azua, J. A. Mata, P. Heymes, E. Peris, F. Lamaty, J. Martinez and E. Colacino, *Adv. Synth. Catal.*, 2013, **355**, 1107. (g) A. Azua, S. Sanz and E. Peris, *Chem. Eur. J.*, 2011, **17**, 3963.
- 21 Y. Nagai, T. Kochi and K. Nozaki, *Organometallics*, 2009, **28**, 6131.
- 22 N. Yang, Y. Yuan, R. Dykeman, Y. Kou and P. J. Dyson, *Angew. Chem. Int. Ed.*, 2010, **49**, 5549.
- 23 M. G. Gardiner, C. C. Ho, F. M. Mackay, D. S. McGuinness and M. Tucker, *Dalton Trans.*, 2013, **42**, 7447.
- 24 For a recent update on arene ruthenium complexes see : G. Süß-Fink, *J. Organomet. Chem.*, 2014, **751**, 2.
- 25 C. Gandolfi, M. Heckenroth, A. Neels, G. Laurency and M. Albrecht, *Organometallics*, 2009, **28**, 5112.
- 26 D. A. Tocher, R. O. Gloud, T. A. Stephenson, M. A. Bennett, J. P. Ennett, T. W. Matheson, L. Sawyer and V. K. Shah, *J. Chem. Soc. Dalton Trans.*, 1983, 1571.
- 27 B. Sundararaju, Z. Tang, M. Achard, G. V. M. Sharma, L. Toupet and C. Bruneau, *Adv. Synth. Catal.* 2010, **352**, 3141.
- 28 (a) S. Ogo, T. Abura and Y. Watanabe, *Organometallics*, 2002, **21**, 2964; (b) K. Everaere, A. Mortreux and J.-F. Carpentier, *Adv. Synth. Catal.*, 2003, **345**, 67; (c) C. Dagenet, R. Scopelliti and P. J. Dyson, *Organometallics*, 2004, **23**, 4849.
- 29 S. Fernandez, M. Pfeffer, V. Ritleng and C. Sirlin, *Organometallics*, 1999, **18**, 2390.
- 30 (a) S. Bähn, S. Imm, L. Neubert, M. Zhang, H. Neumann and M. Beller, *ChemCatChem*, 2011, **3**, 1853; (b) J. Moran and M. J. Krische, *Pure Appl. Chem.*, 2012, **84**, 1729; (c) C. Gunanathan and D. Milstein, *Science*, 2013, **341**, 249; (d) Q. Yang, Q. Wang and Z. Yu, *Chem. Soc. Rev.*, 2015, **44**, 2305.
- 31 M. H. S. A. Hamid, C. L. Allen, G. W. Lamb, A. C. Maxwell, H. C. Maytum, A. J. A. Watson and J. M. J. Williams, *J. Am. Chem. Soc.*, 2009, **131**, 1766.
- 32 J. Kim, D.-H. Lee, N. Kalutharage and C. S. Yi, *ACS Catal.*, 2014, **4**, 3881.
- 33 K. Taguchi, H. Nakagawa, T. Hirabayashi, S. Sakaguchi and Y. Ishii, *J. Am. Chem. Soc.*, 2004, **126**, 72.