

# Organic & Biomolecular Chemistry

Accepted Manuscript



This article can be cited before page numbers have been issued, to do this please use: J. Ivkovic, C. Lembacher-Fadum and R. Breinbauer, *Org. Biomol. Chem.*, 2015, DOI: 10.1039/C5OB01838B.



This is an *Accepted Manuscript*, which has been through the Royal Society of Chemistry peer review process and has been accepted for publication.

*Accepted Manuscripts* are published online shortly after acceptance, before technical editing, formatting and proof reading. Using this free service, authors can make their results available to the community, in citable form, before we publish the edited article. We will replace this *Accepted Manuscript* with the edited and formatted *Advance Article* as soon as it is available.

You can find more information about *Accepted Manuscripts* in the [Information for Authors](#).

Please note that technical editing may introduce minor changes to the text and/or graphics, which may alter content. The journal's standard [Terms & Conditions](#) and the [Ethical guidelines](#) still apply. In no event shall the Royal Society of Chemistry be held responsible for any errors or omissions in this *Accepted Manuscript* or any consequences arising from the use of any information it contains.



## Organic &amp; Biomolecular Chemistry

## COMMUNICATION

# A rapid and efficient one-pot method for the reduction of *N*-protected $\alpha$ -amino acids to chiral $\alpha$ -amino aldehydes using CDI/DIBAL-H

Received 00th January 20xx,  
Accepted 00th January 20xx

DOI: 10.1039/x0xx00000x

Jakov Ivkovic,<sup>a</sup> Christian Lembacher-Fadum<sup>a</sup> and Rolf Breinbauer\*<sup>a</sup>

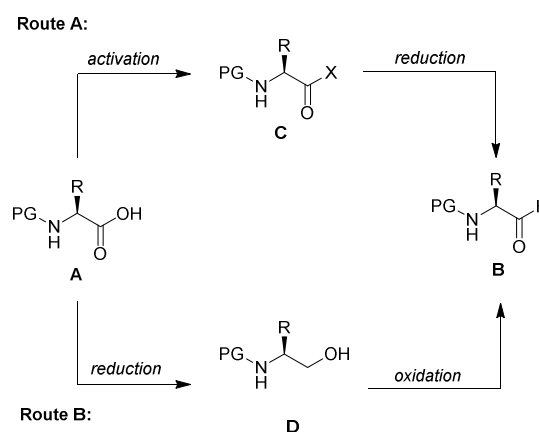
www.rsc.org/

*N*-Protected amino acids can be easily converted into chiral  $\alpha$ -amino aldehydes in a one-pot reaction by activation with CDI followed by reduction with DIBAL-H. This method delivers Boc-, Cbz- and Fmoc protected amino aldehydes from proteinogenic amino acids in very good isolated yields and complete stereointegrity.

## Introduction

Chiral *N*-protected  $\alpha$ -amino aldehydes are tremendously valuable building blocks,<sup>1</sup> which have seen numerous applications in the synthesis of biologically active molecules.<sup>2</sup> Typically their synthesis starts from the chiral pool with readily accessible *N*-protected amino acids following two distinct routes (Scheme 1).<sup>3</sup> In the first (Route A), the amino acid **A** is converted into an activated carboxylic acid derivative **C**, such as an ester<sup>4</sup> or a Weinreb amide,<sup>5</sup> and then directly reduced to the corresponding aldehyde **B**. The second (Route B) starts from the same *N*-protected amino acid **A**, which is first fully reduced to the corresponding amino alcohol **D** and selectively reoxidized to the desired  $\alpha$ -amino aldehyde **B**.<sup>6</sup> The major challenge for both routes is the intrinsic lability of the stereogenic centre of  $\alpha$ -amino aldehydes, which is prone to epimerization especially in the presence of acid or base.<sup>7</sup>

In the course of an ongoing project in our group to design and synthesize transition state mimetics as inhibitors for a peptidase target protein, we required a scalable access to Boc-valinal. In our first attempt we synthesized the aldehyde following the procedure of Morwick by converting Boc-valine into the corresponding Weinreb amide using activation by Staab's reagent (CDI, 1,1'-carbonyldiimidazole).<sup>8</sup> The Weinreb amide was isolated and converted to Boc-valinal by reduction with LiAlH<sub>4</sub> in 85% yield under complete retention of stereoconfiguration. While this two-step method delivered the



**Scheme 1** Two distinct routes for the synthesis of  $\alpha$ -amino aldehydes and conversion of amino acids to amino aldehydes using CDI/DIBAL-H.

desired product, we regarded the necessity to isolate the intermediate Weinreb-amide as a time-consuming nuisance, and reasoned that this step could be avoided if the intermediate acyl imidazolide<sup>9</sup> would serve as a substrate for the DIBAL-H reaction. Stammer et al. have already reported in 1979 such a method,<sup>10</sup> which despite its apparent attractiveness has seen little application,<sup>11</sup> very likely because in the original paper optical rotation studies, which have been pursued for only one product in detail (Cbz-leucinal), indicated that this product was produced in only 60% ee. Despite this caveat we were encouraged by this literature precedence and can now report that through optimization of reaction parameters the one-pot production and reduction of acyl imidazolides provides an attractive rapid and efficient access to chiral  $\alpha$ -amino aldehydes.

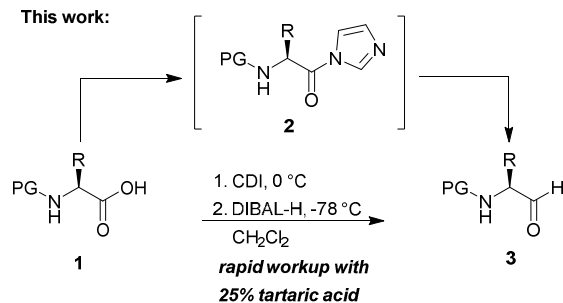
## Results and Discussion

As a test substrate we chose Boc-valine to establish a suitable protocol for the CDI/DIBAL-H method. After considerable optimization in which we varied solvent, temperature, reaction time and workup conditions in comparison to the literature

<sup>a</sup> Institute of Organic Chemistry, Graz University of Technology, 8010 Graz, Austria.

<sup>†</sup> Electronic Supplementary Information (ESI) available: [details of any supplementary information available should be included here]. See DOI: 10.1039/x0xx00000x

This work:

Scheme 2 One-pot synthesis of  $\alpha$ -amino aldehydes using CDI and DIBAL-H.

precedence of Stammer,<sup>10a</sup> we arrived at the following protocol in which a solution of *N*-protected amino acid in DCM was treated with 1.1 eq of CDI at 0 °C for 60 min. Subsequently 2.1 eq of DIBAL-H were added dropwise to the resulting solution at -78 °C (Scheme 2). In the course of our studies we recognized that the outcome of this process depended on the quality of the used CDI and we recommend the use of CDI recrystallized from dry THF,<sup>12</sup> which can be stored in nitrogen or argon atmosphere at 4 °C for at least 8 weeks. Special attention had to be paid for the workup of the DIBAL-H reduction reaction. In order to avoid basic conditions and prolonged workup, which could cause loss of chiral integrity of the resulting amino aldehyde,<sup>7</sup> we have devised a quick method of quenching and aluminium complexation using a solution of tartaric acid instead of the commonly used Rochelle-salt solution.<sup>13</sup> This method provided slightly acidic quenching conditions, and dramatically shortened the dissolution times of aluminium salts to less than 20 min even on multigram scale reactions compared to 2 h when using Rochelle-salt. We were pleased to see that by this extractive workup we could isolate Boc-valinal (**3a**) already in pure form as judged by NMR and chiral GC, thereby avoiding purification via flash chromatography on silica.

With the optimized protocol in hands, a selection of proteinogenic amino acids with different *N*-protecting groups was converted to the corresponding aldehydes in excellent yields and high purity based on NMR and gas chromatography analysis (Table 1). The data on enantiomeric purity were determined by gas chromatography using prepared reference racemic samples, while for substrates which could not be separated via chiral GC optical rotations are reported in the ESI. Boc-valine was converted to the corresponding aldehyde in 84% yield and >99% ee on a 10 gram-scale (Entry 1), as well as other Boc-protected amino acids (Entries 2-6) were obtained in excellent yields. An informative test substrate for our method was phenylalanine, known as the most racemisation-prone proteinogenic amino acid in peptide synthesis.<sup>14</sup> In the event Boc-phenylalaninal (**3c**) was produced with the CDI/DIBAL-H method in >99% ee as judged by chiral GC (Entry 3), and Cbz-phenylalaninal (**3i**) with >97% ee measured by chiral HPLC after reduction of the isolated aldehyde with NaBH<sub>4</sub> (Entry 9).<sup>15</sup> This result allows us to expect that our method can generally cover the conversion of proteinogenic amino acids to chiral amino aldehydes without

Table 1 Selection of  $\alpha$ -amino aldehydes obtained via CDI/DIBAL-H reduction.

Entry	Product	Yield	ee
1		<b>3a</b>	84% >99% <sup>a</sup>
2		<b>3b</b>	87% -
3		<b>3c</b>	96% >99% <sup>a</sup>
4		<b>3d</b>	97% >99% <sup>b</sup>
5		<b>3e</b>	92% >99% <sup>a</sup>
6		<b>3f</b>	91% >99% <sup>a,c</sup>
7		<b>3g</b>	62% <sup>d</sup> -
8		<b>3h</b>	87% >98% <sup>a</sup>
9		<b>3i</b>	99% >97% <sup>b</sup>
10		<b>3j</b>	94% >99% <sup>b</sup>
11		<b>3k</b>	72% <sup>d,e</sup> >99% <sup>b</sup>
12		<b>3l</b>	52% <sup>d,f</sup> -
13		<b>3m</b>	88% 83% <sup>a,g</sup> (72%) <sup>a,g</sup>

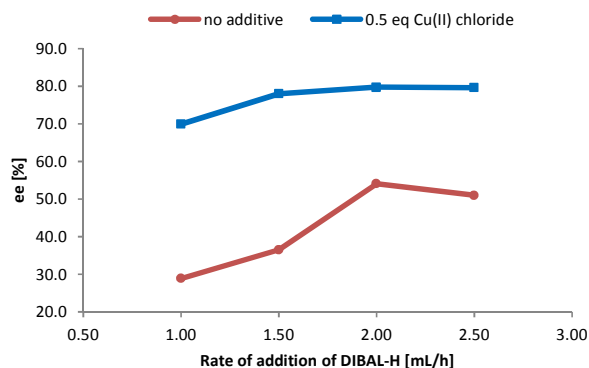
<sup>a</sup> Chiral-GC-FID based measurement; <sup>b</sup> Chiral HPLC-based measurement; <sup>c</sup> diastereomeric excess; <sup>d</sup> Isolated by flash chromatography on silica due to lower purity of the crude material, to determine the abundance of the desired aldehyde; <sup>e</sup> 3.35 eq DIBAL-H used; <sup>f</sup> 4.00 eq DIBAL-H used; <sup>g</sup> 83% ee obtained by adding 0.5 eq CuCl<sub>2</sub> during the activation step, and 72% ee when no additive was used under the same conditions.

racemization (Entries 4-6, 10-11) – even in the cases in which no suitable ee-determination method with chiral GC or HPLC is currently available. In order to compare our improved protocol with the original one by Stammer<sup>10a</sup> we investigated the reduction of Cbz-leucine to Cbz-leucinal (**3h**) (Entry 8) and could determine >98% ee via chiral GC (compared to the reported 60 % ee in their publication, which had been determined via optical rotation). This confirms that by our modifications the one-pot strategy of CDI-activation/DIBAL-H reduction could be developed into a feasible and useful method for the synthesis of *N*-protected  $\alpha$ -amino aldehydes.

In terms of functional groups in the side chain, we could notice that this method reduces acyl imidazolidine significantly faster than methyl ester, as exemplified for protected aspartate aldehyde **3g** (Entry 7). Notably Fmoc-protection was orthogonal to the reaction conditions, although at least one more equivalent of DIBAL-H had to be added to complete the conversion to the aldehydes **3k** and **3l** (Entries 11-12).

After having established the scope of this robust protocol for the conversion of proteinogenic amino acids, we wanted to check the limitations of our method and apply it to phenylglycine – a very challenging substrate, which racemizes very easily and for which only few stereoselective transformations are known.<sup>16</sup> Myers et al. have successfully accessed Fmoc-phenylglycinal via oxidation of Fmoc-phenylglycinol with Dess-Martin-periodinane,<sup>17</sup> while Wroblewski and Piotrowska demonstrated the same with Boc- and Bz-phenylglycine.<sup>18</sup> When we tested our CDI/DIBAL-H method for Boc-Phg we received the product in good 88% yield, but disappointing enantiopurity of 72% ee. We rationalized that the second equivalent of DIBAL-H is necessary to complete the conversion of the acyl imidazolidine intermediate due to the presence of one equivalent of imidazole byproduct from the activation step. Thus imidazole deprotonated by the hydride reagent is thought to be a base contributing to racemization of the product. We hypothesized that by addition of complexing metal salts we could scavenge deprotonated imidazole. Copper(II) salts were found to produce complexes with imidazole in DCM (in 60 min vs >24 h in case of nickel salts) based on visual observation.<sup>19</sup> Consequently, we performed a series of experiments adding copper(II) chloride as a scavenging agent additive after CDI activation and prior to the addition of DIBAL-H. The addition of 0.5 eq CuCl<sub>2</sub> enhanced the ee of produced Boc-phenylglycinal (**3m**) in each experiment, in contrast to parallel experiments with no additives (Figure 1). Adding more than 0.5 eq of CuCl<sub>2</sub> did not further increase the enantiomeric purity. Additional factors that improve ee of the resulting Boc-phenylglycinal are precise rate of addition of DIBAL-H and temperatures lower than -50 °C, which are also beneficial for the yield.<sup>20</sup>

Another test case which could define the limits of our method, was the synthesis of peptide aldehydes,<sup>21</sup> in particular with the epimerization prone Phe at the C-terminus.<sup>14</sup> From the corresponding dipeptide acids, the CDI/DIBAL-H procedure furnished two epimeric aldehydes, **4a** and **4b**, in good yields and purities (Table 2). In these cases increased amounts of DIBAL-H (3.1–4.5 eq in total) were necessary to complete the



**Figure 1** Dependence of ee of Boc-phenylglycinal on the rate of addition of DIBAL-H and enhancement of ee with CuCl<sub>2</sub>.

conversion, accompanied by lower reaction concentrations to avoid gelation that occurred otherwise. A similar degree of epimerization was found for both peptide aldehydes (Entries 1-2). We reasoned that epimerization occurs already at the activation step with CDI via an oxazolone intermediate, according to a mechanism well known in peptide coupling.<sup>22</sup> Consequently, we attempted to suppress epimerization by using additives developed for peptide coupling<sup>14,23</sup> and mild acidic buffering with pyridinium *p*-toluenesulfonate during the activation step (Entries 4-8). Among these only the addition of 1.0 eq of HOBt or HOAt led to an increase in diastereoselectivity to 90% de, which still reflects the limitation of this method that the rather slow formation of peptide-imidazolidines at lower temperatures is accompanied by epimerization presumably via oxazolone formation.

**Table 2** Synthesis of peptide aldehydes using the CDI/DIBAL-H procedure.

Entry	Product	Additive	DIBAL-H	yield	de
1	Boc-Val-L-Phe-H ( <b>4a</b> )	-	3.1 eq	89%	79%
2	Boc-Val-D-Phe-H ( <b>4b</b> )	-	3.1 eq	95%	77%
3	<b>4b</b>	CuCl <sub>2</sub> , 1.0 eq	4.0 eq	52%	81%
4	<b>4b</b>	PPTS, 1.0 eq	3.5 eq	99%	69%
5	<b>4b</b>	HOBt, 1.0 eq	4.5 eq	93%	90%
6	<b>4b</b>	HOBt, 1.5 eq	4.5 eq	quant.	79%
7	<b>4b</b>	HOBt, 1.5 eq, 4 Å mol. sieves	4.5 eq	84%	85%
8	<b>4b</b>	HOAt, 1.0 eq	4.5 eq	quant.	90%

Due to instability of aldehydes in HPLC conditions, de was measured after reduction<sup>15</sup> to the corresponding alcohols, which were readily separated by reverse phase HPLC; PPTS: pyridinium *p*-toluenesulfonate; HOBt: 1-hydroxybenzotriazole; HOAt: 1-hydroxy-7-azabenzotriazole.

## Conclusions

In summary, we have presented an efficient one-pot method for the conversion of *N*-protected amino acids into chiral *N*-protected  $\alpha$ -amino aldehydes by *in situ* activation with CDI followed by reduction with DIBAL-H. The advantages of this method compared to established two-step protocols are 1) its operational simplicity, 2) the use of inexpensive reagents, 3) the simple extractive workup and 4) its short overall processing time (typically less than 4 hours) to deliver the product in high purity. While the presented method is excellent for proteinogenic amino acids leading to good yields and preserved stereointegrity, it has its limitations in phenylglycine and dipeptides where epimerization was observed.

## Acknowledgements

This work was supported by the doctoral program W901-B05 DK Molecular Enzymology, funded by the Austrian Science Fund (FWF) and by NAWI Graz.

## Notes and references

- Reviews: (a) R. Hili, S. Baktharaman and A. K. Yudin, *Eur. J. Org. Chem.* 2008, 5201-5203; (b) D. Gryko, J. Chalko and J. Jurczak, *Chirality* 2003, **15**, 514-541; (c) M. T. Reetz, *Chem. Rev.* 1999, **99**, 1121-1162; (d) J. Jurczak and A. Golebiowski, *Chem. Rev.* 1989, **89**, 149-164.
- Selected examples: (a) A. Fässler, G. Bold and H. Steiner, *Tetrahedron Lett.* 1998, **39**, 4925-4928; (b) B. E. Maryanoff, M. N. Greco, H.-C. Zhang, P. Andrade-Gordon, J. A. Kauffman, K. C. Nicolaou, A. Liu and P. H. Brungs, *J. Am. Chem. Soc.* 1995, **117**, 1225-1239.
- As an alternative the asymmetric synthesis of  $\alpha$ -aminoaldehydes has been described. See for example: (a) G. Bringmann, J.-P. Geisler, *Synthesis* 1989, 608-610; (b) F. A. Davis, T. Ramachandar, J. Chai and E. Skucas, *Tetrahedron Lett.* 2006, **47**, 2743-2746.
- (a) T. Moriwake, S.-i. Hamano, S. Saito and S. Torii, *Chem. Lett.* 1987, 2085-2088; (b) J. R. Luly, J. F. Dellaria, J. J. Plattner, J. L. Soderquist and N. Yi, *J. Org. Chem.* 1987, **52**, 1487-1492; (c) A. Golebiowski, U. Jacobsson and J. Jurczak, *Tetrahedron* 1987, **43**, 3063-3066; (d) J. R. Luly, C.-N. Hsiao, N. BaMaung and J. J. Plattner, *J. Org. Chem.* 1988, **53**, 6109-6112; (e) M. Falorni, G. Giacomelli, A. Porcheddu and M. Taddei, *J. Org. Chem.* 1999, **64**, 8962-8964; (f) R. Hili and A. K. Yudin, *J. Am. Chem. Soc.* 2006, **128**, 14772-14773; (g) F. Coelho, G. Diaz, C. A. M. Abella and W. P. Almeida, *Synlett* 2006, 435-439; (h) B. Soto-Cairolí, J. J. de Pomar and J. A. Soderquist, *Org. Lett.* 2008, **10**, 333-336.
- (a) J.-A. Fehrentz and B. Castro, *Synthesis* 1983, 676-678; (b) T. Yasuma, S. Oi, N. Choh, T. Nomura, N. Furuyama, A. Nishimura, Y. Fujisawa and T. Sohda, *J. Med. Chem.* 1998, **41**, 4301-4308.
- (a) Pyridine\*SO<sub>3</sub>: Y. Hamada and T. Shiori, *Chem. Pharm. Bull.* 1982, **30**, 1921-1924; (b) DMSO, (COCl)<sub>2</sub>: A. W. Konradi, S. J. Kemp and S. F. Pedersen, *J. Am. Chem. Soc.* 1994, **116**, 1316-1323; (c) TEMPO: J. Jurczak, D. Gryko, E. Kobrycka, H. Gruza and P. Prokopowicz, *Tetrahedron* 1998, **54**, 6051-6064; (d) MnO<sub>2</sub>: M. E. Sergeev, V. B. Pronin and T. L. Voyushina, *Synlett* 2005, 2802-2804; (e) IBX: M. Ocejó, J. L. Vicario, D. Badia, L. Carrillo and E. Reyes, *Synlett* 2005, 2110-2112. (f) C.-K. Jung and M. J. Krische, *J. Am. Chem. Soc.* 2006, **128**, 17051-17056; (g) NaIO<sub>4</sub> cleavage of diol substrate: R. P. Sharma, M. G. Gore and M. Akhtar, *J. C. S. Chem. Comm.* 1979, 875-877.
- (a) A. Ito, R. Takahashi and Y. Baba, *Chem. Pharm. Bull.* 1975, **23**, 3081-3087; (b) K. E. Rittle, C. F. Homnick, G. S. Ponitcello and B. E. Evans, *J. Org. Chem.* 1987, **52**, 1487-1492.
- T. Morwick, M. Hrapchak, M. De Turi and S. Campbell, *Org. Lett.* 2002, **4**, 2665-2668.
- H. A. Staab, H. Bauer, K. M. Schneider, *Azolides in Organic Synthesis and Biochemistry* 2002, Wiley-VCH, Weinheim.
- (a) H. Khatri and C. H. Stammer, *J. C. S. Chem. Commun.* 1979, 79-80; (b) For an earlier report of reduction of an acyclimidazole with LiAlH<sub>4</sub> but without reported stereoselectivity, see: B. Shimizu, A. Saito, A. Ito, K. Tokawa, K. Maeda, and H. Umezawa, *J. Antibiot.* 1972, **25**, 515-523.
- (a) K. N. Khatri, C. H. Stammer, M. M. Bradford and R. A. McRorie, *Biochem. Biophys. Res. Commun.* 1980, **96**, 163-167.; (b) B. Austen, S. Cliffe, D. Grant, J. Hermon-Taylor, 1984, WO 84/04301; (c) B. E. Maryanoff, M. N. Greco, H. Zhang, P. Andrade-Gordon, J. A. Kauffman, K. C. Nicolaou, A. Liu and P. H. Brungs, *J. Am. Chem. Soc.* 1995, **117**, 1225-1239.
- (a) H. A. Staab and K. Wendel, *Org. Synth.* 1968, **48**, 44; (b) K. M. Engstrom, A. Sheikh, R. Ho and R. W. Miller, *Org. Process Res. Dev.* 2014, **18**, 488-494.
- Examples of DIBAL-H quenching procedures involving Rochelle-salt from recent total syntheses: (a) O. Krebs and R. J. K. Taylor, *Org. Lett.* 2005, **7**, 1063-1066; (b) K. Ishigai, H. Fuwa, K. Hashizume, R. Fukazawa, Y. Cho, M. Yotsu-Yamashita and M. Sasaki, *Chem. Eur. J.* 2013, **19**, 5276-5288; (c) A. Arlt, S. Benson, S. Schulthoff, B. Gabor and A. Fürstner, *Chem. Eur. J.* 2013, **19**, 3596-3608.
- (a) A. El-Faham and F. Albericio, *Chem. Rev.* 2011, **111**, 6557-6602; (b) H. Schröder, G. A. Strohmeier, M. Leypold, T. Nuijens, P. J. M. Quaedflieg and R. Breinbauer, *Adv. Synth. Catal.* 2013, **355**, 1799-1807; (c) Y. E. Jad, G. A. Costa, S. N. Khattab, B. G. de la Torre, T. Govender, H. G. Kruger, A. El-Faham and F. Albericio, *Org. Biomol. Chem.* 2015, **13**, 2393-2398; (d) M. Kunishima, A. Kitao, C. Kawachi, Y. Watanabe, S. Iguchi, K. Hioki and S. Tani, *Chem. Pharm. Bull.* 2002, **50**, 549-550; (e) H. Hibino and Y. Nishiuchi, *Tetrahedron Lett.* 2011, **52**, 4947-4949; (f) M. A. Elsayy, C. Hewage and B. Walker, *J. Peptide Sci.* 2012, **18**, 302-311.
- A. Dondoni, D. Perrone and T. Semola, *Synthesis* 1995, 181-186.
- For a notable exception in peptide synthesis, see: S. Popovic, H. Bieräugel, R. J. Detz, A. M. Kluwer, J. A. A. Koole, D. E. Streefkerk, H. Hiemstra, and J. H. van Maarseveen, *Chem. Eur. J.* 2013, **19**, 16934-16937;
- (a) A. G. Myers, B. Zhong, M. Movassaghi, D. W. Kung, B. A. Lanman, S. Kwon, *Tetrahedron Lett.* 2000, **41**, 1359-1362; (b) A. G. Myers, B. Zhong, M. Movassaghi, D. W. Kung, B. A. Lanman and S. Kwon, *Tetrahedron Lett.* 2000, **41**, 1359-1362.
- (a) A. E. Wroblewski and D. G. Piotrowska, *Tetrahedron: Asymmetry* 2002, **13**, 2509-2512; (b) earlier report about Boc-phenylglycinal: J.-N. Denis, A. Correa and A. E. Greene, *J. Org. Chem.* 1991, **56**, 6939-6942.
- (a) W. Wu, J. Xie and Y. Xuan, *J. Chem. Res.* 2008, 344-346; (b) W. Wu, Z. Kou, J. Xie, D. Xie, *Russ. J. Inorg. Chem.* 2010, **55**, 384-389.
- For more information see Figures S2-S5 in the ESI.
- Review: A. Moulin, J. Martinez and J. Fehrentz, *J. Pept. Sci.* 2007, **13**, 1-15.
- M. Bodanszky and A. Bodanszky, *Chem. Comm.* 1967, 591-593.
- M. G. Ryadnov, L. V. Klimenko, Y. V. Mitin, *J. Pept. Res.* 1999, **53**, 322-328.