

Green Chemistry

Accepted Manuscript



This article can be cited before page numbers have been issued, to do this please use: T. Wendling, E. Risto, B. Erb and L. J. Goossen, *Green Chem.*, 2016, DOI: 10.1039/C6GC03168D.



This is an Accepted Manuscript, which has been through the Royal Society of Chemistry peer review process and has been accepted for publication.

Accepted Manuscripts are published online shortly after acceptance, before technical editing, formatting and proof reading. Using this free service, authors can make their results available to the community, in citable form, before we publish the edited article. We will replace this Accepted Manuscript with the edited and formatted Advance Article as soon as it is available.

You can find more information about Accepted Manuscripts in the [author guidelines](#).

Please note that technical editing may introduce minor changes to the text and/or graphics, which may alter content. The journal's standard [Terms & Conditions](#) and the ethical guidelines, outlined in our [author and reviewer resource centre](#), still apply. In no event shall the Royal Society of Chemistry be held responsible for any errors or omissions in this Accepted Manuscript or any consequences arising from the use of any information it contains.



Green Chemistry

COMMUNICATION

Alkoxide-Catalyzed Addition of Alkyl Carbonates across Alkynes – Stereoselective Synthesis of (*E*)- β -Alkoxyacrylates

Received 00th January 20xx,
Accepted 00th January 20xx

Timo Wendling, Eugen Risto, Benjamin Erb, and Lukas J. Gooßen^{*a}

DOI: 10.1039/x0xx00000x

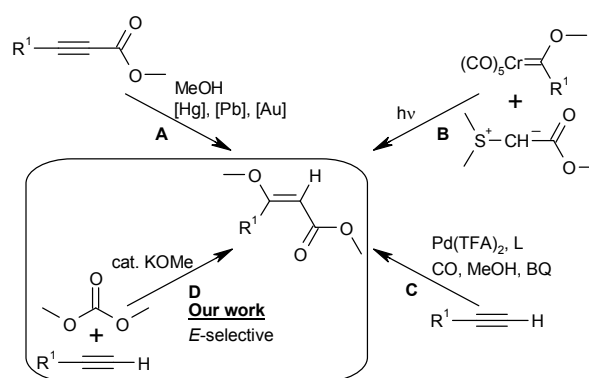
www.rsc.org/

Dialkyl carbonates were found to regio- and stereoselectively add to terminal alkynes in the presence of catalytic amounts of potassium methoxide. Various synthetically meaningful aryl- and heteroaryl-substituted (*E*)- β -alkoxyacrylates were thus obtained in high yields and with near-ideal atom economy.

Introduction

The (*E*)- β -methoxyacrylate subunit is found in various biologically active natural products such as dihydrokawain,¹ tetronic acids,² five- and six-membered lactones,^{3–10} and β -methoxyacrylate antibiotics,^{11–14} including melithiazol¹² and haliangicin¹⁴ (Figure 1). An *E*-configuration of the methoxyacrylate (MOA) moiety is decisive for biological activity.^{15,16}

In view of their tremendous synthetic importance, sustainable, stereoselective synthetic entries to (*E*)- β -MOA are constantly sought. Existing synthetic strategies all have their drawbacks (Scheme 1). The addition of methanol to propargylic esters (A) suffers from the poor availability of the starting materials and calls for toxic or expensive catalysts, e.g. mercury,¹⁷ lead,¹⁸ or gold complexes, or has poor chemoselectivity.¹⁹ The photochemical coupling of sulfur ylides with chromium Fischer



Scheme 1 Synthetic routes to β -methoxyacrylates.

carbene complexes (B) gives poor stereoselectivity and produces stoichiometric amounts of sulfoxide and toxic chromium waste.^{20–22} Stereoselective syntheses, e.g. *via* Claisen condensation of a lactone with methyl formate, methylation with dimethyl carbonate and subsequent ring opening, require multiple steps.²³ The palladium-catalysed methoxycarbonylation of terminal alkynes reported by Kato and Akita (C) is efficient but suffers from the use of toxic carbon monoxide and stoichiometric amounts of benzoquinone (BQ) as the oxidant.^{24,25}

From a sustainable chemistry standpoint, the addition of alkyl carbonates across terminal alkynes would represent one of the best conceivable synthetic concepts to access (*E*)- β -MOA.

In the proposed strategy, the alkyl carbonate would act as the source of both the alkyl carboxylate and the alkoxy group, resulting in maximal atom economy, since all atoms of the reagents are incorporated in the desired product (D). Scheme 2 shows the proposed mechanism for this transformation. In the first step, the base B[−] deprotonates the terminal alkyne to the acetylide (step (I)), which affords the propargylic ester after nucleophilic addition of dimethyl carbonate and elimination of the alkoxide (step (II)). The latter then adds to the C–C triple bond (step (III)), and the (*E*) or (*Z*)-products form upon protonation (IV).

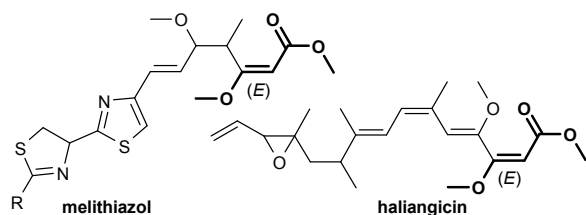


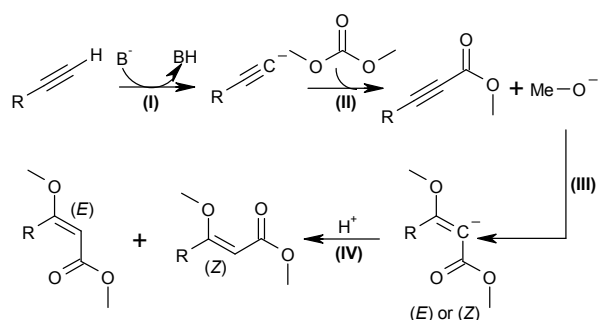
Figure 1 Bioactive natural compounds bearing a (*E*)- β -methoxyacrylate moiety.

^a Fakultät für Chemie und Biochemie, Ruhr Universität Bochum, Universitätsstr. 150, 44801 Bochum (Germany). E-mail: lukas.goossen@rub.de

Electronic Supplementary Information (ESI) available: [details of any supplementary information available should be included here]. See DOI: 10.1039/x0xx00000x

COMMUNICATION

Journal Name

Scheme 2 Mechanism for the β -MOA synthesis from dimethyl carbonate.

Dimethyl carbonate is a “green” reagent, because it is a non-toxic, non-irritating liquid (bp. 90.3 °C) which is neither on the list of volatile organic compounds (VOCs), nor does it contribute to tropospheric ozone formation.^{26,27} It is used industrially as a solvent, fuel additive, and sustainable alternative to phosgene or harmful methylating agents.²⁸ Dimethyl carbonate is accessible from methanol and carbon dioxide, potentially contributing to CO₂ sequestration.²⁸ However, the only report on its addition to alkynes dates back to 1949, and states that in the reaction of phenylacetylene with either dimethyl or diethyl carbonate, a hard-to-separate mixture of a β -alkoxyacrylate with unidentified stereochemistry and a ketal was obtained.²⁹ In order to turn this intriguing concept into an expedient synthetic entry to (*E*)- β -MOA, the chemo- and stereochemistry of the reaction needed to be controlled efficiently.

Results and Discussion

Using the reaction of phenylacetylene (**1a**) with dimethyl carbonate (**2a**) as a model, we systematically investigated various reaction conditions. The logical first choice for the base was potassium methoxide, since methoxide ions would be released during the process in any case (Step (II)) and are known to deprotonate alkynes. In the presence of stoichiometric amounts of potassium methoxide in 2 mL dimethyl carbonate, the desired (*E*)-methyl 3-methoxy-3-phenylprop-2-enoate (**3aa**) was detected in 54% yield, along with 12% of the ketal by-product **4aa** (Table 1, entry 1). By reducing the amount to 30 or 10 mol% KOMe, the yield increased to 74% or 80%, respectively, with good *E/Z* ratios, but 12% of ketal by-product **4aa** were still formed (Table 1, entries 2-3).

In order to minimize the amount of **4aa**, which is hard to separate from the desired product **3aa**, we reduced the amount of dimethyl carbonate to 1.2 equivalents and added an external solvent (Table 1, entries 4-7; see also the supporting information S1, entries 3-5). Good yields with low amounts of ketal **4aa** were obtained in polar aprotic solvents (Table 1, entries 4-5). DMSO gave the best yield and selectivity (Table 1, entry 7). The yield of product **3aa** was improved further by increasing neither the temperature nor the amount of dimethyl carbonate (S1, entries 1-2).

Table 1 Optimization of base and the reaction conditions.

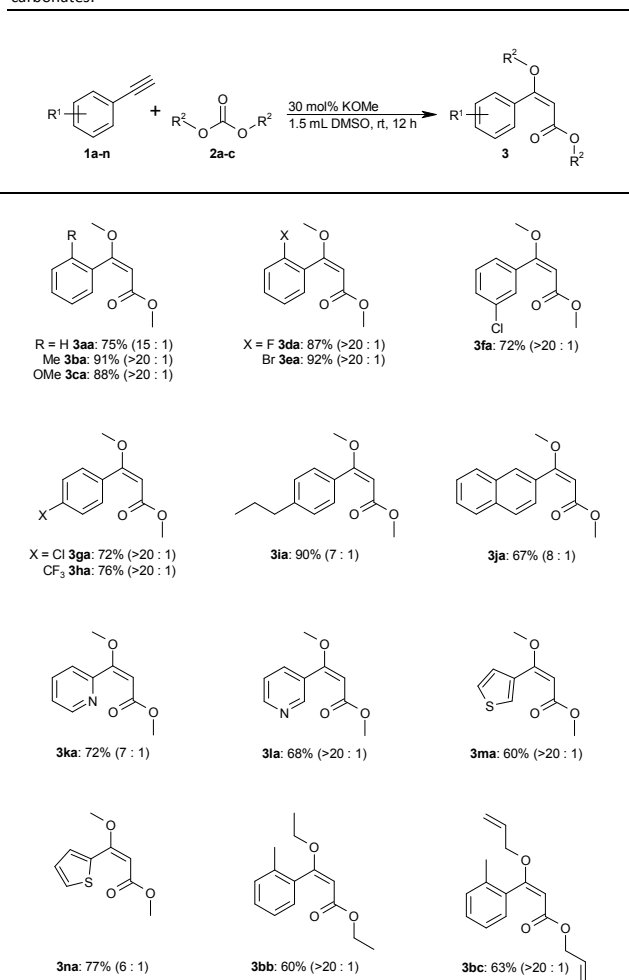
Entry	Base (mol%)	Solvent	Conv. ^b (%)	Yield ^b (%)		
				3aa	4aa	<i>E/Z</i>
1	KOMe (100)	DMC	100	54	12	6 : 1
2	KOMe (30)	DMC	100	74	12	12 : 1
3	KOMe (10)	DMC	100	80	12	10 : 1
4	KOMe (30)	PC	-	-	-	-
5	KOMe (30)	DMF	100	70	2	13 : 1
6	KOMe (30)	NMP	100	76	6	11 : 1
7	KOMe (30)	DMSO	100	80	4	15 : 1
8	KOMe (10)	DMSO	8	5	-	-
9	NaOMe (30)	DMSO	-	-	-	-
10	KO ^t Bu (30)	DMSO	100	77	3	13 : 1
11	LDA (30)	DMSO	53	9	-	7 : 1
12	Cs ₂ CO ₃ (30)	DMSO	-	-	-	-
13 ^c	KOMe (30)	DMSO	100	89 (75) ^d	6	15 : 1

^a Reaction conditions: 0.50 mmol of **1a**, 0.60 mmol of **2a**, 10-100 mol% base, 2 mL solvent, 12 h, rt. ^b Conversions, yields and *E/Z* ratios were determined by GC using *n*-dodecane as internal standard. ^c Dropwise addition of 1.00 mmol of **1a** in 0.5 mL DMSO to 1.20 mmol of **2a** and 0.30 mmol of KOMe in 1 mL DMSO over 45 min, 12 h, rt. ^d Isolated yield. PC = propylene carbonate.

With less base, the conversion dropped to only 8% (Table 1, entry 3). No conversion at all was observed when sodium methoxide was used instead of the potassium salt (Table 1, entry 9). Potassium *tert*-butoxide afforded 77% yield of **3aa** (Table 1, entry 10), whereas All other bases were ineffective (Table 1, entry 11-12). The amount of solvent could to be reduced to 1 mL without negatively affecting the yield (S1, entries 6). The best procedure consisted of adding the alkyne dropwise to a stirred solution of dimethyl carbonate and 30 mol% potassium methoxide in DMSO (Table 1, entry 13).

In the presence of 50 μ L of water, no conversion was observed, presumably due to deactivation of the catalytic methoxide base (S1, entry 7). The yield is also slightly decreased when the reaction is performed under air instead of a nitrogen atmosphere (S1, entry 8).

With an efficient reaction protocol in hand, we next investigated its scope using various alkynes (**1**) and carbonates (**2**). As shown in Table 2, both electron-rich and electron-deficient aromatic alkynes were selectively converted to the (*E*)- β -MOA (**3**) in good to excellent yields and high chemo- and regioselectivity.

Table 2 Scope for the synthesis of β -alkoxyacrylates from aromatic alkynes and dialkyl carbonates.

^a Reaction conditions: Dropwise addition of 1.00 mmol of **1** in 0.5 mL DMSO to 1.20 mmol of **2** and 0.30 mmol of KOMe in 1 mL DMSO over 45 min, 12 h, rt. Isolated yield. E/Z values are given in parentheses.

Common functionalities including methoxy, fluoro, bromo, chloro, and trifluoromethyl groups are tolerated. Heteroaromatic alkynes, such as pyridine or thiophene derivatives, also gave the desired products in good yields (Table 2, **3ka-3na**).

The protocol also extends to other carbonates, as was shown by the addition of diethyl and diallyl carbonate (**2b** and **2c**) to 2-ethynyltoluene (**1b**). Only trace amounts of methoxy-substituted by-products were observed resulting from transesterification with the methoxide base. Diphenyl carbonate gave no conversion. Instead, the methoxide undergoes quantitative transesterification with diphenyl carbonate and the resulting phenolate is not sufficiently basic to deprotonate a terminal alkyne (see Step (I) in the proposed mechanism; Scheme 2).

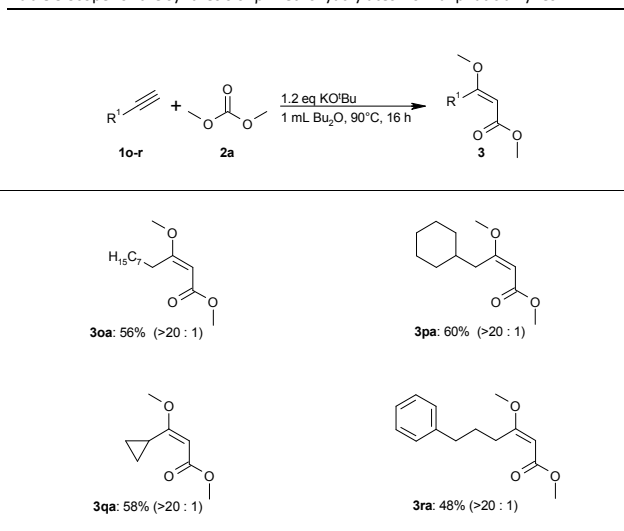
The less acidic aliphatic alkynes could not be converted under these exceptionally mild conditions. Additional screening (see

supporting information S2) showed that aliphatic alkynes were converted to the desired aliphatic (*E*)- β -methoxyacrylates (**3**) in moderate yields using stoichiometric amounts of *tert*-butoxide in dibutyl ether at 90 °C (Table 3).

The scalability of the reaction was demonstrated on 15 mmol scale by the synthesis of *ortho*-bromophenyl (*E*)- β -MOA **3ea**, which is a useful synthetic intermediate towards a variety of compounds with fungicidal activity.³⁰ Simple distillation of the crude reaction mixture yielded **3ea** in pure form and 80 % yield. The E-factor (total kg waste / kg product) for the large scale synthesis of **3ea** of 5.2 demonstrates the sustainability of this process (see S9 for the calculations). This is an excellent value in comparison to E-factors in chemical industry for the production of fine chemicals, which are typically in the range of 5-50.³¹ By recycling the solvent, the E-factor may further be reduced, ideally down to 1.5.

To elucidate the origin of the high stereoselectivity, we subjected an *E/Z*-mixture of **3aa** to the reaction conditions. Within 12h, the *E/Z* ratio changed to 15:1 in favor of the *E*-isomer. This points to interconversion between isomers and indicates that the *E*-isomer is thermodynamically more stable. The high *E/Z* ratio is a consequence of the unprecedentedly low reaction temperature.

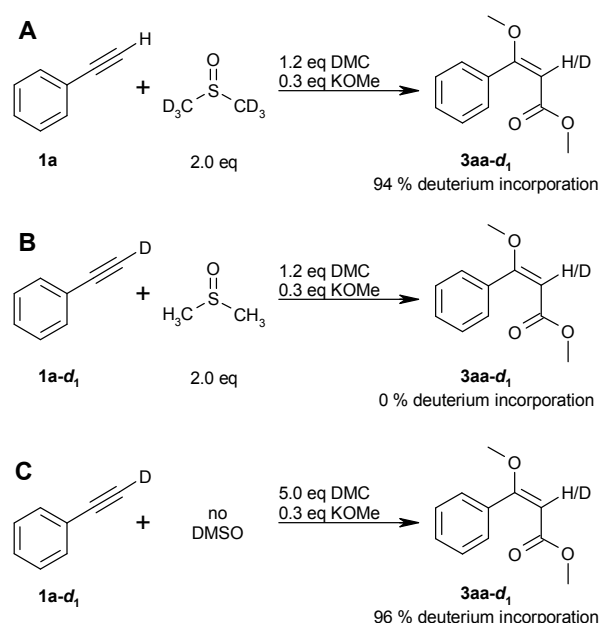
Deuterium labelling experiments were performed for further insight into the reaction mechanism, as well as to clarify the origin of the olefinic proton (see Step (IV) in the proposed mechanism; Scheme 2). The reaction of phenylacetylene (**1a**) with dimethyl carbonate (**2a**) in DMSO-*d*₆ resulted in a deuterium incorporation of 94% (Scheme 3 A), whereas the reaction of *d*₁-phenylacetylene (**1a-d**₁) in non-deuterated DMSO showed no deuterium incorporation (Scheme 3 B), thus indicating that the olefinic proton originates from the solvent.

Table 3 Scope for the synthesis of β -methoxyacrylates from aliphatic alkynes.

^a Reaction conditions: 1.00 mmol of **1**, 3.00 mmol of **2a**, 1.20 mmol of KOtBu, 1 mL Bu₂O, 16 h, 90 °C. Isolated yield. E/Z values are given in parentheses.

COMMUNICATION

Journal Name



Scheme 3 Deuterium labeling experiments.

In contrast, the deuterium incorporation was 96% for the reaction of d_1 -phenylacetylene (**1a-d₁**) in the absence of DMSO (Scheme 3 **C**), indicating that the alkyne proton is transferred to the product in case no other proton source is available.

Conclusions

The alkoxide-catalyzed addition of alkyl carbonates to terminal alkynes represents an efficient approach for the stereoselective synthesis of synthetically valuable (*E*)- β -methoxyacrylates. The protocol offers a broad substrate scope covering a broad range of functionalized arenes and heteroarenes. Due to its remarkably high atom economy and low E-factor, this synthetic route is highly sustainable and interesting also for industrial applications.

Acknowledgments

We thank A. Konkel for technical assistance and the Fonds der Chemischen Industrie (fellowship to T.W.) and the Deutsche Bundesstiftung Umwelt (fellowship to E.R.) for financial support.

Notes and references

- 1 A. G. van Veen, *Recl. Trav. Chim. Pays-Bas*, 1939, **58**, 521–527.
- 2 A. Zografos and D. Georgiadis, *Synthesis*, 2006, **19**, 3157–3188.
- 3 C. Li, M. V. Nitka, J. B. Gloer, J. Campbell and C. A. Shearer, *J. Nat. Prod.*, 2003, **66**, 1302–1306.
- 4 N. G. Clemono and G. Pattenden, *Tetrahedron Lett.*, 1982, **23**, 585–588.

- 5 K. Umezawa, M. Tachibana, C. Matsui, Y. Takeuchi and E. Suzuki, *HETEROCYCLES*, 2008, **76**, 1561.
- 6 K. Kobayashi and T. Ui, *J. Chem. Soc. Chem. Commun.*, 1977, 774a–774a.
- 7 M. W. Klohs, F. Keller, R. E. Williams, M. I. Toekes and G. E. Cronheim, *J. Med. Pharm. Chem.*, 1959, **1**, 95–103.
- 8 K. Gerth, P. Washausen, G. Höfle, H. Irschik and H. Reichenbach, *J. Antibiot. (Tokyo)*, 1996, **49**, 71–75.
- 9 H. Achenbach and G. Wittmann, *Tetrahedron Lett.*, 1970, **11**, 3259–3262.
- 10 T. Hashimoto, M. Suganuma, H. Fujiki, M. Yamada, T. Kohno and X. Asakawa, *Phytomedicine*, 2003, **10**, 309–317.
- 11 Y. Suzuki, M. Ojika, Y. Sakagami, R. Fudou and S. Yamanaka, *Tetrahedron*, 1998, **54**, 11399–11404.
- 12 F. Sasse, B. Böhlendorf, M. Herrmann, B. Kunze, E. Forche, H. Steinmetz, G. Höfle, H. Reichenbach and M. Hermann, *J. Antibiot. (Tokyo)*, 1999, **52**, 721–729.
- 13 K. Gerth, H. Irschik, H. Reichenbach and W. Trowitzsch, *J. Antibiot. (Tokyo)*, 1980, **33**, 1474–1479.
- 14 B. A. Kundim, Y. Itou, Y. Sakagami, R. Fudou, T. Iizuka, S. Yamanaka and M. Ojika, *J. Antibiot. (Tokyo)*, 2003, **56**, 630–638.
- 15 H. Sauter, W. Steglich and T. Anke, *Angew. Chem. Int. Ed.*, 1999, **38**, 1328–1349; *Angew. Chem.*, 1999, **111**, 1416–1438.
- 16 RÖMPP Online, <https://roempp.thieme.de/roempp4.0/do/data/RD-06-02102>, (accessed April 2016).
- 17 M. Bassetti and B. Floris, *J. Chem. Soc. Perkin Trans. 2*, 1988, 227–233.
- 18 A. G. Davies and R. J. Puddephatt, *J. Chem. Soc. C Org.*, 1968, 1479–1483.
- 19 J. H. Teles, S. Brode and M. Chabanas, *Angew. Chem. Int. Ed.*, 1998, **37**, 1415–1418; *Angew. Chem.*, 1998, **110**, 1475–1478.
- 20 B. Alcaide, G. Dominguez, J. Rodriguez-Lopez and M. A. Sierra, *Organometallics*, 1992, **11**, 1979–1981.
- 21 B. Alcaide, L. Casarrubios, G. Domínguez and M. A. Sierra, *Organometallics*, 1996, **15**, 4612–4617.
- 22 R. Chaudhuri and U. Kazmaier, *Synlett*, 2014, **25**, 693–695.
- 23 W. Krämer, U. Schirmer, P. Jeschke and M. Witschel, *Modern Crop Protection Compounds*, Wiley-VCH, Weinheim, 2011.
- 24 K. Kato, S. Motodate, T. Mochida, T. Kobayashi and H. Akita, *Angew. Chem. Int. Ed.*, 2009, **48**, 3326–3328; *Angew. Chem.*, 2009, **121**, 3376–3378.
- 25 S. Motodate, T. Kobayashi, M. Fujii, T. Mochida, T. Kusakabe, S. Katoh, H. Akita and K. Kato, *Chem. – Asian J.*, 2010, **5**, 2221–2230.
- 26 P. Tundo and M. Selva, *Acc. Chem. Res.*, 2002, **35**, 706–716.
- 27 Environmental Protection Agency, 2009, (EPA-HQ-OAR-2006-0948), Research Triangle Park, NC 27711.
- 28 B. A. V. Santos, V. M. T. M. Silva, J. M. Loureiro and A. E. Rodrigues, *ChemBioEng Rev.*, 2014, **1**, 214–229.
- 29 W. J. Croxall and H. J. Schneider, *J. Am. Chem. Soc.*, 1949, **71**, 1257–1260.
- 30 EP, 0525516A2, 1993.
- 31 R. A. Sheldon, *Green Chem.*, 2007, **9**, 1273–1283.

Terminal alkynes were converted to (*E*)- β -alkoxyacrylates *via* regio- and stereoselective addition of dialky carbonates catalyzed by potassium methoxide.

