

Cite this: *RSC Adv.*, 2018, 8, 11536

Received 19th January 2018

Accepted 7th March 2018

DOI: 10.1039/c8ra00564h

rsc.li/rsc-advances

PtO₂/PTSA system catalyzed regioselective hydration of internal arylalkynes bearing electron withdrawing groups†

Hsin-Ping Lin, Nada Ibrahim, Olivier Provot,  Mouad Alami * and Abdallah Hamze *

A highly efficient PtO₂/PTSA catalyst system for the hydration of a wide array of alkynes was developed. This method proved to be compatible with a large range of functional groups and the ketone products were obtained in high yields. The scope of this methodology was also extended to the synthesis of 3-aryl-isochromenones, -indoles and -benzofurans.

1 Introduction

Alkyne, which is one of the widely used building blocks in organic synthesis constitutes the toolbox of organic chemists, biochemists, and materials scientists.¹ Acetylene chemistry has driven the development of numerous methodologies and various synthetic procedures for many products such as ketones, enynes, and metal acetylides of significant interest to both synthetic and medicinal chemists.² Among these important applications, the hydration of alkynes is one of the most straightforward and largely studied reactions for the synthesis of carbonyl compounds.³ Since these reactions require a long time to be catalyzed under acidic conditions, they are suitable only for electron-rich alkynes.⁴ The toxic mercury salt has served as a catalyst for the addition of water and alcohol to unactivated alkynes.⁵ Alternative and less harmful Au (iii) and Pt (ii) salts have been used, but they have turned out to be less efficient.⁶ Regarding the substantial importance of this transformation, the Teles *et al.* and Tanaka *et al.* have separately reported the first and very efficient method for hydration of alkynes using cationic gold (i) complexes of [(PR₃)Au]⁺ type.⁷ Nowadays, a variety of catalytic systems including ruthenium,⁸ rhodium,⁹ iridium(iii),¹⁰ and palladium¹¹ have been well developed for these transformations and have been shown to perform the reaction at different levels of success; among these, gold might be considered by now as the standard catalyst for terminal and internal alkynes hydration with high degree of efficiency.^{7b,12} However, gold catalyzed hydration of alkynes has some shortcomings, for example, using high acid concentration and

relatively high catalyst loadings. Recently, developing bulky *N*-heterocyclic carbene gold (i) chloride complexes enabled hydration not only under acid-free conditions^{7b} but also at low catalyst loadings (<10 ppm).^{12a} Nevertheless, the reaction required high temperature to proceed. In addition to the aforementioned, regioselectivity is an important feature to be considered; for example, the hydration of terminal alkyne occurred *via* Markovnikov-type addition, while with unsymmetrical internal alkynes, only moderate regioselectivities were obtained.

A recent study showed the regiochemistry in these reactions with a set of examples highlighting the challenges and survey of some of the strategies engaged to address this problem, which has remained a major concern up to now.¹³ We have no doubt about the great advances achieved in this research area, but we believe that there is still room for improvement, principally in the area of the regioselective hydration and of internal alkynes bearing electron withdrawing groups.

In these regards, our group reported previously the use of PTSA in refluxing alcoholic media for the hydration of electron-rich arylalkynes.¹⁴ As expected, no reaction was observed in the presence of electron withdrawing groups (unpublished results).¹⁵ With the aim of developing a general catalytic system for carbon-carbon triple bond activation we demonstrated that heterogeneous platinum oxide is a competent catalyst for hydrosilylation of unsymmetrical internal arylalkynes.¹⁶ Depending on the source of the solvents used, we observed by gas chromatography some traces of carbonyl compounds in the crude mixture, particularly when solvents were not completely dry, setting off clearly from the water addition to alkyne. We have paid a very close attention to this reaction since hydration of activated alkyne proceeded well with Pt (ii)^{6a} salts or Pt(iv)¹⁷ under carbon monoxide pressure (200 psi of CO) system but not with the platinum oxide as far as we know.

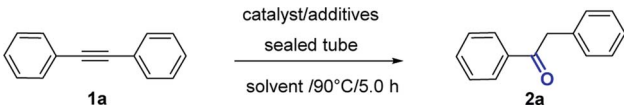
We wondered whether the catalytic activity of PtO₂ would achieve hydration of internal alkynes bearing EWG in

BioCIS, Univ. Paris-Sud, CNRS, équipe Labellisée Ligue Contre le Cancer, Université Paris-Saclay, 92290, Châtenay-Malabry, France. E-mail: abdallah.hamze@u-psud.fr; mouad.alami@u-psud.fr

† Electronic supplementary information (ESI) available: For experimental details, copies of ¹H and ¹³C NMR spectra for all new compounds. See DOI: 10.1039/c8ra00564h



Table 1 Optimization conditions for alkyne hydration^a

					
Entry	[M] (X mol%)	Additive (10 mol%)	Solvent	H ₂ O (equiv.)	Yield ^b (%)
1	—	PTSA	MeOH	—	0
2	—	PTSA	MeOH	3.3	0
3	PtO ₂ (5)	—	MeOH	3.3	5
4	PtO ₂ (5)	PTSA	MeOH	—	42
5 ^c	PtO ₂ (5)	PTSA	MeOH	3.3	98
6	PtO ₂ (5)	H ₂ SO ₄	MeOH	3.3	90
7	PtO ₂ (5)	CF ₃ COOH	MeOH	3.3	30
8	PtO ₂ (5)	HCOOH	MeOH	3.3	15
9	PtO ₂ (5)	PTSA	EtOH	3.3	40
10	PtO ₂ (5)	PTSA	Dioxane	3.3	15
11	H ₂ PtCl ₆ (5)	PTSA	MeOH	3.3	65
12	Pt(acac) ₃ (5)	PTSA	MeOH	3.3	25
13	PtCl ₂ (5)	PTSA	MeOH	3.3	91
14 ^d	PdCl ₂ (5)	PTSA	MeOH	3.3	0
15	FeCl ₃ (5)	PTSA	MeOH	3.3	0
16	Cu(OTf) ₂ (5)	PTSA	MeOH	3.3	0
17	CoBr ₂ (5)	PTSA	MeOH	3.3	0
18 ^e	AgBF ₄ (5)	PTSA	MeOH	3.3	40
19	(IPr)AuCl (1)	—	MeOH/H ₂ O (2 : 1)	—	0
20 ^f	(Ph ₃ P)AuCH ₃ (1)	H ₂ SO ₄	MeOH	3.3	53
21 ^{d,g}	PtO ₂ (1)	PTSA	MeOH	3.3	88

^a Reaction conditions: [catalyst] X mol%, PTSA 10 mol%, alkyne 1 mmol, H₂O (3.3 equiv.), MeOH (2.2 mL), 90 °C in a sealed tube. ^b Isolated yield of **2a**. ^c Performing the reaction at 60 °C furnished ketone **2a** in 80% yield. ^d The reaction was performed overnight. ^e Conditions from Li *et al.*,¹⁹ the reaction was performed at 110 °C, 6 h. ^f Conditions from Tanaka *et al.*,^{7b} reaction was performed at 70 °C, 5 h. ^g Performing the reaction at a gram scale (1.87 g) gave **2a** in 80% isolated yield.

a regioselective manner and relatively low catalyst loading. Moreover, we tended to consider the catalysis from an economical point of view with regards to recycling the catalyst and making scalable reactions and finally expanding the reaction to the synthesis of useful heterocycles such as lactones, furans and indoles. In this study, we report that the use of PtO₂/PTSA combination in MeOH/H₂O serves as a general catalytic system for alkyne hydration with an improvement in activity for diarylalkynes irrespective of the electronic nature of the substituents (electron rich or poor) and regardless of their position on the aromatic ring (*ortho*, *meta*, *para*).

2 Results and discussion

As previously mentioned, we started our optimization studies on the hydration of diphenylacetylene **1a** by relying on our previous finding that PTSA promotes water addition-type reactions. For the initial conditions, PTSA (10 mol%) with refluxing in EtOH or MeOH was found to be inactive for the hydration of **1a** (Table 1, entry 1). The study of the reaction mechanism (*vide infra*) revealed that water would be required for the hydrolysis of the reaction intermediate; hence, we subsequently investigated the addition of water to the reaction mixture. Indeed, addition of water to the methanolic solution did not improve the yield

(entry 2). The reaction between **1a** and PtO₂ (5 mol%) in MeOH led to the formation of the desired product in a low yield (5%, entry 3). Performing this reaction in the presence of PtO₂ (5 mol%) and with catalytic amount of PTSA (10 mol%) in MeOH produced the desired compound **2a** in a moderate yield (42%, entry 4). Next, we found that the combination of PtO₂/PTSA/MeOH in the presence of H₂O had a drastic effect on

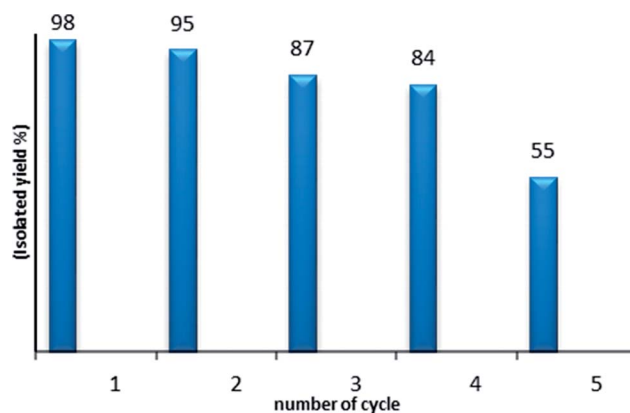


Fig. 1 Recycling of PtO₂: the hydration of diphenylacetylene **1a** catalyzed by PtO₂ (5 mol%), PTSA 10 mol% in MeOH (2.2 mL), H₂O (3.3 equiv.).

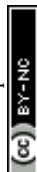
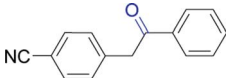
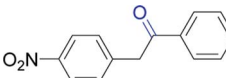
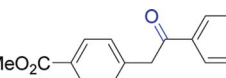
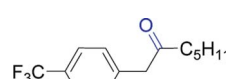
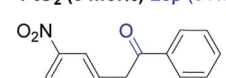
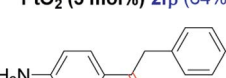
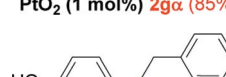
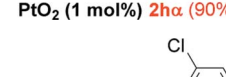
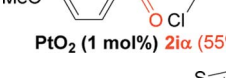
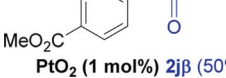
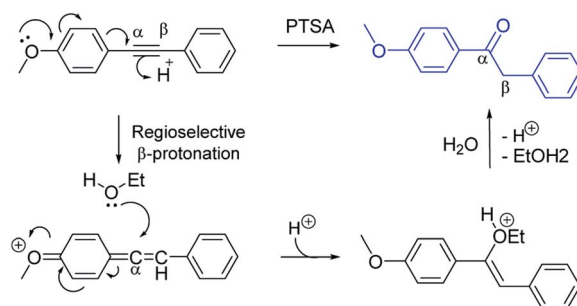


Table 2 Scope of the hydration of *para*- and *meta*-alkynes catalyzed by the PtO₂-PTSA system

$\text{R}^1-\overset{\alpha}{\text{C}}\equiv\overset{\beta}{\text{C}}-\text{R}^2 \quad \xrightarrow[\text{MeOH/H}_2\text{O (3.3 equiv), sealed tube, 90 }^\circ\text{C/5.0 h}]{\text{Conditions}}$		
$\text{R}^1-\overset{\alpha}{\text{C}}(\text{R}^2)-\overset{\beta}{\text{C}}(\text{R}^2) \quad \text{2}\alpha \quad + \quad \text{R}^1-\overset{\alpha}{\text{C}}(\text{R}^2)-\overset{\beta}{\text{C}}(\text{R}^2) \quad \text{2}\beta$		
Entry	Conditions	
	PtO ₂ X mol%/PTSA ^a 10 mol%, yield ^c	PTSA ^b 10 mol%, yield ^c
1	 PtO ₂ (5 mol%) 2bβ (63%)	NR ^d
2 ^e	 PtO ₂ (5 mol%) 2cβ (62%)	NR ^d
3 ^f	 PtO ₂ (5 mol%) 2dβ (60%)	NR ^d
4	 PtO ₂ (5 mol%) 2eβ (91%)	NR ^d
5 ^{g,e}	 PtO ₂ (5 mol%) 2fβ (64%)	NR ^d
6	 PtO ₂ (1 mol%) 2gα (85%)	2gα (79%) ^h
7	 PtO ₂ (1 mol%) 2hα (90%)	2hα (75%)
8 ^e	 PtO ₂ (1 mol%) 2iα (55%)	NR ^d
9 ^e	 PtO ₂ (1 mol%) 2jβ (50%)	NR ^d
10	 PtO ₂ (1 mol%) 2kα (82%)	NR ^d

^a Reactions conditions: PtO₂ X mol%, PTSA 10 mol%, alkyne 1 mmol, H₂O (3.3 equiv.), MeOH (2.2 mL), 90 °C in a sealed tube. ^b Same conditions as before but without the addition of PtO₂. ^c Isolated yield of product 2. ^d NR: no reaction was observed without the addition of PtO₂. ^e Reaction was carried out at 130 °C. ^f Obtained as separable 80/20 mixture with the other α-regioisomer. ^g Obtained as separable 95/5 mixture with the other α-regioisomer. ^h Reaction without PtO₂ needs heating under MWI at 150 °C and the addition of 1 equiv. of PTSA.

**Scheme 1** Plausible mechanism for hydration of electron rich 1,2-diphenylethyne with PTSA.

the reaction efficiency and compound **1a** was quantitatively converted to ketone **2a** (entry 5). Decreasing the temperature of the reaction from 90 °C to 60 °C led to a slight decrease in the yield (98% vs. 80%). Furthermore, we investigated the use of other Brønsted acid sources such as H₂SO₄ (90%), which gave a close yield to PTSA (entry 6). However, in the presence of CF₃COOH (entry 7) or HCOOH (entry 8), a low yield of **2a** was obtained as compared to the most effective Brønsted acid (PTSA). The nature of the solvent significantly affected the hydration reaction since the use of EtOH or dioxane instead of MeOH considerably decreased the yield (entries 9–10). As PtO₂ proved to be the most effective catalyst for this transformation, a variety of platinum catalysts were evaluated. Speier's catalyst (H₂PtCl₆) and platinum(II) acetylacetonate Pt(acac)₂ gave moderate and low yields, respectively (entries 11–12). However, a good yield was obtained with PtCl₂ (entry 13). Most of the starting material **1a** was recovered with palladium, iron, copper, and cobalt catalysts (entries 14–17) and a low yield of ketone **2a**

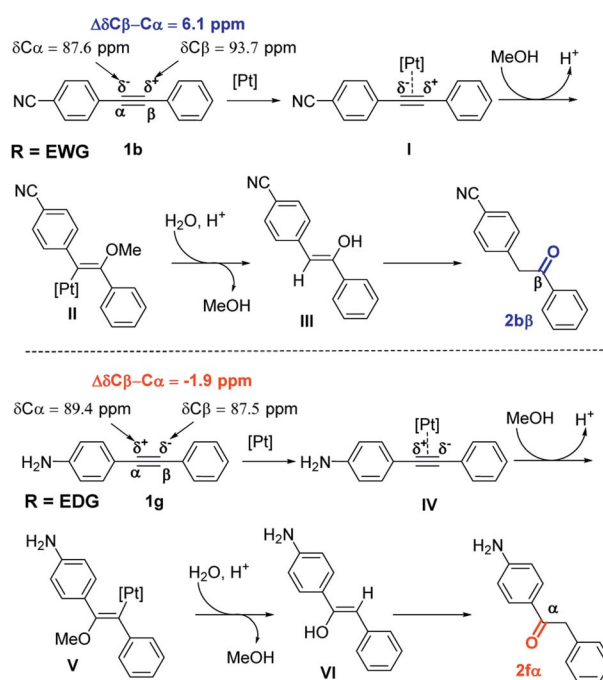
**Scheme 2** Mechanism of hydration of arylalkynes with platinum/PTSA catalyst system.

Table 3 Scope of the cyclization of *ortho*-alkynes catalyzed by Pt-PTSA system

$ \begin{array}{c} \text{R}^1-\text{C}\equiv\text{C}-\text{R}^2 \\ \text{1} \end{array} \xrightarrow[\text{MeOH/H}_2\text{O (3.3 equiv)}]{\text{Conditions}} \begin{array}{c} \text{Het} \\ \text{2} \end{array} \text{ or } \begin{array}{c} \text{R}^1-\text{C}(=\text{O})-\text{R}^2 \\ \text{2a} \end{array} $			
Conditions sealed tube, 90 °C/5.0 h			
Entry	Alkyne 1	PtO ₂ X ^a mol%, PTSA 10 mol%, yield ^c	— ^b , PTSA 10 mol%, yield ^d
1		 PtO ₂ (5 mol%) 2l ^e (65%)	NR ^e
2		 PtO ₂ (5 mol%) 2l (80%)	NR ^e
3		 PtO ₂ (1 mol%) 2m (82%)	 2ma (50%)
4		 PtO ₂ (1 mol%) 2n (82%)	 2na (30%)
5		 PtO ₂ (1 mol%) 2o (94%)	 2oa (40%)

^a Reactions conditions: PtO₂ X mol%, PTSA 10 mol%, alkyne 1 mmol, H₂O (3.3 equiv.), MeOH (2.2 mL), 90 °C in a sealed tube. ^b Same conditions as before but without the addition of PtO₂. ^c Isolated yield of product 2. ^d Reaction was realized at 130 °C. ^e NR: no reaction was observed without the addition of PtO₂.

was obtained even with a prolonged reaction time when silver-catalyzed (AgBF₄) was used (entry 18).¹⁸ Next, we examined the hydration of alkyne **1a** under commercial Au^I-catalyst system (entries 19–20). No reaction occurred when 1,2-diphenylethyne **1a** was used as the substrate under cationic gold(I) species [(IPr)AuCl] as described by Li *et al.*¹⁹ in the presence of MeOH/H₂O at 110 °C (entry 18). As with stable gold complex (Ph₃P)AuCH₃, **2a** was obtained only in a 53% yield.^{7b} In particular, with longer reaction time (12 h), we were able to decrease the catalyst loading of PtO₂ to 1 mol% with minor effect on the yield (Table 1, entry 21).

In addition, the robustness of the catalytic conditions is demonstrated through gram scale synthesis of the hydration product **2a** and reaction of **1a** with the new catalytic system (entry 18) was successfully completed on a 1.87 g scale (10.5 mmol), giving rise to **2a** with 80% yield.

As the reusability and the recovery of the catalyst are very important issues, we then studied the recycling of PtO₂ in the hydration reaction of diphenylacetylene **1a** (Fig. 1). For this, after each run, the MeOH/water solvent was directly evaporated; then, hexane was added at room temperature and the medium was stirred for 20 min. After sedimentation of the solid, the

liquid was poured out and the remaining solid catalyst was washed with hexane twice, dried and reused. PtO₂ was used four times without any significant decrease of the catalytic activity.

Next, we explored the scope of this reaction with various dissymmetrical alkynes (Table 2). Alkynes having EWGs on *para* position such as NO₂, CN, and CF₃ were efficiently converted to their corresponding ketones with complete β-regioselectivity (entries 1–2 and 4). However, in the case of alkyne substituted with a *para* ester (CO₂Me), a mixture of two separable regioisomers (80 : 20) was obtained, in which the β-regioisomer predominated (entry 3).

Alkyne having a *meta* nitro group was successfully regioselectively hydrated into the corresponding ketone **2fb** with good yield (entry 5). In comparison to 1,2-diphenylethyne, the hydration of the electron-poor alkynes (entries 1–5) requires the addition of 5 mol% PtO₂ to occur. Next, we applied our conditions with electron-rich internal alkynes. Alkynes having free amino or hydroxyl group in *para*-position were successfully converted into the corresponding α-ketone derivatives in excellent yields with only (1 mol%) of PtO₂ (entries 6–7). It is important to note for compound **2ga** that without the use of PtO₂, the reaction needs heating under MWI at 150 °C using 1

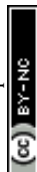


Table 4 Scope of the hydration of terminal-alkynes catalyzed by PtO₂-PTSA system

$\text{R}^1\text{—}\text{C}\equiv\text{C} \xrightarrow[\text{MeOH/H}_2\text{O (3.3 equiv), sealed tube, 90 }^\circ\text{C/5.0 h}]{\text{Conditions}} \text{R}^1\text{—}\text{C}(=\text{O})\text{—CH}_3$			
Entry	Alkyne 1	Conditions PtO ₂ 1 ^a mol%, PTSA 10 mol%, yield ^c	— ^b , PTSA 10 mol%, yield ^c
1		 2p (75%)	NR ^d
2		 2q (75%)	NR ^d
3		 2r (68%)	NR ^d
4		 2s (67%)	NR ^d
5		 2t (62%)	NR ^d
6		 2u (66%)	NR ^d

^a Reaction conditions: PtO₂ 1 mol%, PTSA 10 mol%, alkyne **1** mmol, H₂O (3.3 equiv.), MeOH (2.2 mL), 90 °C in a sealed tube. ^b Same conditions as before but without the addition of PtO₂. ^c Isolated yield of product **2**. ^d NR: no reaction was observed without the addition of PtO₂.

equiv. of PTSA.^{15a} Performing the hydration of push–pull alkyne led exclusively to the formation of α -regioisomer **2i α** (entry 8). In addition, our conditions were found to be efficient for the hydration of heteroaryl-alkyne; the β -ketone **2j β** was obtained with moderate yield (50%, entry 9). Finally, arylalkyl alkyne was easily hydrated under our conditions to give **2k α** as a single isomer with 82% yield (entry 10). Furthermore, these results were reproducible as summarized in Table 2, which represents the yields obtained from three parallel experiments.

2.1 Mechanism discussion

The PTSA-catalyzed hydration of alkyne requires the presence of electron-donating substituent in *para* or in *ortho*-position (Scheme 1). The methoxy-group in *para*-position could lead to an allene intermediate, followed by regioselective addition of ethanol to afford an enol form, which rearranges into ketone form after hydrolysis. Thus, terminal alkynes as well as non-activated arylalkynes (EDG) did not react under the reaction conditions using only *p*-toluenesulfonic acid as the catalyst.

A possible reaction mechanism is proposed to account for the hydration of arylalkynes catalyzed by PtO₂/PTSA combination (Scheme 2). Activation of the triple bond can be explained by the formation of π -complex (**I**) between platinum catalyst and the triple bond, followed by the regioselective addition of MeOH (species **II**). PTSA/H₂O catalyzed proto-demetalation and led to enol form (**III**), which rearranged into keto form **2**.

The regioselectivity of hydration of dissymmetrical alkynes depends on the nature of the substituent of the aromatic ring, which will induce polarization of the triple bond.

Analysis of ¹³C NMR chemical shifts of sp-carbon atoms of alkyne **1** can provide a good approximation for electronic polarization of *para*-alkyne derivatives. Indeed, for estimation of the electronic effects for conjugated systems, analysis of ¹³C NMR chemical shifts was routinely used.²⁰ The presence of EWG such as CN substituent in *para*-position increases the difference in the ¹³C NMR chemical shift of the signal arising from the $\Delta\delta\text{C}\beta\text{—C}\alpha$ atom from 0 ppm (R = H, diphenylacetylene) to 6.1 ppm (Scheme 2). A similar situation was observed with other EWG substituents such as NO₂ or CF₃.²¹ Accordingly, substituents on *para*-position such as CN, NO₂, and CF₃ polarize the triple bond in the same way, making the α -sp-carbon more electron-rich and the β -sp-carbon more electron-deficient. The catalytic cycle begins with the formation of Pt- π -alkyne complex **I** by coordination between alkyne **1b** and the platinum catalyst. Nucleophilic attack by PTSA on complex **I** led to the formation of intermediate **II**. Then, intermediate **II** evolved to enol **III** by protodemetalation in the presence of water in acidic media. Finally, isomerization of enol **III** produced the ketone **2b β** . As the reaction was performed in MeOH/water mixture, enol **III** can also be formed by the hydrolysis of vinyl ether intermediate, which can be obtained from the reaction between MeOH and intermediate **II**.

The presence of EDGs in *para*-position such as NH₂ induced an inversion of the polarization of the carbon–carbon triple bond (the C α atom becomes more electron-deficient than the C β atom). This resulted in the change of sign of $\Delta\delta\text{C}\beta\text{—C}\alpha$ values, which become negative ($\Delta\delta\text{C}\beta\text{—C}\alpha = -1.9$ ppm, Scheme 2). This can explain the inversion of the hydration regioselectivity in the case of *para*-EDG substituents.

We next examined the synthesis of an important class of heterocyclic compounds under our standard conditions. Thus, cyclization of *ortho*-substituted diarylalkynes proceeded well (Table 3) at 90 °C. Diarylalkynes bearing an *ortho*-cyano substituent on the aromatic ring **1l** provided the cyclized 3-phenyl-isochromen-1-one **2l** with low isolated yield (30%). Increasing the temperature of the reaction to 130 °C led to a significant increase in the formation of cyclic product **2l** in a good overall yield of 65% (Table 3, entry 1). As expected reaction with alkyne **1m** bearing an *ortho*-ester group (entry 2) gave again the same 3-phenyl-isochromen-1-one **2l** in good yield.

The scope of this cyclization was further examined with a variety of *ortho*-EDG-substituted diarylalkynes. Substrates bearing an *ortho*-amino group were successfully transformed to the corresponding indoles derivatives **2m–n** in good yields (entries 3–4). In the absence of PtO₂, reaction of aniline



derivatives (entries 3–4) results in the formation of the hydration products **2mα** and **2nα**. Starting the reaction from *ortho*-phenol alkyne **1p** leads to the formation of benzofuran derivative **2o** in 94% yield (entry 5), while on using only PTSA, product **2oα** was obtained.

Having succeeded in developing an efficient hydration process of electron deficient diarylalkynes, we next examined this protocol with terminal alkynes so as to compare this system to previously reported catalytic systems (Table 4). We were however delighted to see a successful hydration at 1 mol% of PtO₂, regardless of the electronic nature of the terminal alkynes. Thus, hydration of ethynylbenzene derivatives having electron-donating or electron-withdrawing groups efficiently proceeded to afford the corresponding ketones in good to excellent yields. Also, aryl alkynes having a methoxyl group in *meta*-position of the aryl ring reacted well and furnished the acetophenone derivatives **2q** in good yields. Additionally, terminal alkyne having a heterocyclic aromatic substituent such as thiophene reacts well under our standard conditions to afford the hydration product **2t** in good yield (62%).

The latter substrate (**2t**) was studied under PtCl₄–CO catalytic system developed by Blum *et al.*²² However in their study, an unsatisfactory yield of 30% was obtained. Furthermore, our protocol was also efficient for the hydration of aliphatic terminal alkyne and furnished the corresponding ketone **2u** with 66% yield.

3 Conclusions

In summary, PtO₂/PTSA in MeOH/H₂O proved to be a highly potent catalytic system for the transformation of non-activated internal and terminal alkynes to ketones. Performing this reaction in aqueous methanol enables the reaction to proceed smoothly and to afford excellent yields of the resultant ketones **2**. Furthermore, the results are highly reproducible and the platinum catalyst is conveniently recovered. This system proved to be compatible with a large range of functionalities including nitrile, nitro, ester, amino and hydroxyl functional groups. Additionally, the application of this methodology to internal *ortho*-alkynes provides flexible access to phenylisochromenones, indoles, and benzofurans.

Conflicts of interest

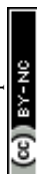
There are no conflicts to declare.

Acknowledgements

Authors gratefully acknowledge the support of this project by CNRS, Univ. Paris-Sud, as well as by La Ligue Nationale Contre le Cancer through an Equipe Labellisée 2014 grant. H.-P. L thanks the Taiwan Paris-Sud scholarship for a Ph.D. funding. Our laboratory is a member of the laboratory of excellence LERMIT supported by a grant from ANR (ANR-10-LABX-33).

Notes and references

- 1 F. Diederich, P. J. Stang and R. R. Tykwinski, *Acetylene Chemistry: Chemistry, Biology, and Material Science*, Wiley-VCH Verlag GmbH & Co. KGaA, 2005.
- 2 (a) D. R. Dreyer, H.-P. Jia and C. W. Bielawski, *Angew. Chem., Int. Ed.*, 2010, **49**, 6813; (b) M. Rubina, M. Conley and V. Gevorgyan, *J. Am. Chem. Soc.*, 2006, **128**, 5818; (c) V. P. Boyarskiy, D. S. Ryabukhin, N. A. Bokach and A. V. Vasilyev, *Chem. Rev.*, 2016, **116**, 5894.
- 3 (a) L. Hintermann and A. Labonne, *Synthesis*, 2007, 1121; (b) M. B. Smith and J. March, in *March's Advanced Organic Chemistry*, John Wiley & Sons, Inc., 2006, p. 999.
- 4 A. D. Allen, Y. Chiang, A. J. Kresge and T. T. Tidwell, *J. Org. Chem.*, 1982, **47**, 775.
- 5 M. Kutscheroff, *Ber. Dtsch. Chem. Ges.*, 1881, **14**, 1540.
- 6 (a) J. W. Hartman, W. C. Hiscox and P. W. Jennings, *J. Org. Chem.*, 1993, **58**, 7613; (b) J. W. Hartman and L. Sperry, *Tetrahedron Lett.*, 2004, **45**, 3787.
- 7 (a) J. H. Teles, S. Brode and M. Chabanas, *Angew. Chem., Int. Ed.*, 1998, **37**, 1415; (b) E. Mizushima, K. Sato, T. Hayashi and M. Tanaka, *Angew. Chem., Int. Ed.*, 2002, **41**, 4563.
- 8 (a) M. Tokunaga and Y. Wakatsuki, *Angew. Chem., Int. Ed.*, 1998, **37**, 2867; (b) P. S. Mainkar, V. Chippala, R. Chegondi and S. Chandrasekhar, *Synlett*, 2016, **27**, 1969.
- 9 J. Blum, H. Hummer and H. Alper, *J. Mol. Catal.*, 1992, **75**, 153.
- 10 S. Ogo, K. Uehara, T. Abura, Y. Watanabe and S. Fukuzumi, *J. Am. Chem. Soc.*, 2004, **126**, 16520.
- 11 (a) Z. Zhang, L. Wu, J. Liao, W. Wu, H. Jiang, J. Li and J. Li, *J. Org. Chem.*, 2015, **80**, 7594; (b) C. Xu, W. Du, Y. Zeng, B. Dai and H. Guo, *Org. Lett.*, 2014, **16**, 948.
- 12 (a) N. Marion, R. S. Ramón and S. P. Nolan, *J. Am. Chem. Soc.*, 2009, **131**, 448; (b) J. H. Teles, in *Modern Gold Catalyzed Synthesis*, Wiley-VCH Verlag GmbH & Co. KGaA, 2012, p. 201.
- 13 J. A. Goodwin and A. Aponick, *Chem. Commun.*, 2015, **51**, 8730.
- 14 (a) N. Olivi, E. Thomas, J. F. Peyrat, M. Alami and J. D. Brion, *Synlett*, 2004, 2175; (b) G. Le Bras, O. Provot, J. F. Peyrat, M. Alami and J. D. Brion, *Tetrahedron Lett.*, 2006, **47**, 5497.
- 15 (a) M. Jacubert, O. Provot, J.-F. Peyrat, A. Hamze, J.-D. Brion and M. Alami, *Tetrahedron*, 2010, **66**, 3775; (b) G. Le Bras, A. Hamze, S. Messaoudi, O. Provot, P.-B. Le Calvez, J.-D. Brion and M. Alami, *Synthesis*, 2008, 1607.
- 16 (a) A. Hamze, O. Provot, M. Alami and J.-D. Brion, *Org. Lett.*, 2005, **7**, 5625; (b) A. Hamze, O. Provot, J.-D. Brion and M. Alami, *Synthesis*, 2007, **2007**, 2025; (c) A. Hamze, O. Provot, J.-D. Brion and M. Alami, *J. Organomet. Chem.*, 2008, **693**, 2789.
- 17 W. Baidossi, M. Lahav and J. Blum, *J. Org. Chem.*, 1997, **62**, 669.
- 18 Z.-W. Chen, D.-N. Ye, Y.-P. Qian, M. Ye and L.-X. Liu, *Tetrahedron*, 2013, **69**, 6116.
- 19 F. Li, N. Wang, L. Lu and G. Zhu, *J. Org. Chem.*, 2015, **80**, 3538.



- 20 (a) K. Itami, K. Mitsudo, K. Fujita, Y. Ohashi and J.-i. Yoshida, *J. Am. Chem. Soc.*, 2004, **126**, 11058; (b) B. Happ, T. Bartik, C. Zucchi, M. C. Rossi, F. Ghelfi, G. Palyi, G. Varadi, G. Szalontai, I. T. Horvath and C. Guastini, *Organometallics*, 1995, **14**, 809; (c) M. Alami, F. Liron, M. Gervais, J. F. Peyrat and J. D. Brion, *Angew. Chem., Int. Ed.*, 2002, **41**, 1578.
- 21 For more details on ^{13}C NMR chemical shifts of acetylenic carbons of *para* alkynes please see the ESI part.†
- 22 O. Israelsohn, K. P. C. Vollhardt and J. Blum, *J. Mol. Catal. A: Chem.*, 2002, **184**, 1.

