



Multicomponent reactions of pyridines, α -bromo carbonyl compounds and silylaryl triflates as aryne precursors: a facile one-pot synthesis of pyrido[2,1-*a*]isoindoles

Xian Huang^{a,b,*}, Tiexin Zhang^a

^a Department of Chemistry, Zhejiang University (Campus Xixi), Hangzhou 310028, PR China

^b State Key Laboratory of Organometallic Chemistry, Shanghai Institute of Organic Chemistry, Chinese Academy of Sciences, Shanghai 200032, PR China

ARTICLE INFO

Article history:

Received 2 September 2008

Revised 22 October 2008

Accepted 24 October 2008

Available online 30 October 2008

Keywords:

Multicomponent reaction

Aryne

One-pot synthesis

Pyrido[2,1-*a*]isoindole

Azomethine ylide

ABSTRACT

Multicomponent reactions (MCRs) involving pyridines, α -bromo ketones, and silylaryl triflates as aryne precursors were investigated. The reactions could also be extended to isoquinoline or α -bromo ethyl acetate. Substituted pyrido[2,1-*a*]isoindoles or isoindolo[2,1-*a*]isoquinolines could be obtained from this routine, which may have potential applications in antitumor drugs and fluorescent material fields.

© 2008 Elsevier Ltd. All rights reserved.

Pyrido[2,1-*a*]isoindole, as the analogue of antitumor batracilin,¹ the parent compound of many dyes,² and the structural unit of some highly fluorescent materials,³ is of marked interest for its versatility. Although some accesses to this skeleton and its derivatives have progressed in decades,^{4,5} some flaws have been in concomitance with them, namely as limitations in scopes,^{4a,b} need of unhealthy radiation,^{4c} demand for strict experimental conditions when transition metal catalysts were used,^{4d} or the loss of yields in multi-steps routines.⁵ So it is essential to develop more facile, atom economical, and reliable routes to prepare pyrido[2,1-*a*]isoindoles. In recent years, multicomponent reactions (MCRs) have been extensively studied due to their efficiency, atom economy and convenience in construction of multiple new bonds in one-pot processes, which played powerful roles in approach to complex structures and promoted the 'green chemistry'.⁶

Arynes are useful organic intermediates, and the relative reports mushroomed since the employment of (trimethylsilyl)phenyl triflates as aryne precursors due to the mild and tolerable conditions to generate arynes⁷ and a variety of MCRs involving arynes have been developed in recent years.⁸ It is well known that the cycloaddition of arynes could lead to formation of benzo rings which are not easy to synthesize by other methods.⁹ Moreover, 1,3-dipolar cycloadditions are useful way to construct five-

membered rings,¹⁰ so the 1,3-dipolar cycloaddition of aryne could be a potential method to construct benzo five-membered rings.^{9i-m} Based on the continuous interest on MCRs and aryne chemistry,^{8f,11}

Table 1

Optimization of conditions for the one-pot synthesis of phenyl-pyrido[2,1-*a*]isoindol-6-yl-methanone **4a**^a

1a	2a	3a		4a	
Entry	Base	Solvent	Temperature (°C)	1a/2a/3a	Yield ^b (%)
1	NaH	CH ₃ CN	60	1:1:1.2	28
2	Et ₃ N	CH ₃ CN	60	1:1:1.2	41
3	K ₃ PO ₄	CH ₃ CN	60	1:1:1.2	43
4	K ₂ CO ₃	CH ₃ CN	60	1:1:1.2	39
5	Na ₂ CO ₃	CH ₃ CN	60	1:1:1.2	50
6	Na ₂ CO ₃	THF	60	1:1:1.2	Trace
7	Na ₂ CO ₃	DME	60	1:1:1.2	54
8	Na ₂ CO ₃	DME	rt	1:1:1.2	33
9	Na ₂ CO ₃	DME	85	1:1:1.2	60
10	Na ₂ CO ₃	DME	85	1:1:0.8	59 ^c
11	Na ₂ CO ₃	DME	85	1:1:1.5	55

^a Reactions were carried out on a 0.3 mmol scale (based on α -bromo carbonyl compounds) and monitored by TLC (eluent/petroleum ether).

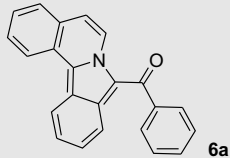
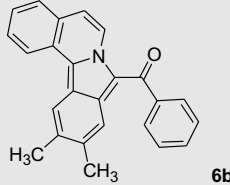
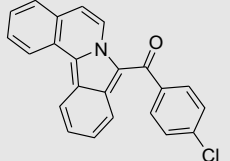
^b Isolated yield based on **1a**.

^c Isolated yield based on **3a**.

* Corresponding author. Fax: +86 571 88807077.

E-mail address: huangx@mail.hz.zj.cn (X. Huang).

Table 3Further scope expansion of the MCR: the new approach to isoindolo[2,1-*a*]isoquinolines^a

Entry	2	3	Product	Yield ^b (%)
1	2a	3a	 6a	42
2	2a	3b	 6b	49
3	2b	3a	 6c	48

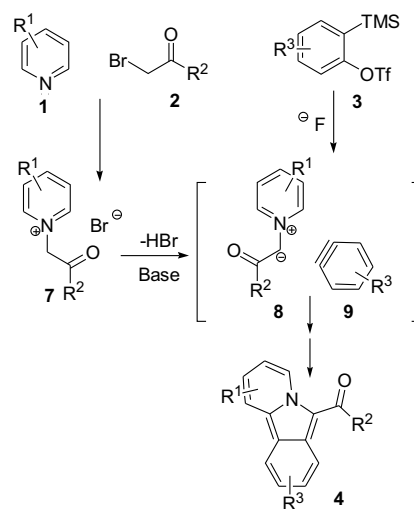
^a Reactions were carried out on a 0.3 mmol scale and monitored by TLC.^b Isolated yield based on 5.

ture of 8-methyl and 9-methyl products implied the aryne reaction mechanism¹² (Table 2, entry 3). Besides the α -bromo aryl ethanones, the α -bromo alkyl ethanone **2c** was conducted into the MCRs and a slightly lower yield of corresponding product **4h** was obtained (Table 2, entry 8). Using α -bromo ethyl acetate **2d** instead of α -bromo ketones, we successfully got the aimed product **4i** in a yield of 37% (Table 2, entry 9). As can be seen from Table 2, by utilizing various substituted pyridines, α -bromo carbonyl compounds, and different aryne precursors, multiple substituted groups were introduced to parent structure of pyrido[2,1-*a*]isoindole, and moderate yields were obtained.

For further scope expansion of this MCR, other nitrogen-bearing heterocyclic compounds were employed to take the place of pyridines. Isoquinoline was found to have good acceptance and the corresponding products isoindolo[2,1-*a*]isoquinolines, as the analogues of antitumor drugs, were afforded in moderate yields¹³ (Table 3).

On the basis of relative reports,¹⁴ a plausible mechanism of the MCR is shown in Scheme 1. The pyridine **1** and the α -bromo carbonyl compound **2** produce the pyridium salt **7**,^{14a} then the base captures an activated proton from α carbon of carbonyl group of **7** and generates azomethine ylide **8**. Next, the 1, 3-dipolar cycloaddition reaction between **8** and aryne intermediate **9** induced by fluoride occurs. We might envision that the resulting cycloaddition product is unstable and easily oxidized by the air in the absence of any other oxidants to obtain the stable aromatized product **4** (Scheme 1).^{14b,c}

In conclusion, we have disclosed a facile synthesis of pyrido[2,1-*a*]isoindoles based upon MCRs of pyridines, α -bromo ketones, and silylaryl triflates as aryne precursors, which could be extended to employ isoquinoline or α -bromo ethyl acetate as substrates. The products of the MCRs would be potentially useful due to the wide

**Scheme 1.** The plausible mechanism of formation of pyrido[2,1-*a*]isoindoles.

occurrence of their analogues in drugs and materials. The details of mechanism and synthetic applications of this methodology are being further studied in our laboratory.

Acknowledgments

We are grateful to the National Natural Science Foundation of China (Project Nos. 20672095 and 20732005) and CAS Academician Foundation of Zhejiang Province for financial support.

Supplementary data

The relevant spectroscopic data of all the new compounds mentioned in the Letter. Supplementary data associated with this article can be found, in the online version, at doi:10.1016/j.tetlet.2008.10.118.

References and notes

- (a) Wang, S.; Cao, L.; Shi, H.; Dong, Y.; Sun, J.; Hu, Y. *Chem. Pharm. Bull.* **2005**, *53*, 67; (b) Diana, P.; Martorana, A.; Barraja, P.; Montalbano, A.; Dattolo, G.; Cirrincione, G.; Dall'acqua, F.; Salvador, A.; Vedaldi, D.; Basso, G.; Viola, G. *J. Med. Chem.* **2008**, *51*, 2387; (c) Martínez-Vituroa, C. M.; Domínguez, D. *Tetrahedron Lett.* **2007**, *48*, 4707; (d) Kabbe, H. J. *Justus Liebigs Ann. Chem.* **1978**, 398.
- Romanov, N. N. *Ukr. Khim. Zhur.* **1981**, 1280.
- Mitsumori, T.; Bendikov, M.; Dautel, O.; Wudl, F.; Shioya, T.; Sato, H.; Sato, Y. *J. Am. Chem. Soc.* **2004**, *126*, 16793.
- (a) Augstein, W.; Kröhnke, F. *Justus Liebigs Ann. Chem.* **1966**, 158; (b) Hennige, H.; Kreher, R.; Uhrig, J. *Synthesis* **1982**, 842; (c) Fozard, A.; Bradsher, C. K. *J. Org. Chem.* **1967**, *32*, 2966; (d) Bousquet, T.; Fleury, J.-F.; Da, A.; Netchita, P. *Tetrahedron* **2006**, *62*, 706; (e) Bradsher, C. K.; Voigt, C. F. *J. Org. Chem.* **1971**, *36*, 1603; (f) Fozard, A.; Bradsher, C. K. *Tetrahedron Lett.* **1966**, *7*, 3341; (g) Matsumoto, K.; Uchida, T.; Sugi, T.; Yagi, Y. *Chem. Lett.* **1982**, 869; (h) Matsumoto, K.; Uchida, T.; Aoyama, K.; Nishikawa, M.; Kuroda, T.; Okamoto, T. *J. Heterocycl. Chem.* **1988**, *25*, 1798; (i) Matsumoto, K.; Katsura, H.; Uchida, T.; Aoyama, K.; Machiguchi, T. *J. Chem. Soc., Perkin Trans. 1* **1996**, 2599.
- (a) Dix, I.; Doll, C.; Hopf, H.; Jones, P. G. *Eur. J. Org. Chem.* **2002**, *15*, 2547; (b) Mamane, V.; Fort, Y. *Tetrahedron Lett.* **2006**, *47*, 2337.
- Dömling, A. *Chem. Rev.* **2006**, *106*, 17.
- Himeshima, Y.; Sonoda, T.; Kobayashi, H. *Chem. Lett.* **1983**, 1211.
- Transition-metal induced MCRs of arynes: (a) Liu, Z.; Larock, R. C. *Angew. Chem., Int. Ed.* **2007**, *46*, 2535; (b) Jeganmohan, M.; Cheng, C.-H. *Org. Lett.* **2004**, *6*, 2821; (c) Jayanth, T. T.; Jeganmohan, M.; Cheng, C.-H. *Org. Lett.* **2005**, *7*, 2921; Nucleophilic addition MCRs of arynes: (d) Rigby, J. H.; Laurent, S. J. *Org. Chem.* **1998**, *63*, 6742; (e) Yoshida, H.; Morishita, T.; Fukushima, H.; Ohshita, J.; Kunai, A. *Org. Lett.* **2007**, *9*, 3367; (f) Huang, X.; Xue, J. *J. Org. Chem.* **2007**, *72*, 3965; (g) Jeganmohan, M.; Cheng, C.-H. *Chem. Commun.* **2006**, 23, 2454.
- Diels–Alder reaction of arynes: (a) Wang, D. Z.; Katz, T. J.; Golen, J.; Rheingold, A. L. *J. Org. Chem.* **2004**, *69*, 7769; (b) Wood, T. K.; Piers, W. E.; Keay, B. A.; Parvez, M. *Org. Lett.* **2006**, *8*, 2875. [4+2] Cycloaddition of arynes: (c) Brecht, R.; Haenel, F.; Seitz, G.; Frenzen, G.; Pilz, A.; Guénard, D. *Eur. J. Org. Chem.* **1998**, *11*, 2451; (d) Yoshida, H.; Watanabe, M.; Fukushima, H.; Ohshita, J.; Kunai, A. *Org. Lett.* **2004**, *6*, 4049; (e) Gilmore, C. D.; Allan, K. M.; Stoltz, B. M. *J. Am. Chem. Soc.* **2008**, *130*, 1558. [2+2] Cycloaddition of arynes: (f) Okuma, K.; Okada, A.; Koga, Y.; Yokomori, Y. *J. Am. Chem. Soc.* **2001**, *123*, 7166; (g) Aly, A. A. *Tetrahedron* **2003**, *59*, 6067; (h) Maurina, P.; Ibrahim-Ouali, M.; Santelli, M. *Tetrahedron Lett.* **2001**, *42*, 8147. [3 + 2] Cycloaddition of arynes (i) Liu, Z.; Shi, F.; Martinez, P. D. G.; Raminelli, C.; Larock, R. C. *J. Org. Chem.* **2008**, *73*, 219; (j) Huang, X.-C.; Liu, Y.-L.; Liang, Y.; Pi, S.-F.; Wang, F.; Li, J.-H. *Org. Lett.* **2008**, *10*, 1525; (k) Jin, T.; Yamamoto, Y. *Angew. Chem., Int. Ed.* **2007**, *46*, 3323; (l) Raminelli, C.; Liu, Z.; Larock, R. C. *J. Org. Chem.* **2006**, *71*, 4689; (m) Liu, Z.; Shi, F.; Martinez, P. D. G.; Raminelli, C.; Larock, R. C. *J. Org. Chem.* **2008**, *73*, 219.
- Huisgen, R. *Angew. Chem.* **1963**, *75*, 604.
- (a) Xue, J.; Huang, X. *Synth. Commun.* **2007**, *38*, 2179; (b) Xue, J.; Yang, Y.-W.; Huang, X. *Synlett* **2007**, 1533.
- Yoshida, H.; Fukushima, H.; Ohshita, J.; Kunai, A. *Angew. Chem., Int. Ed.* **2004**, *43*, 3935.
- (a) Boekelheide, V. *Alkaloids* **1960**, 201; (b) Hill, R. K. *Alkaloids* **1967**, 483; (c) Reddy, M. V. R.; Rao, M. R.; Rhodes, D.; Hansen, M. S. T.; Rubins, K.; Bushman, F. D.; Venkateswarlu, Y.; Faulkner, D. J. *J. Med. Chem.* **1999**, *42*, 1901.
- (a) Blank, B.; DiTullio, N. W.; Krog, A. J.; Saunders, H. L. *J. Med. Chem.* **1978**, *21*, 489; (b) Shim, Y. K.; Youn, J. I.; Chun, J. S.; Park, T. H.; Kim, M. H.; Kim, W. J. *Synthesis* **1990**, 753; (c) Wormser, H. C.; Abramson, H. N. *J. Heterocycl. Chem.* **1976**, *13*, 113; (d) Mumm, O.; Dieberichsen, J. *Justus Liebigs Ann. Chem.* **1939**, 195.
- Preparation of phenyl(pyrido[2,1-a]isoindol-6-yl)methanone 4a. Typical experimental procedure:* Pyridine (**1a**, 0.3 mmol), 2-bromo-1-phenylethanone (**2a**, 0.3 mmol) and (trimethylsilyl)phenyl triflate (**3a**, 0.36 mmol) were mixed in 3 mL of dried DME and the solution was stirred at reflux overnight, then Na₂CO₃ (0.45 mmol) and CsF (1.2 mmol) were added rapidly. The reaction was carried out at 85 °C and monitored by TLC (7:1 P.E./EtOAc eluent). After total conversion of the triflate (about 0.8 h later), the reaction mixture was filtrated through a short pad of silica gel to remove indiscrptible materials, and then evaporated under vacuum to get rid of the solvent, and the residue was purified by chromatography (15:1 P.E./EtOAc eluent) to give **4a** (about 49 mg) in 60% yield.
- Selected data for 4a:* Yellow solid, mp: 101–105 °C. IR (neat): 3055, 1633, 1582, 1560, 1475, 1450, 1430, 1319, 1295, 1247, 1230, 1210, 1120, 943, 756, 728, 702, 655 cm⁻¹. ¹H NMR (400 MHz, CDCl₃): δ 10.61 (d, *J* = 6.9 Hz, 1H), 8.17 (d, *J* = 8.4 Hz, 1H), 8.06 (d, *J* = 7.8 Hz, 1H), 7.69 (d, *J* = 6.8 Hz, 2H), 7.57–7.48 (m, 4H), 7.34 (t, *J* = 6.9 Hz, 1H), 7.26–7.19 (m, 2H), 6.83 (d, *J* = 8.1 Hz, 1H). ¹³C NMR (100 MHz, CDCl₃): δ 114.1, 117.2, 118.5, 119.2, 119.7, 120.0, 121.4, 125.5, 128.1, 128.3, 128.6, 129.4, 130.2, 132.6, 135.0, 142.4, 183.1. MS (EI, 70 eV): *m/z* (%) = 272 (37) [M⁺+1], 271 (100) [M⁺], 270 (100) [M⁺–1]. HRMS (EI⁺): calcd for [C₁₉H₁₃NO]⁺: *m/z* 271.0997. Found 271.1004.