


Cite this: *RSC Adv.*, 2020, 10, 31662

Received 19th June 2020

Accepted 8th August 2020

DOI: 10.1039/d0ra05374k

rsc.li/rsc-advances

# Biocompatible ionic liquid [Betaine][H<sub>2</sub>PO<sub>4</sub>] as a reusable catalyst for the substitution of xanthen-9-ol under solvent-free conditions†

Anlian Zhu, \* Tong Wang,  Wanlu Feng, Jianji Wang  and Lingjun Li\*

An ionic liquid, namely [Betaine][H<sub>2</sub>PO<sub>4</sub>], was found to be an efficient catalyst for the direct substitution reaction of xanthen-9-ol with different nucleophiles under solvent-free conditions. This catalytic system is easy to be operated and the following work-up procedure is simple, with the ionic liquid catalyst reusable for at least five cycles at a high catalytic activity level. In addition, the ionic liquid is easy to prepare and its raw materials are inexpensive and have good biocompatibility. Therefore, our study presents an intriguing and sustainable protocol for the direct substitution of alcohol.

## Introduction

As novel functional materials, ionic liquids have been widely utilized in organic synthesis and catalysis,<sup>1–8</sup> extraction and separation,<sup>9,10</sup> biomass conversion<sup>11,12</sup> and electrochemistry<sup>13,14</sup> among others. In catalysis, the functions of ionic liquids include being a solvent, catalysts or co-catalysts, ligand for metal catalysts, and even separation assistants.<sup>15,16</sup> The cations and anions of ionic liquids have shown significant synergetic effects in different organic syntheses,<sup>5,17,18</sup> particularly the hydrogen bonds in functional ionic liquids, which have been proven to be able to simultaneously activate the electrophiles and nucleophiles in reactions and promote the related reactions under moderate conditions.<sup>2,19,20</sup> Due to the excellent biocompatibility, easy preparation procedure, and low cost, choline and betaine-based ionic liquids have been utilized in Aldol reactions,<sup>21,22</sup> Knoevenagel reactions,<sup>23,24</sup> enzymatic reactions,<sup>25,26</sup> and in the utilization of CO<sub>2</sub>.<sup>27–29</sup> The inherent tunable properties of the ionic liquids such as acidity/basicity, solubility, and others make them intriguing in numerous kinds of reactions.

Alcohols are ideal substrates to construct C–C and C–X bonds as carbocation resources, which produce water as the sole by-product. However, alcohols traditionally have to be pre-converted to corresponding halides, sulfonates or related compounds with easy leaving groups due to the weak leaving ability of the hydroxyl group. This greatly increases the complexity of the overall processes and decreases the atom

efficiency. Therefore, the development of the direct substitution of alcohols has fallen into the aspects of green chemistry.<sup>30</sup> The direct substitutions of xanthen-9-ol with different nucleophiles have been realized *via* the catalysis of numerous Lewis acidic catalysts such as BF<sub>3</sub>·OEt<sub>2</sub> in CH<sub>2</sub>Cl<sub>2</sub>,<sup>31</sup> 1,3-dichloro-tetra-*n*-butyl-distannoxane in CH<sub>2</sub>Cl<sub>2</sub>,<sup>32</sup> and Ceric ammonium nitrate in anhydrous methanol.<sup>33</sup> These reaction systems benefit from high reactivity, but due to their sensitivities to moisture, the anhydrous reaction conditions are compulsory. Indium Tris(dodecyl sulfonate), which is compatible with water can promote this reaction in aqueous solutions,<sup>34</sup> still suffers from the potential metal residual in the product. The aqueous solution of Brønsted acids such as acetic acid,<sup>35</sup> TFA,<sup>36</sup> dodecylbenzenesulfonic acid<sup>37</sup> and gluconid acid<sup>38</sup> have also been utilized for this transformation. The limited number of reports on the reutilization of this type of catalysts reveal that these systems suffer from catalytic activity decrease from 99% to 89% after five cycles. Alternatively, Cozzi *et al.*<sup>39,40</sup> found an “on-water” catalyst-free nucleophilic substitution method, but excess nucleophilic reagents and long reaction times are necessary. Li *et al.*<sup>41</sup> reported an ionic liquid-promoted substitution method for xanthen-9-ol with [Bmim][BF<sub>4</sub>] as solvent and catalyst. As they have stated in their manuscript, the ionic liquid [Bmim][BF<sub>4</sub>] is unstable in moisture and produces strongly acidic HF, which may be the main active species for the substitution reactions. Therefore, efficient catalysis systems for the direct substitution of xanthen-9-ol with mild and easy-prepared catalysts under moderate conditions are still needed.

As our ongoing work on the utilization of ionic liquids in organic syntheses,<sup>19,24,27,28,42–44</sup> here, we investigated the catalytic effects of a series of functional ionic liquids on the direct substitution of xanthen-9-ol with different nucleophiles. The results showed that both of the cations and anions of the ionic liquids have significant effects on their catalytic activity for the target reactions, and the ionic liquid betainium dihydrogen

School of Chemistry and Chemical Engineering, Key Laboratory of Green Chemical Media and Reactions, Ministry of Education, Collaborative Innovation Center of Henan Province for Green Manufacturing of Fine Chemicals, Henan Normal University, Xinxiang, Henan 453007, P. R. China. E-mail: alzhuchem@126.com; lingjunlee@htu.cn

† Electronic supplementary information (ESI) available. See DOI: 10.1039/d0ra05374k



phosphate([Betaine][H<sub>2</sub>PO<sub>4</sub>]) showed excellent catalytic activity under solvent-free conditions. Numerous nucleophiles such as indoles with different substituted groups, dicarbonyl compounds, malononitrile, pyrrole, pyridine-2-thiol, methimazole or azidotrimethylsilane were able to react with xanthen-9-ol under the catalysis of [Betaine][H<sub>2</sub>PO<sub>4</sub>] smoothly, leading to the target substitution products with high product yields. This catalytic system benefits from moderate and solvent-free reaction conditions, the simple operation and work-up procedures, and the reusability of the ionic liquid catalyst for at least five iterations. In addition, the preparation of the ionic liquid catalyst is very simple and its raw materials are biocompatible and inexpensive. All of these aforementioned properties make this catalytic system intriguing for the green chemistry applications.

## Experimental section

### The synthesis of ionic liquids

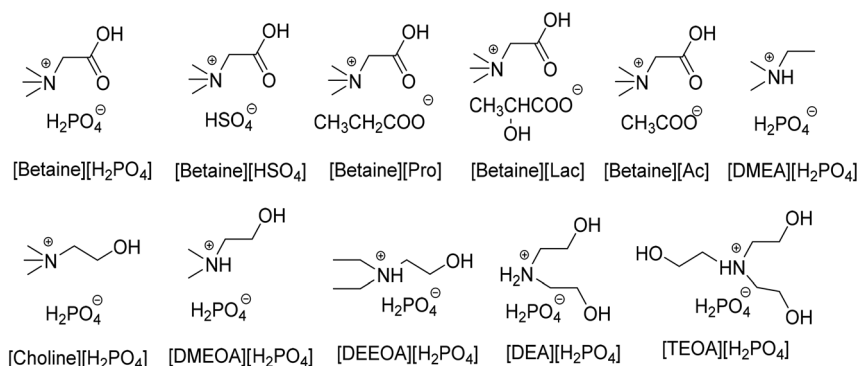
The protic ionic liquids were synthesized simply by the neutralization of corresponding amines with equal amount of

Table 2 The effect of the amount of ionic liquid on the reaction

Entry <sup>a</sup>	Ratio	Time (h)	Yield <sup>b</sup> (%)
1	0.01	2	80
2	0.05	2	85
3	0.1	2	93
4	0.2	2	93
5	1.0	2	93
6	0.1	4	98
7 <sup>c</sup>	0.1	7	87
8 <sup>d</sup>	0.1	4	90

<sup>a</sup> Reaction conditions: xanthen-9-ol (0.5 mmol), indoles (0.5 mmol), 50 °C. <sup>b</sup> Isolated yields. <sup>c</sup> The reaction under room temperature. <sup>d</sup> The reaction at 40 °C.

acids in methanol. Typically, a certain amount of betaine was added into a round bottom flask using anhydrous methanol as the solvent. Under magnetic stirring, an equal amount of acid dissolved in anhydrous methanol was dropwise added to the mixture of betaine and methanol in an ice bath. The reaction was then stirred at 40 °C for 24 h. After the reaction was



Scheme 1 The structures of ionic liquids.

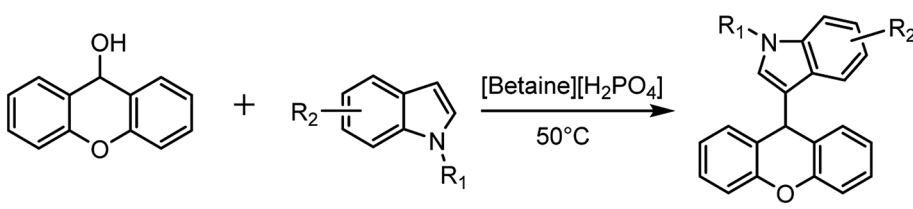
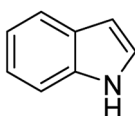
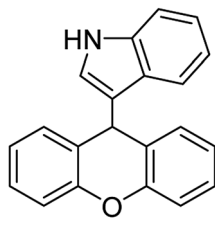
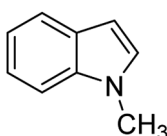
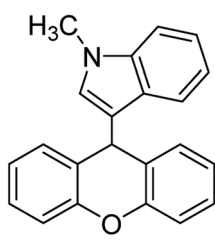
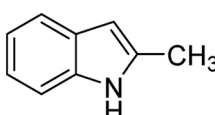
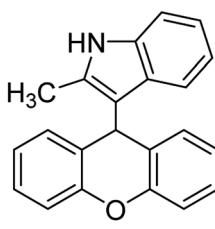
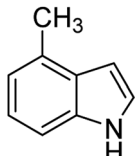
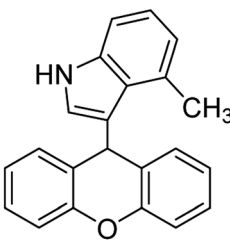
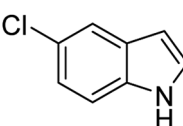
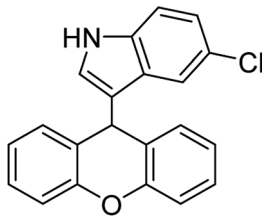
Table 1 Catalytic performances of different ionic liquids on the substitution reaction of xanthen-9-ol and indole

Entry <sup>a</sup>	IL	Yield <sup>b</sup> (%)	Entry <sup>a</sup>	IL	Yield <sup>b</sup> (%)
1	[Betaine][Ac]	90	7	[Choline][H <sub>2</sub> PO <sub>4</sub> ]	85
2	[Betaine][Pro]	86	8	[DMEA][H <sub>2</sub> PO <sub>4</sub> ]	88
3	[Betaine][Lac]	88	9	[DEEA][H <sub>2</sub> PO <sub>4</sub> ]	87
4	[Betaine][H <sub>2</sub> PO <sub>4</sub> ]	98	10	[DEA][H <sub>2</sub> PO <sub>4</sub> ]	86
5	[Betaine][HSO <sub>4</sub> ]	51	11	[TEOA][H <sub>2</sub> PO <sub>4</sub> ]	90
6	[DMEA][H <sub>2</sub> PO <sub>4</sub> ]	88			

<sup>a</sup> Reaction conditions: xanthen-9-ol (0.5 mmol), indoles (0.5 mmol), IL (0.1 eq.), 50 °C, 4 h. <sup>b</sup> Isolated yields.



Table 3 Extension of reaction substrate

					
Entry <sup>a</sup>	Nucleophiles	Product	Yield <sup>b</sup> (%)	M.P./°C	
				Found	Report (Lit)
1		 <b>3a</b>	98	140–142	142–143 (ref. 37)
2		 <b>3b</b>	88	158–160	134–135 (ref. 29)
3		 <b>3c</b>	91	189–191	187–189 (ref. 29)
4		 <b>3d</b>	98	176–178	183–191 (ref. 37)
5		 <b>3e</b>	88	154–155	142–145 (ref. 37)

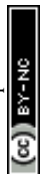




Table 3 (Contd.)

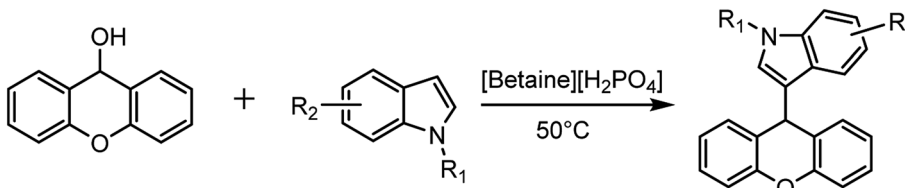
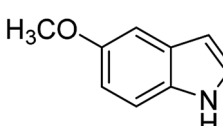
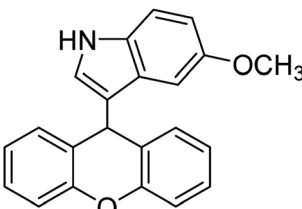
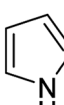
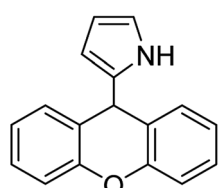
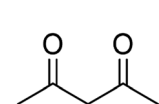
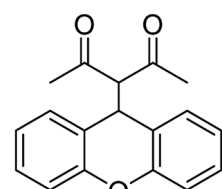

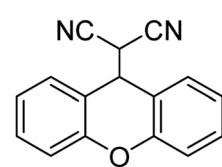
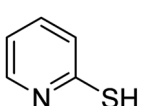
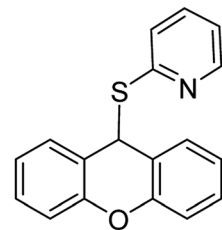
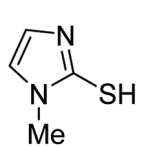
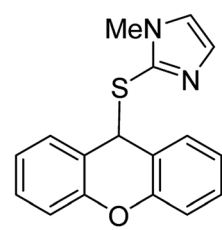
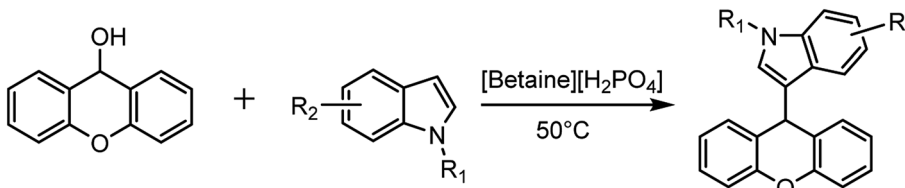
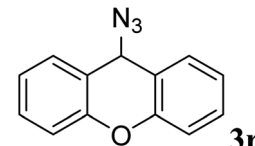
					
Entry <sup>a</sup>	Nucleophiles	Product	Yield <sup>b</sup> (%)	M.P./°C	
				Found	Report (Lit)
11		 <b>3l</b>	91	193–194	176–178 (ref. 37)
12		 <b>3m</b>	88	110–112	113–119 (ref. 36)
13		 <b>3n</b>	91	136–138	139–141 (ref. 37)
14		 <b>3o</b>	90	184–186	—
15		 <b>3p</b>	92	74–76	77–80 (ref. 31)
16		 <b>3q</b>	95	189–191	192 °C (ref. 36)



Table 3 (Contd.)

					
Entry <sup>a</sup>	Nucleophiles	Product	Yield <sup>b</sup> (%)	M.P./°C	
				Found	Report (Lit)
17	Me <sub>3</sub> SiN <sub>3</sub>	 <b>3r</b>	90	White oil	White oil <sup>36</sup>

<sup>a</sup> Reaction conditions: xanthen-9-ol (0.5 mmol), indoles (0.5 mmol), ionic liquid (0.1 eq.), 50 °C, 4 h. <sup>b</sup> Isolated yields.

completed, the solvent was removed by rotary evaporation, and sufficiently dried in a vacuum oven at 40 °C to obtain betaine-based ionic liquids.

#### The typical procedure for the substitution reaction between xanthen-9-ol and nucleophiles

In a 10 mL round bottom flask, the required amount of xanthen-9-ol (0.5 mmol), indoles (0.5 mmol), and ionic liquid (0.05 mmol) were sequentially added. The reaction was conducted at 50 °C for corresponding time under solvent-free conditions. The whole reaction was monitored by TLC. Upon completion, the reaction system was cooled to room temperature, and then extracted with ethyl acetate and water. The product was dissolved in an organic phase and the ionic liquid was dissolved in an aqueous phase. The crude products could be obtained through the removal of ethyl acetate, and the column chromatography method was used to purify the products. The ionic liquid dissolved in water can be used for the next reaction run directly after it is fully dried in a vacuum drying oven.

## Results and discussion

#### The catalytic performances of different ionic liquids

A series of ionic liquids with different cations and anions (their structures are illustrated in Scheme 1) were synthesized and their catalytic performances for the direct substitutions of xanthen-9-ol were investigated using the reaction between xanthen-9-ol and indole as the model reaction. The results shown in Table 1 suggest that both of the cations and the anions have significant effects on their catalytic activities for the substitution reactions, and when the ionic liquid [Betaine][H<sub>2</sub>PO<sub>4</sub>] was used as the catalyst, the target substitution product gave almost quantitative isolated yields under the solvent-free

conditions within 4 h. Recently, it has been reported by Harper *et al.*<sup>45</sup> that the increase of the hydrogen bond donor ability of the ionic liquids is beneficial to the direct substitution reactions of xanthen-9-ol. Accordingly, the highest catalytic activity of [Betaine][H<sub>2</sub>PO<sub>4</sub>] may be due to the presence of carboxyl group on the cation, which has the potential to increase the hydrogen bond donor ability of the ionic liquid.

#### The influences of the dosage of ionic liquid and reaction temperature

Using the optimized ionic liquid, the influences of the dosage of ionic liquid and reaction temperature on the model reaction were investigated, and the results are shown in Table 2. It can be seen that the increase in the ionic liquid dosage from 0.01 to 0.1 equivalent is beneficial to the target reaction, but further

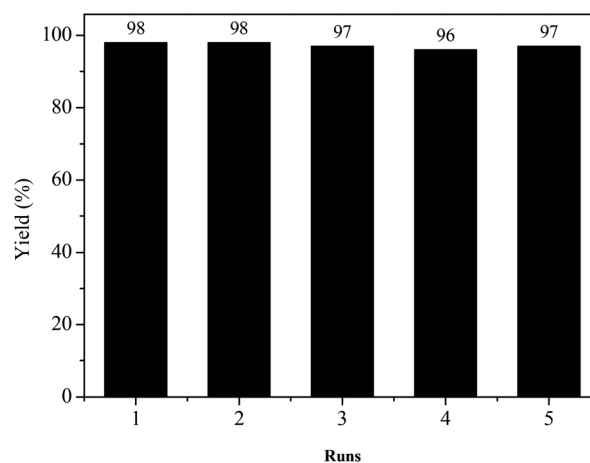


Fig. 1 Recyclability of the IL catalyst.

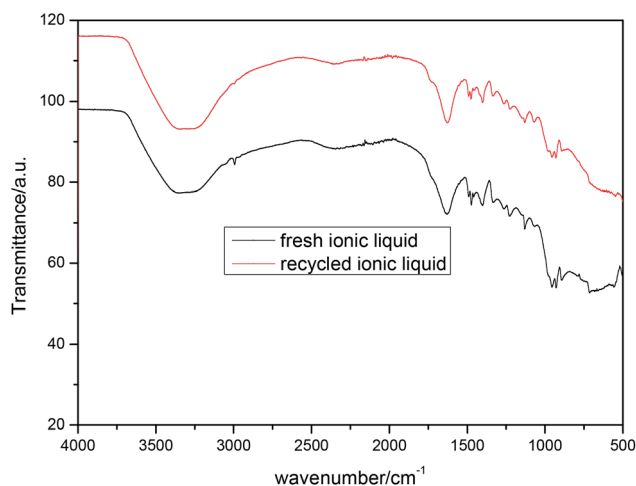


Fig. 2 FT-IR spectra of the fresh and recycled ionic liquid [Betaine][H<sub>2</sub>PO<sub>4</sub>].

increase in the dosage has no significant influence within 2 h (entries 1–5, Table 2), and the prolonged reaction time to 4 h leads to the completion of the reaction (entry 6, Table 2). The lowered reaction temperature is not beneficial to the reaction (entries 7–8, Table 2).

#### Direct substitution reactions of xanthen-9-ol with different nucleophiles

Using the optimized catalytic system, the direct substitution reactions of xanthen-9-ol with different nucleophiles were investigated and the results are summarized in Table 3. The results showed that indoles with various substitution groups at different positions (entries 2–11, Table 3) could all react with xanthen-9-ol smoothly to obtain the target compounds with excellent isolated yields, whether the substituents were electron-withdrawing or electron-donating groups. The other nucleophiles such as pyrrole, acetylacetone, malononitrile, pyridine-2-thiol, methimazole and azidotrimethylsilane (entries 12–17, Table 3) could also be easily converted to the target products under the optimized reaction conditions with excellent product yields. Owing to the potential biological activities of compounds bearing xanthen-9-yl groups,<sup>46–48</sup> the current efficient catalytic methods for the preparation of variant xanthen-9-yl derivatives would be valuable.

#### The reutilization of ionic liquid

One of the most attractive features of ionic liquids in catalysis is its feasible recyclability and reusability. Therefore, the reutilization of recycled ionic liquid [Betaine][H<sub>2</sub>PO<sub>4</sub>] was also studied in this study using the reaction of xanthen-9-ol with indole as the model under the optimized reaction conditions. After the reaction was completed, the reaction mixture was washed using ethyl acetate and water. The ionic liquid dissolved in water was then rotary distilled to remove most of the water, and then sufficiently dried in a vacuum oven to obtain the recycled ionic liquid, which was then directly utilized for the next run. The

results showed in Fig. 1 indicated that the catalytic activity of ionic liquid remained very high after five cycles. The further FT-IR spectra of the fresh and reutilized ionic liquid [Betaine][H<sub>2</sub>PO<sub>4</sub>] after five cycles shown in Fig. 2 suggested that there was no significant difference between the fresh and the recycled ionic liquid.

## Conclusion

In this study, we have found an inexpensive and easily prepared ionic liquid, namely [Betaine][H<sub>2</sub>PO<sub>4</sub>], which can efficiently catalyze the direct substitution reaction of xanthen-9-ol with different nucleophiles under solvent-free conditions, leading to the target products with excellent product yields. This catalytic system is easy to be operated and the following work-up procedure is very simple. The ionic liquid catalyst [Betaine][H<sub>2</sub>PO<sub>4</sub>] can be conveniently recycled and reutilized for at least five cycles without noticeable decrease in activity. The above-mentioned benefits, in addition to the inherent superiority of the direct substitution reactions of alcohol and the biocompatibility of raw materials for the preparation of the ionic liquid suggest that this reaction system is greatly sustainable and promising for the further utilization in the direct substitution of xanthen-9-ol with various nucleophiles. The finding that the presence of the carboxyl group on the Betaine cation is the main reason for the high catalytic activity of [Betaine][H<sub>2</sub>PO<sub>4</sub>] may give constructive indications for the further design of ionic liquid according to this type of reactions.

## Conflicts of interest

There are no conflicts of interest to declare.

## Acknowledgements

This work was supported by the National Natural Science Foundation of China (21373079 and 21733011) and S&T Research Foundation of Education Department of Henan Province (No. 20A150022).

## References

- 1 C. S. Ye, Z. Y. Qi, D. R. Cai and T. Qiu, *Ind. Eng. Chem. Res.*, 2018, **58**, 1123–1132.
- 2 M. Y. Liu, Z. R. Zhang, H. Z. Liu, Z. B. Xie, Q. Q. Mei and B. X. Han, *Sci. Adv.*, 2018, **4**, 9319–9326.
- 3 W. S. Miao and T. H. Chan, *Acc. Chem. Res.*, 2006, **39**, 897–908.
- 4 T. Hmissa, X. F. Zhang, N. R. Dhumal, G. J. McManus, X. Zhou, H. B. Nulwala and A. Mirjafari, *Angew. Chem., Int. Ed.*, 2018, **57**, 16005–16009.
- 5 A. K. Chakraborti and S. R. Roy, *J. Am. Chem. Soc.*, 2009, **131**, 6902–6903.
- 6 M. H. Li, F. T. Wu and Y. L. Gu, *Chin. J. Catal.*, 2019, **40**, 1135–1140.





- 7 L. Y. Xie, S. Peng, L. H. Lu, J. Hu, W. H. Bao, F. Zeng, Z. L. Tang, X. H. Xu and W. M. He, *ACS Sustainable Chem. Eng.*, 2018, **6**, 7989–7994.
- 8 C. Wu, L. H. Lu, A. Z. Peng, G. K. Jia, C. Peng, Z. Cao, Z. L. Tang, W. M. He and X. H. Xu, *Green Chem.*, 2018, **20**, 3683–3688.
- 9 S. P. M. Ventura, F. A. E. Silva, M. V. Quental, D. Mondal, M. G. Freire and J. A. P. Coutinho, *Chem. Rev.*, 2017, **117**, 6984–7052.
- 10 F. L. Fan, Z. Qin, S. W. Cao, C. M. Tan, Q. G. Huang, D. S. Chen, J. R. Wang, X. J. Yin, C. Xu and X. G. Feng, *Inorg. Chem.*, 2019, **58**, 603–609.
- 11 L. L. Ni, J. Y. Xin, K. Jiang, L. Chen, D. X. Yan, X. M. Lu and S. J. Zhang, *ACS Sustainable Chem. Eng.*, 2018, **6**, 2541–2551.
- 12 Z. R. Zhang, J. L. Song and B. X. Han, *Chem. Rev.*, 2017, **117**, 6834–6880.
- 13 J. C. Varela, K. Sankar, A. Hino, X. R. Lin, W. S. Chang, D. Coker and M. Grinstaff, *Chem. Commun.*, 2018, **54**, 5590–5593.
- 14 X. F. Sun, X. C. Kang, Q. G. Zhu, J. Ma, G. Y. Yang, Z. M. Liu and B. X. Han, *Chem. Sci.*, 2016, **7**, 2883–2887.
- 15 S. G. Zhang, Q. H. Zhang, Y. Zhang, Z. J. Chen, M. Watanabe and Y. Q. Deng, *Prog. Mater. Sci.*, 2016, **77**, 80–124.
- 16 J. J. Wang, A. L. Zhu and L. J. Li, *Sustainable catalysis systems based on ionic liquids in Sustainable catalytic processes*, Elsevier B. V, 2015, ch. 3.
- 17 Y. Hu, J. L. Song, C. Xie, H. R. Wu, T. Jiang, G. Y. Yang and B. X. Han, *ACS Sustainable Chem. Eng.*, 2019, **7**, 5614–5619.
- 18 Z. Cao, Q. Zhu, Y. W. Lin and W. M. He, *Chin. Chem. Lett.*, 2019, **30**, 2132–2138.
- 19 A. L. Zhu, L. J. Li, C. Zhang, Y. T. Shen, M. J. Tang, L. L. Bai, C. Y. Du, S. J. Zhang and J. J. Wang, *Green Chem.*, 2019, **21**, 307–313.
- 20 B. S. Wang, Z. J. Luo, E. H. M. Elageed, S. Wu, Y. Y. Zhang, X. P. Wu, F. Xia, G. R. Zhang and G. H. Gao, *ChemCatChem*, 2016, **8**, 830–838.
- 21 S. Abello, F. Medina, X. Rodriguez, Y. Cesteros, P. Salagre, J. E. Sueiras, D. Tichit and B. Coq, *Chem. Commun.*, 2004, 1096–1097.
- 22 N. Fanjul-Mosteirin, C. Concellon and V. delAmo, *Org. Lett.*, 2016, **18**, 4266–4269.
- 23 P. Moriel, E. J. Garcia-Suarez, M. Martinez, A. B. Garcia, M. A. Montes-Moran, V. Calvino-Casilda and M. A. Banares, *Tetrahedron Lett.*, 2010, **51**, 4877–4881.
- 24 A. L. Zhu, R. X. Liu, L. J. Li, L. Y. Li, L. Wang and J. J. Wang, *Catal. Today*, 2013, **200**, 17–23.
- 25 H. Zhao, C. Zhang and T. D. Crittle, *J. Mol. Catal. B: Enzym.*, 2013, **85–86**, 243–247.
- 26 J. Hoppe, R. Drozd, E. Byzia and M. Smiglak, *Int. J. Biol. Macromol.*, 2019, **136**, 296–304.
- 27 A. L. Zhu, M. J. Tang, Q. Z. Lv, L. J. Li, S. K. Bai, Q. Q. Li, W. L. Feng, Q. X. Li and J. J. Wang, *J. CO<sub>2</sub> Util.*, 2019, **34**, 500–506.
- 28 A. L. Zhu, T. Jiang, B. X. Han, J. C. Zhang, Y. Xie and X. M. Ma, *Green Chem.*, 2007, **9**, 169–172.
- 29 Y. X. Zhou, S. Q. Hu, X. M. Ma, S. G. Liang, T. Jiang and B. X. Han, *J. Mol. Catal. A: Chem.*, 2008, **284**, 52–57.
- 30 R. Kumar and E. V. Van der Eycken, *Chem. Soc. Rev.*, 2013, **42**, 1121–1146.
- 31 L. D. Bratton, B. D. Roth, B. K. Trivedi and P. C. Unangst, *J. Heterocycl. Chem.*, 2000, **37**, 1103–1108.
- 32 L. Y. Liu, Y. Zhang, K. M. Huang, W. X. Chang and J. Li, *Appl. Organomet. Chem.*, 2012, **26**, 9–15.
- 33 S. Y. Wang and S. J. Ji, *Synlett*, 2007, **14**, 2222–2226.
- 34 S. Y. Wang and S. J. Ji, *Synth. Commun.*, 2008, **38**, 465–472.
- 35 R. Ortiz, A. Koukouras, E. M.-L. pez and R. P. Herrera, *Arabian J. Chem.*, 2020, **13**, 1866–1873.
- 36 B. Hargittai and G. J. Barany, *J. Pept. Res.*, 1999, **54**, 468–479.
- 37 S. Shirakawa and S. Kobayashi, *Org. Lett.*, 2007, **9**, 311–314.
- 38 B. H. Zhou, J. Yang, M. H. Li and Y. L. Gu, *Green Chem.*, 2011, **13**, 2204–2211.
- 39 P. G. Cozzi and L. Zoli, *Green Chem.*, 2007, **9**, 1292–1295.
- 40 P. G. Cozzi and L. Zoli, *Angew. Chem., Int. Ed.*, 2008, **47**, 4162–4166.
- 41 L. Y. Liu, B. Wang, H. M. Yang, W. X. Chang and J. Li, *Tetrahedron Lett.*, 2011, **52**, 5636–5639.
- 42 A. L. Zhu, W. L. Feng, L. J. Li, Q. Q. Li and J. J. Wang, *Catal. Lett.*, 2017, **147**, 261–268.
- 43 A. L. Zhu, C. Y. Du, Y. Zhang and L. J. Li, *J. Mol. Liq.*, 2019, **279**, 289–293.
- 44 A. L. Zhu, Q. Q. Li, L. J. Li and J. J. Wang, *Catal. Lett.*, 2013, **143**, 463–468.
- 45 A. Gilbert, G. Bucher, R. S. Haines and J. B. Harper, *Org. Biomol. Chem.*, 2019, **17**, 9336–9342.
- 46 C. W. Whitehead and C. A. Whitesitt, *J. Med. Chem.*, 1974, **17**, 1298–1304.
- 47 M. Aman and V. R. Rai, *Biocontrol Sci. Technol.*, 2016, **26**, 476–491.
- 48 R. Chuprov-Netochin, Y. Neskorodov, E. Marusich, Y. Mishutkina, P. Volynchuk, S. Leonov, K. Skryabin, A. Ivashenko, K. Palme and A. Touraev, *BMC Plant Biol.*, 2016, **16**, 192–203.

