

# ChemComm

Accepted Manuscript



This article can be cited before page numbers have been issued, to do this please use: L. Macdonald, B. Rausch, M. D. Symes and L. Cronin, *Chem. Commun.*, 2018, DOI: 10.1039/C7CC09036F.



This is an Accepted Manuscript, which has been through the Royal Society of Chemistry peer review process and has been accepted for publication.

Accepted Manuscripts are published online shortly after acceptance, before technical editing, formatting and proof reading. Using this free service, authors can make their results available to the community, in citable form, before we publish the edited article. We will replace this Accepted Manuscript with the edited and formatted Advance Article as soon as it is available.

You can find more information about Accepted Manuscripts in the [author guidelines](#).

Please note that technical editing may introduce minor changes to the text and/or graphics, which may alter content. The journal's standard [Terms & Conditions](#) and the ethical guidelines, outlined in our [author and reviewer resource centre](#), still apply. In no event shall the Royal Society of Chemistry be held responsible for any errors or omissions in this Accepted Manuscript or any consequences arising from the use of any information it contains.



Journal Name

## COMMUNICATION

## Selective hydrogenation of nitroarenes using an electrogenerated polyoxometalate redox mediator

Received 00th January 20xx,  
Accepted 00th January 20xx

Lewis MacDonald, Benjamin Rausch, Mark D. Symes and Leroy Cronin\*.

DOI: 10.1039/x0xx00000x

www.rsc.org/

**The 2-electron reduced form of the polyoxometalate silicotungstic acid ( $\text{H}_4[\text{SiW}_{12}\text{O}_{40}]$ ) is shown to be an effective and selective hydrogenation agent for a range of nitroarenes without the need for any co-catalyst. The ease of generation of the active species and its recyclability suggest that a new approach to this important class of chemical conversions is possible.**

Aromatic amines are a key ingredient in the synthesis of many industrial fine chemicals, including pharmaceuticals, dyes, polymers and agrochemicals.<sup>1–4</sup> A common route to such amines is *via* the reduction of the corresponding nitro- compounds,<sup>5</sup> with the most widely-used procedures relying on the use of catalytic hydrogenation using hydrogen gas and catalysts based on Pt/C,  $\text{PtO}_2$  and Raney Ni.<sup>6</sup> However, whilst these routes tend to be effective, it is not always practical or desirable to employ molecular hydrogen as the hydrogenation agent. Accordingly, there has been considerable interest in developing systems for the selective reduction of nitro aromatics to their aniline derivatives using soluble hydrogenation agents. One such approach has been to use transfer hydrogenation, whereby a reducing agent is paired with an appropriate catalyst,<sup>7,8</sup> which allows hydrogenation to proceed without the need to handle gaseous  $\text{H}_2$ .<sup>6,9–11</sup> Amongst the reducing agents used in such transfer hydrogenations are sodium borohydride, silyl hydrides, formate, oxalic acid and hydrazine.<sup>6,12–14</sup> However, all of these reducing agents are in a sense sacrificial, inasmuch as they are irreversibly consumed during the hydrogenation process.

Recently, we developed the concept of the Electron-coupled-proton buffer, whereby electrochemical water oxidation at the

anode leads to reversible reduction and protonation of a suitable redox mediator at the cathode.<sup>15–19</sup> Previously, we applied this concept to the spatially- and temporally-separated half reactions of water splitting by using the reduced and protonated mediator to generate hydrogen. However, it also seemed to us that the reduced and protonated mediator would also be an ideal hydrogenation agent for organic synthesis, with the key advantages of avoiding the handling of hydrogen gas and the fact that the hydrogen equivalents are obtained from water, rather than a potentially unsustainable sacrificial source.

Herein, we demonstrate the feasibility of this system and show that reduction of silicotungstic acid by two electrons (giving  $\text{H}_6[\text{SiW}_{12}\text{O}_{40}]$ ) produces a species that is capable of reducing nitroarenes to their corresponding aniline derivatives at room temperature with high selectivity in good to excellent yields. The reactions are conducted in aqueous medium, and reduction is possible even in the case of nitroarenes that are essentially insoluble in water. The resulting anilines are readily isolated in pure form from the reaction medium by simply adjusting the pH followed by extraction into organic solvents. Meanwhile, the redox mediator itself can be recycled from the reaction medium and used to perform subsequent hydrogenation reactions without any apparent loss of activity. On account of the selectivity of this process, the fact that it allows hydrogenations without the need for hydrogen gas, high pressures or any co-catalysts, and because of its potential as a sustainable route for the hydrogenation of nitroarenes, we foresee the development of this system to a range of allied transformations in the future.

<sup>a</sup> WestCHEM, School of Chemistry, University of Glasgow, University Avenue, Glasgow, G12 8QQ, UK

\*. E-mail: [Lee.Cronin@glasgow.ac.uk](mailto:Lee.Cronin@glasgow.ac.uk)

Electronic Supplementary Information (ESI) available: [details of any supplementary information available should be included here]. See DOI: 10.1039/x0xx00000x

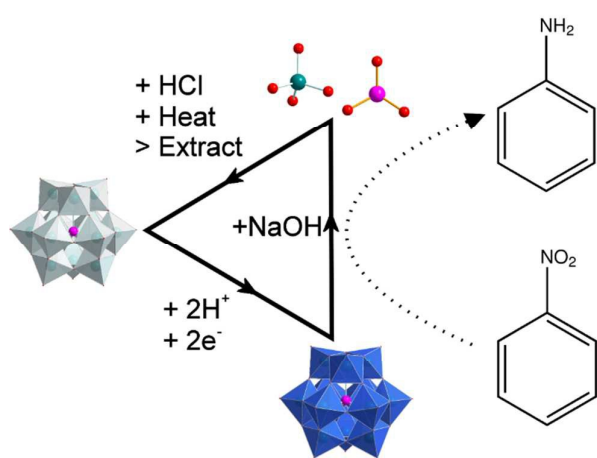


Figure 1: Schematic detailing the process of hydrogenating nitro-containing arene compounds and recycling the polyoxometalate. Colour code - grey polyhedral: oxidized form of the Keggin ion ( $H_4[SiW_{12}O_{40}]$ ), blue polyhedral: reduced form of the Keggin ion ( $H_6[SiW_{12}O_{40}]$ ). Ball and stick diagram: Si = pink, W = green, O = red.

In a typical procedure,  $H_4[SiW_{12}O_{40}]$  was dissolved in water to a concentration of 0.5 M and reduced by two electrons to  $H_6[SiW_{12}O_{40}]$  under an inert atmosphere in a manner similar to that we reported previously (see ESI for full experimental details).<sup>17</sup> To aliquots of this reduced polyoxometalate were then added the nitroarene compounds listed in Table 1 under an inert argon atmosphere, and the reactants were allowed to stir at room temperature for 18 hours. After this time, the pH of the reaction medium was brought above the  $pK_a$  value of the anticipated aniline product and then the reaction mixture was extracted using either ether or chloroform. The aqueous phase was kept aside for subsequent mediator recovery (see below).

The isolated yields of all the aniline products is shown in Table 1, and their purity was confirmed by  $^1H$  and  $^{13}C$  NMR analysis. Comparison to both the starting material and a genuine sample of the anticipated product was made in each case (an example is shown in Figure 2, and data for the

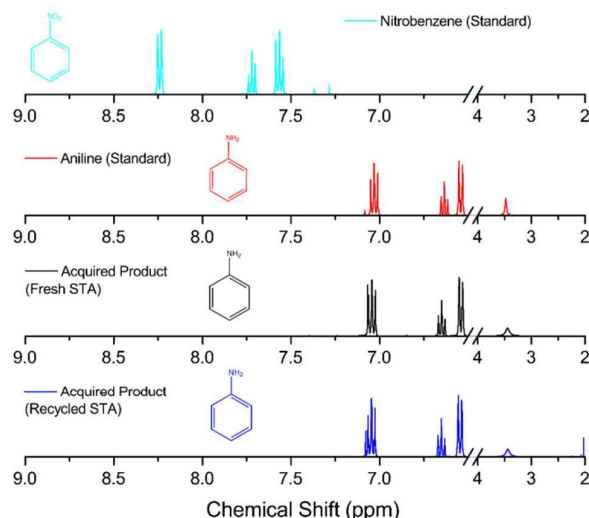
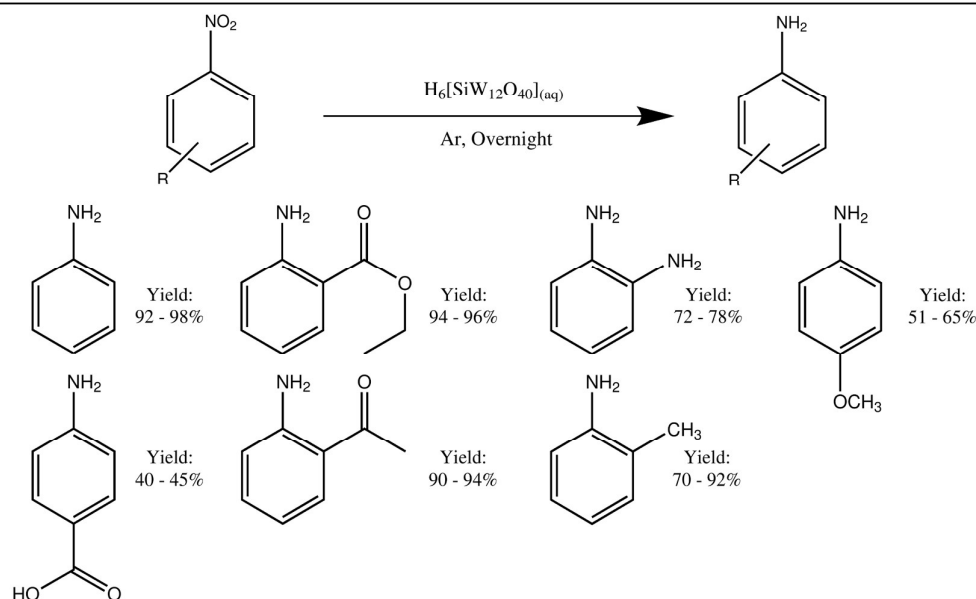


Figure 2:  $^1H$  NMR spectra of the obtained product compared with the starting material (Nitrobenzene) and the anticipated product (Aniline) using fresh and recycled  $H_6[SiW_{12}O_{40}]$  as the hydrogenating agent. All analysis was conducted in  $CDCl_3$  (Axis has been compressed to show detail of peaks, higher resolution images are shown in the ESI). Colour code - nitrobenzene = light blue, aniline = red, acquired product (using fresh  $H_6[SiW_{12}O_{40}]$ ) = black, acquired product (using used  $H_6[SiW_{12}O_{40}]$ ) = dark blue.

remaining compounds are shown in the ESI). In Figure 2, the lack of starting material indicates that all the nitrobenzene has reacted with the reduced mediator, whilst the identical peak pattern with respect to an authentic sample of the anticipated product (aniline) confirms that the selectivity of the reaction is essentially 100%.

Varying isolated yields were obtained for the products shown in Table 1, with the isolated yields for aniline (92-98%), ethyl 2-aminobenzoate (94-96%) and 2'-aminoacetophenone (90-94%) being excellent. The yield of 2-toluidine was also high (70-92%), whilst 4-ansidine (51-65%) and 4-aminobenzoic acid (40-45%) were isolatable in more modest yields. One possible explanation for the lower yields in these two latter cases

Table 1: Table of obtained products with yields (relative to starting materials).



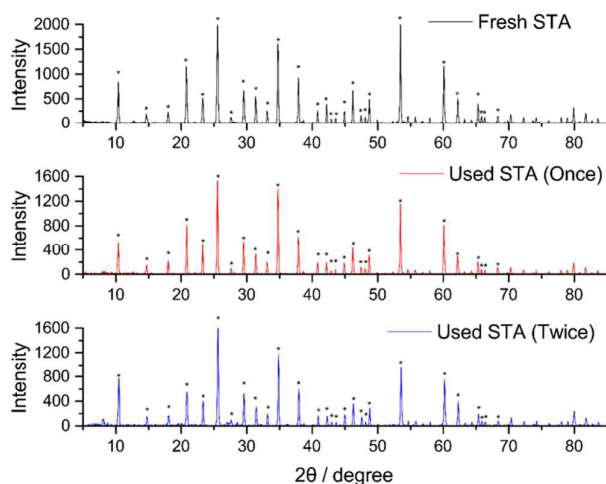


Figure 3: Powder XRD patterns for fresh and the recycled  $H_4[SiW_{12}O_{40}]$ . (\* = peaks confirmed as  $H_4[SiW_{12}O_{40}]$  from the literature)<sup>25</sup> Colour code –  $H_4[SiW_{12}O_{40}]$  (fresh) = Black,  $H_4[SiW_{12}O_{40}]$  after one use as a hydrogenation mediator = Red,  $H_4[SiW_{12}O_{40}]$  after two uses as a hydrogenation mediator = dark blue

relates to the solubility of the starting materials. This appears to dictate the yield of hydrogenated product obtained, with the more water-soluble compounds (nitrobenzene, ethyl 2-nitrobenzene and 2'-nitroacetophenone) showing markedly higher yields than the insoluble organics (4-nitroanisole and 4-nitrobenzoic acid). However, it is notable that even starting materials with very low solubility in water still showed appreciable conversion to the hydrogenated species. For example, 4-nitroanisole has a solubility of 5.9 mg per 10 mL water,<sup>20</sup> yet an isolated yield of between 51 and 65% was obtained when 0.2 g of 4-nitroanisole was present in 10 mL of 0.5 M (reduced) silicotungstic acid. Hence it seems that even largely insoluble species can be effectively hydrogenated by this procedure. An alternative explanation for the lower yield in the case of 4-aminobenzoic acid is the fact that the product is rather water-soluble and hence may not be fully recovered during the extraction process. Likewise, if the methyl group of 4-ansidine is cleaved under these hydrogenation-like conditions, then that would lead to *p*-nitrophenol, which again would be somewhat water-soluble.

The  $H_4[SiW_{12}O_{40}]$  used in the hydrogenation process could be recycled by employing the cycle shown in Figure 1. When the pH of the reaction medium is raised (to allow extraction of the aniline products), the polyoxometalate is subject to partial disassembly into smaller metal-oxo building blocks. However, upon re-acidification and exposure to oxygen, it is possible to re-form  $H_4[SiW_{12}O_{40}]$ . Hence the (dark blue) aqueous layers from the extraction process (typical pH  $\approx$  5.5) were treated with concentrated HCl followed by heating to 95 °C and left to stir overnight. During this time the dark blue solution (indicating reduced mediator) would turn yellow (indicating a fully oxidised species). This solution was then filtered through activated carbon, producing a clear, colourless filtrate.<sup>21–23</sup>

Following literature procedures,  $H_4[SiW_{12}O_{40}]$  was then isolated from this solution by extraction with diethyl ether and subsequent addition of a mineral acid (in this case

concentrated HCl).<sup>24</sup> Crystals of pure  $H_4[SiW_{12}O_{40}]$  were then collected from this extract (see full details in the ESI and CHN analyses of fresh and recycled  $H_4[SiW_{12}O_{40}]$  in Table S1).

Figure 3 compares the powder XRD patterns obtained from recycled  $H_4[SiW_{12}O_{40}]$  (after one use as a hydrogenation mediator) and  $H_4[SiW_{12}O_{40}]$  after a second use as a hydrogenation mediator. Both species give similar peak patterns. The starred peaks agree with previous literature measurements of  $H_4[SiW_{12}O_{40}]$  using powder XRD.<sup>25</sup> The yield of each recovery cycle was calculated to be  $\sim$ 70%.

To show the reusability of the recovered  $H_4[SiW_{12}O_{40}]$ , the recycled compound was reduced electrochemically by two electrons as before and the hydrogenation procedure was repeated using nitrobenzene. Figure 2 shows a comparison of the starting material, an authentic sample of the anticipated product as a standard and the products obtained in the two hydrogenation cycles. There is no distinct variation between the product obtained from electrochemically reduced fresh  $H_4[SiW_{12}O_{40}]$  and the electrochemically reduced recycled  $H_4[SiW_{12}O_{40}]$ . A 97% yield was obtained using the recycled  $H_4[SiW_{12}O_{40}]$  and nitrobenzene. Indeed, the same sample of  $H_4[SiW_{12}O_{40}]$  could be recycled up to four times (with at least 70% recovery of the  $H_4[SiW_{12}O_{40}]$  after each step) and subsequently re-used in the reduction of nitrobenzene (delivering a yield of aniline of at least 92% in each cycle). The fact that the recovery of the  $H_4[SiW_{12}O_{40}]$  after each step is less than 100% is due to its solubility in water and hence the difficulty in obtaining a 100% recovery from its recrystallization.

In addition, we also performed the reduction of ethyl 2-nitrobenzoate to ethyl 2-aminobenzoate using recycled  $H_4[SiW_{12}O_{40}]$  (yield = 89%) and the reduction of 2'-nitroacetophenone to 2'-aminoacetophenone using recycled  $H_4[SiW_{12}O_{40}]$  (yield = 96%). These yields compare well with those obtained using fresh  $H_4[SiW_{12}O_{40}]$  (see Table 1). Taken together, these results suggest that the  $H_4[SiW_{12}O_{40}]$  can be recovered and re-used multiple times for mediated electroreduction of various nitroarene substrates.

In conclusion, we have shown that an electrochemically reduced polyoxometalate, in the form of silicotungstic acid, can selectively hydrogenate the nitro group of a number of nitroarenes in the presence of other functional groups. The procedure is simple and sustainable in that it requires no pressurised hydrogen atmospheres, elevated temperatures, co-catalysts or sacrificial reagents. The mediator is recoverable and recyclable using well known procedures and commonly-available chemicals. Moreover, the recycled mediator can be electrochemically re-reduced and can perform the hydrogenation reaction without an appreciable drop in performance compared with fresh  $H_4[SiW_{12}O_{40}]$ .

We thank the following funders: EPSRC (Grant Nos EP/H024107/1, EP/J015156/1, EP/K023004/1, EP/L023652/1), the EC (318671 MICREAGENTS), ERC (project 670467 SMART-POM). The authors would like to thank the BBSRC, Dr Guillaume Marie and Prof Richard Cogdell for their support. MDS thanks the Royal Society for a University Research Fellowship.

## Notes and references

- 1 X.-A. Ning, J.-Y. Liang, R.-J. Li, Z. Hong, Y.-J. Wang, K.-L. Chang, Y.-P. Zhang and Z.-Y. Yang, *Chemosphere*, 2015, **134**, 367–373.
- 2 A. P. Harding, P. L. A. Popelier, J. Harvey, A. Giddings, G. Foster and M. Kranz, *Regul. Toxicol. Pharmacol.*, 2015, **71**, 244–250.
- 3 B. Jurado-Sánchez, E. Ballesteros and M. Gallego, *Sci. Total Environ.*, 2013, **463–464**, 293–301.
- 4 A. M. Al-Sabagh, N. M. Nasser, E. A. Khamis and M. Abd-El-Raouf, *Egypt. J. Pet.*, 2015, **24**, 363–374.
- 5 A. S. Travis, Travis and A. S., in *PATAI'S Chemistry of Functional Groups*, John Wiley & Sons, Ltd, Chichester, UK, 2009.
- 6 H. K. Kadam and S. G. Tilve, *RSC Adv.*, 2015, **5**, 83391–83407.
- 7 S. Gladiali and E. Alberico, *Chem. Soc. Rev.*, 2006, **35**, 226–236.
- 8 J. S. M. Samec, J.-E. Bäckvall, P. G. Andersson and P. Brandt, *Chem. Soc. Rev.*, 2006, **35**, 237–248.
- 9 H. Imai, T. Nishiguchi and K. Fukuzumi, *Chem. Lett.*, 1976, **5**, 655–656.
- 10 Y. Watanabe, T. Ohta, Y. Tsuji, T. Hiyoshi and Y. Tsuji, *Bull. Chem. Soc. Jpn.*, 1984, **57**, 2440–2444.
- 11 G. Wienhöfer, I. Sorribes, A. Boddien, F. Westerhaus, K. Junge, H. Junge, R. Llusar and M. Beller, *J. Am. Chem. Soc.*, 2011, **133**, 12875–12879.
- 12 K. Imamura, K. Hashimoto, H. Kominami, M. Matsumura, B. Ohtani, H. Kominami and B. Ohtani, *Chem. Commun.*, 2012, **48**, 4356.
- 13 E. Garcia-Verdugo, Z. Liu, E. Ramirez, J. Garcia-Serna, J. Fraga-Dubreuil, J. R. Hyde, P. A. Hamley and M. Poliakoff, *Green Chem.*, 2006, **8**, 359–364.
- 14 M. V. Joshi and D. Mukesh, *J. Catal.*, 1997, **168**, 273–277.
- 15 M. D. Symes and L. Cronin, *Nat. Chem.*, 2013, **5**, 403–409.
- 16 B. Rausch, M. D. Symes and L. Cronin, *J. Am. Chem. Soc.*, 2013, **135**, 13656–13659.
- 17 B. Rausch, M. D. Symes, G. Chisholm and L. Cronin, *Science (80-. )*, 2014, **345**, 1326–1330.
- 18 L. G. Bloor, R. Solarska, K. Bienkowski, P. J. Kulesza, J. Augustynski, M. D. Symes and L. Cronin, *J. Am. Chem. Soc.*, 2016, **138**, 6707–6710.
- 19 L. MacDonald, J. C. McGlynn, N. Irvine, I. Alshibane, L. G. Bloor, B. Rausch, J. S. J. Hargreaves and L. Cronin, *Sustain. Energy Fuels*, 2017, **1**, 1782–1787.
- 20 P. M. Gross and J. H. Saylor, *J. Am. Chem. Soc.*, 1929, **53**, 1744–1751.
- 21 A. G. Scroggie, *J. Am. Chem. Soc.*, 1929, **51**, 1057–1062.
- 22 J. Georgin, G. L. Dotto, M. A. Mazutti and E. L. Foletto, *J. Environ. Chem. Eng.*, 2016, **4**, 266–275.
- 23 S. Cheng, L. Zhang, A. Ma, H. Xia, J. Peng, C. Li and J. Shu, *J. Environ. Sci. (China)*, , DOI:10.1016/j.jes.2016.12.027.
- 24 E. O. North and G. D. Beal, *J. Am. Pharm. Assoc.*, 1924, **13**, 889–898.
- 25 G. Chen, J. Li, X. Yang and Y. Wu, *Appl. Catal. A Gen.*, 2006, **310**, 16–23.