

ChemComm

Accepted Manuscript



This article can be cited before page numbers have been issued, to do this please use: A. F. Garrido-Castro, H. Chobane, D. Mortada, M. C. Maestro Rubio and J. Aleman, *Chem. Commun.*, 2017, DOI: 10.1039/C7CC03724D.



This is an Accepted Manuscript, which has been through the Royal Society of Chemistry peer review process and has been accepted for publication.

Accepted Manuscripts are published online shortly after acceptance, before technical editing, formatting and proof reading. Using this free service, authors can make their results available to the community, in citable form, before we publish the edited article. We will replace this Accepted Manuscript with the edited and formatted Advance Article as soon as it is available.

You can find more information about Accepted Manuscripts in the [author guidelines](#).

Please note that technical editing may introduce minor changes to the text and/or graphics, which may alter content. The journal's standard [Terms & Conditions](#) and the ethical guidelines, outlined in our [author and reviewer resource centre](#), still apply. In no event shall the Royal Society of Chemistry be held responsible for any errors or omissions in this Accepted Manuscript or any consequences arising from the use of any information it contains.



Journal Name

COMMUNICATION

Asymmetric Radical Alkylation of *N*-Sulfinimines under Visible Light Photocatalytic Conditions^{†‡}

Received 00th January 20xx,
Accepted 00th January 20xx

Alberto F. Garrido-Castro,^a Houcine Choubane,^{a,b} Mortada Daaou,^b M. Carmen Maestro^{*a} and José Alemán^{*a,c}

DOI: 10.1039/x0xx00000x

www.rsc.org/

In this communication, a new photocatalytic strategy for the addition of alkyl-radical derivatives to *N*-sulfinimines with complete diastereoselectivity and moderate to good yields is presented. This is the first asymmetric photocatalytic addition to *N*-sulfinimines under visible light conditions with smooth conditions and functional group tolerance.

Enantiopure sulfinimines, or *N*-sulfinyl imines, have been used in the asymmetric synthesis of diverse chiral amino derivatives, e.g. α -branched amines, α - and β -amino acids, and α - and β -amino phosphonic acids.¹ The *N*-sulfinyl group is one of the best chiral auxiliaries for imines because the C=N bond is activated for nucleophilic addition, diastereofacial selectivity is provided, and it is easily removable under mild acidic conditions. However, most reactions with *N*-sulfinimines employ organometallic compounds such as organolithium or Grignard reagents under very restrictive conditions (low temperature and minimal functional group tolerance).

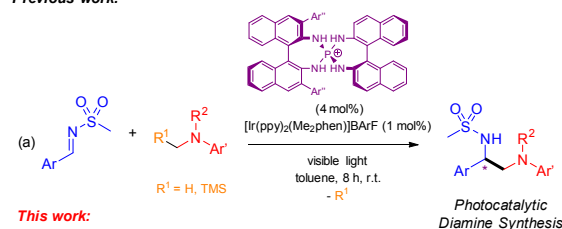
In this regard, radical reactions offer a better functional group tolerance under more suitable reaction conditions. However, only a few examples involving radical-mediated intermolecular additions to *N*-sulfinimines have been reported,²⁻⁴ which are impractical because of the large amount of radical precursors and the use of toxic reagents (Bu₃SnH). These issues are impeding a simple gateway to valuable chiral amines, and therefore a new straightforward methodology capable of overcoming these limitations is required.

On the other hand, visible light photoredox catalysis has

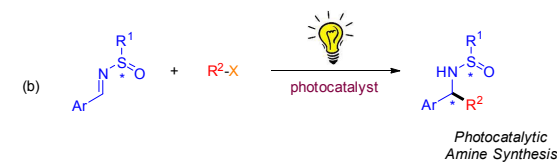
received significant attention over the past decade due to its ability to achieve bond constructions that are not possible using established procedures.⁵ At the same time, photoredox catalysts can also be employed to generate radicals to be used in a diverse range of proven radical strategies. This approach is based on the adeptness transition metal complexes⁶ and organic dyes⁷ display by engaging in SET processes following photoexcitation with visible light. Numerous photocatalytic examples of racemic radical transformations performed with imines have been published.⁸ However, only one asymmetric approach has been disclosed by Ooi and co-workers (Scheme 1a).⁹ In Ooi's work, the addition of α -alkylamine derivatives to *N*-sulfonylimines to afford diamine derivatives was described. Nonetheless, no examples of visible light photocatalytic reactions with *N*-sulfinimines exist to the best of our knowledge.

Therefore, our goal is to deliver a novel radical addition to *N*-sulfinimines, using photocatalysis and visible light irradiation as a viable radical-generating process, and the *N*-sulfinyl group as a chiral auxiliary to achieve complete stereoselectivity in the synthesis of amine derivatives (Scheme 1b).

Previous work:



This work:



Scheme 1. Previous reaction and present work of this manuscript.

In order to achieve this goal, we performed an initial study in which the reactivity of the enantiopure *N*-sulfinimine **1a** (**R**¹

^a Departamento de Química Orgánica (Módulo 1), Facultad de Ciencias, Universidad Autónoma de Madrid, 28049-Madrid, Spain. E-mail: jose.aleman@uam.es; webpage: www.uam.es/jose.aleman

^b L.S.P.B.E, Département de Chimie Organique Industrielle, Faculté de Chimie, Université des Sciences et de la Technologie d'Oran- Mohamed Boudiaf- B.P 1505 El Mnaouer, Oran, 31000, Algérie.

^c Institute for Advanced Research in Chemical Sciences (IAdChem), Universidad Autónoma de Madrid, 28049 Madrid, Spain.

[†] Authors dedicate this work to Prof. Jose Luis García Ruano on the occasion of his 70th birthday.

[‡] Electronic Supplementary Information (ESI) available: See DOI: 10.1039/x0xx00000x.

COMMUNICATION

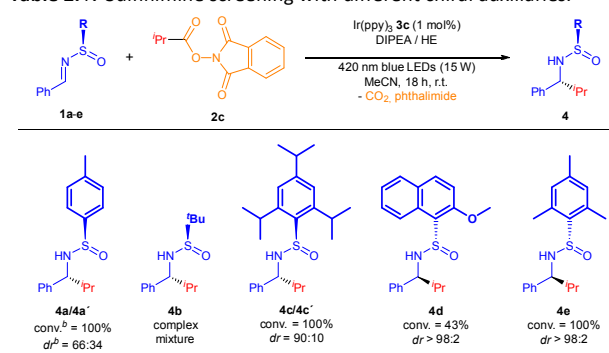
Journal Name

= *p*-Tol) was tested with different radical donors (see. S.I. for more details). Reactions performed with isobutyric acid (**2a**)¹⁰ and isopropyl oxalate (**2b**)¹¹ were unsuccessful; probably caused by the effect the required additives (K₂HPO₄ and water) inflicted upon the *N*-sulfinimine, observing its hydrolysis in the crude mixture. However, under fairly anhydrous conditions, the reaction of *N*-(isobutyroxy)phthalimide **2c**¹² with *N*-sulfinimine **1a** catalyzed by [Ru(bpy)₃]²⁺ (**3a**) gave rise to our desired product in moderate conversion after 14 hours (entry 1, Table 1).

Following this positive result, we tried to identify the optimal photocatalyst that would allow us to increase the final conversion. As revealed in Table 1, the use of some metal photocatalysts (entries 2, 4 and 5) occasionally led to *N*-sulfinimine hydrolysis, whereas reactions performed with organic dyes (entries 6–8) yielded **4a** without hydrolysis of **1a**. Nicely, Ir(ppy)₃ **3c** displayed the highest conversion (entry 3), and it was consequently used as photocatalyst during the solvent screening (entries 9–12). Gratifyingly, reactions performed with Ir(ppy)₃ in highly polar solvents (entries 10–12) led to complete conversion to sulfinamide **4a/4a'**.

Despite reaching optimal conversion, *dr* values obtained during screening studies confirmed that the reaction displayed low diastereoselectivity under the optimized conditions. Variation of different reaction parameters such as temperature (0, -30 °C instead of r.t.) and concentration (0.03 M instead of 0.10 M) seemed to have no effect upon diastereoselectivity. We performed several tests with *N*-tert-butanesulfinimine **1b**, aiming to improve this feature by taking advantage of the bulkier ^tBu group. However, none of these trials provided the

Table 2. *N*-Sulfinimine screening with different chiral auxiliaries.^a



^a Reaction conditions: 0.1 mmol scale using 1.0 equiv. of *N*-sulfinimine **1**, 1.5 equiv. of phthalimide **2c**, 2.0 equiv. of DIPEA, 1.5 equiv. of Hantzsch ester (HE) and 1 mL of MeCN. ^b Determined by ¹H NMR.

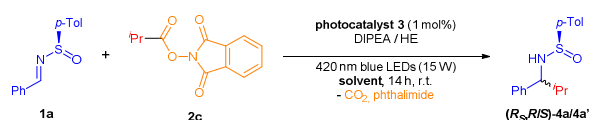
desired product, obtaining a complex mixture under the present conditions (Table 2). These results prompted us to conduct an evaluation of three different *N*-sulfinimines bearing bulkier aryl groups (**1c–e**), anticipating that the stereoselection would improve upon increase of the steric size of the *N*-sulfinyl moiety (Table 2). To our delight, all three of them delivered excellent diastereoselectivity, especially the 2-methoxy-1-naphthyl- and mesityl-substituted *N*-sulfinimines (**1d** and **1e**, respectively). Since **1d** was less reactive than **1e** after 18 hours, we selected the latter as the optimal substrate to complete the scope with different imines (Table 3), and different radical donors (Table 4), using DMSO as solvent because higher yields were achieved after isolation by flash chromatography (see S.I.).

The reaction was found to be compatible with a large variety of aromatic rings (Table 3).¹³ Therefore, electron donating and electron withdrawing groups underwent the alkylation with excellent diastereoselectivity (**4f**, **4g** and **4h**), and good chemoselectivity in the case of **1h**, where no addition to the nitrile group was detected. Pleasantly, this photocatalytic protocol tolerated the use of halogen substituents at *para* and *ortho* positions without reduction or loss of the bromide and iodide atoms (**4i** and **4j**). Different electron rich and poor heterocycles were used, yielding **4k** and **4l** with an excellent diastereoselectivity.

The simple one-step preparation of the phthalimide reagent (see S.I.) led us to conduct a study of the addition of different alkyl radicals derived from **2** to the imine **1e** (Table 4). As a result, secondary alkyl groups were easily added with excellent yields (74–79%) and diastereoselectivity, as well as the *tert*-butyl group (**4n**). Primary alkyl radicals have been traditionally problematic in terms of their generation, and other methods have failed to successfully complete the addition to the *N*-sulfinimine.⁴ Remarkably, primary alkyl radical addition was achieved with an excellent *dr*, albeit in moderate yield due to its difficult isolation (**4o**).

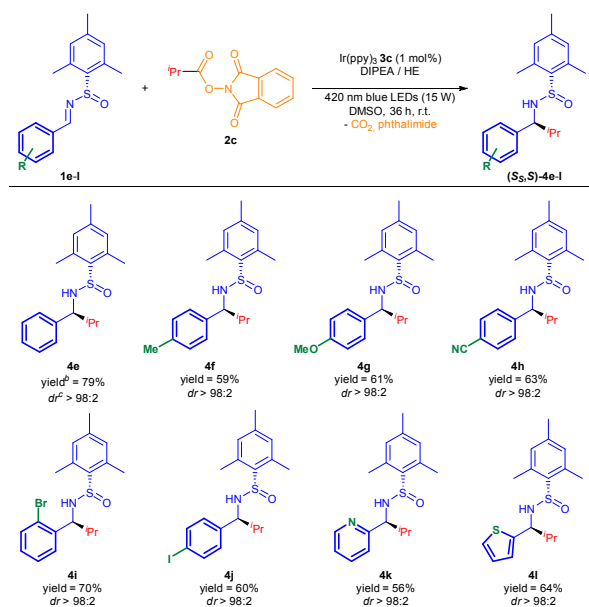
The absolute configuration of compound **4e** was determined by comparison of the spectroscopic data of a

Table 1. Catalyst and solvent screening of the visible light-mediated alkylation of *N*-sulfinimines.^a



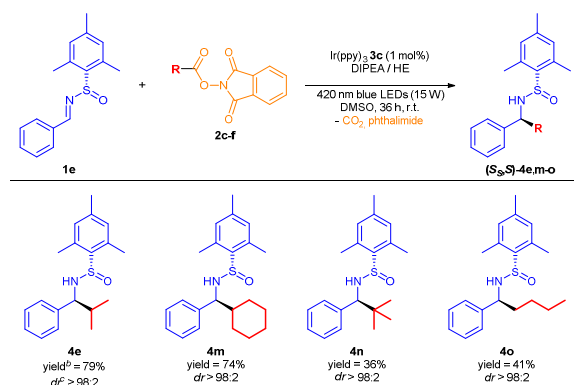
Entry	Photocatalyst	Solvent	Conv. (%) ^b	<i>dr</i> ^b
1	[Ru(bpy) ₃]Cl ₂ ·6H ₂ O (3a)	DCM	39	73:27
2	[Ir(ppy) ₂ (bpy)]PF ₆ (3b)	DCM	– ^c	–
3	Ir(ppy) ₃ (3c)	DCM	67	72:28
4	Ir(dFppy) ₃ (3d)	DCM	– ^c	–
5	[Ir(dF(CF ₃)ppy) ₂ (dtbpy)]PF ₆ (3e)	DCM	– ^c	–
6	Eosin Y (3f)	DCM	58	68:32
7	Rose Bengal (3g)	DCM	46	75:25
8	Rhodamine 6G (3h)	DCM	29	67:33
9	Ir(ppy) ₃ (3c)	Tol	30	71:29
10	Ir(ppy) ₃ (3c)	DMF	100	69:31
11	Ir(ppy) ₃ (3c)	MeCN	100	66:34
12	Ir(ppy) ₃ (3c)	DMSO	100	68:32

^a Reaction conditions: 0.1 mmol scale using 1.5 equiv. of *N*-sulfinimine **1a**, 1.0 equiv. of phthalimide **2c**, 2.0 equiv. of DIPEA, 1.5 equiv. of Hantzsch ester (HE) and 1 mL of solvent. ^b Conversion and diastereomeric ratio were determined by ¹H NMR analysis of the crude mixture. ^c Reliable data could not be obtained due to partial *N*-sulfinimine hydrolysis.

Table 3. *N*-Sulfinimine scope with (isobutyryloxy)phthalimide **2c**.^a

^a Reaction conditions: 0.1 mmol scale using 1.0 equiv. of *N*-sulfinimine **1**, 1.5 equiv. of phthalimide **2c**, 3.0 equiv. of DIPEA, 0.5 equiv. of Hantzsch ester (HE) and 1 mL of DMSO. ^b Isolated yields after flash chromatography. ^c Determined by ¹H NMR.

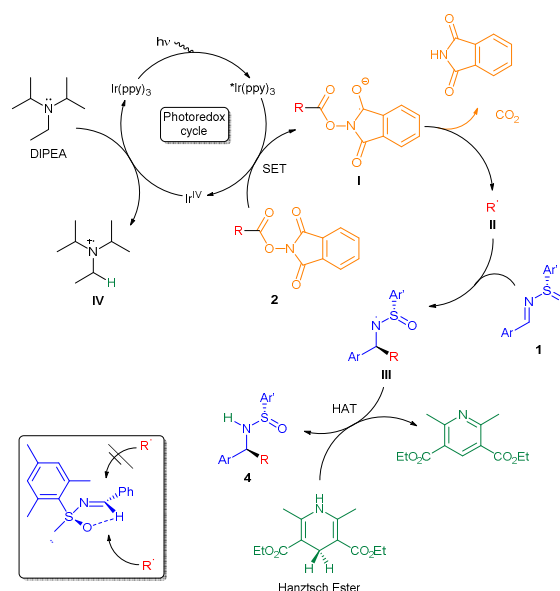
known compound in the literature (see S.I.),¹⁴ assuming the same stereochemical behaviour for all compounds **4**. We have carried out the desulfinylation under acidic conditions of **4e**, giving rise to amine **5** which has been correlated with a known (*S*)-amine in the literature (see S.I.). The stereoselectivity of these reactions can be rationalized from the more stable *s*-cis arrangement conformation of the sulfinylimine (enforced by the intramolecular hydrogen bond interaction).⁴ The approach of the radical to the less hindered *si*-face of imines explains the *S* configuration assigned to the obtained compounds **4e-o** (bottom-left, Scheme 2).

Table 4. Phthalimide screening with *N*-sulfinimine **1e**.^a

^a Reaction conditions: 0.1 mmol scale using 1.0 equiv. of *N*-sulfinimine **1**, 1.5 equiv. of phthalimide **2c**, 3.0 equiv. of DIPEA, 0.5 equiv. of Hantzsch ester (HE) and 1 mL of DMSO. ^b Isolated yields after flash chromatography. ^c Determined by ¹H NMR.

A plausible mechanism of the radical addition to *N*-sulfinimines is depicted in Scheme 2. The radical formation of the reaction pathway is based on mechanistic studies performed on our system along with fundamental concepts related to photoredox catalytic mechanisms.^{5,6} Photoredox catalysts can reach an excited state upon irradiation with visible light. Therefore, Ir(ppy)₃ absorbs irradiation with blue light, populating the highly reducing excited ^{*}Ir(ppy)₃ species ($E_{1/2} \text{ Ir}^{\text{IV}}/\text{Ir}^{\text{III}} = -1.73 \text{ V vs SCE}$).⁶ The photoexcited catalyst engages in a SET process with phthalimide **2c** ($E_{1/2}^{\text{red}} = -1.14 \text{ V vs SCE}$, see cyclic voltammetry in S. I.), generating anion radical **I** through an oxidative quenching pathway (see Scheme 2). The photocatalytic cycle is completed with the reduction of the Ir^{IV} species ($E_{1/2} \text{ Ir}^{\text{IV}}/\text{Ir}^{\text{III}} = +0.77 \text{ V vs SCE}$)⁶ by an electron donor such as DIPEA ($E_{1/2}^{\text{ox}} = +0.94 \text{ V vs SCE}$, see cyclic voltammetry in S. I.), regenerating the photocatalyst. The resultant reductive elimination of the phthalimide group leads to decarboxylation and subsequent formation of radical **II**. Next, *N*-sulfinimine **1** undergoes radical addition (**II**) to afford *N*-centered radical **III**. Finally, Hantzsch ester donates a hydrogen atom to **III**, giving rise to sulfinamide **4** via hydrogen atom transfer (HAT). The reaction also proceeds adequately in absence of Hantzsch ester, although requiring longer reaction times, because the oxidized species of DIPEA **IV** can transfer a hydrogen atom.

In order to validate this proposal, different mechanistic studies were performed. Stern-Volmer quenching evaluation allowed us to establish the first step of the mechanism (see S.I.). The excited state of our photocatalyst **3c** can decay via phosphorescence ($\lambda_{\text{em}} = 518 \text{ nm}$).¹⁵ However, we observed that phthalimide **2c** interfered with this process, quenching the excited state of the photocatalyst.

**Scheme 2.** Proposed mechanism for the decarboxylative alkylation.

COMMUNICATION

Journal Name

On the other hand, DIPEA and *N*-sulfinimine **1** did not display this quenching ability. Therefore, the mechanism should follow an oxidative quenching pathway, starting with reduction of phthalimide **2**.

Finally, to ensure whether this reaction is governed by a radical chain propagation process or a visible light-photocatalytic one, we carried out light/dark experiments, (Figure 1).¹⁶ In addition, the radical chain mechanism seems to be incoherent since the *N*-centered radical **III** and phthalimide **2c** should both be reduced.¹⁷ Predictably, we observed that product formation (**4e**) only occurs during visible light irradiation periods, indicating that radical formation is taking place. Moreover, the quantum yield (ϕ) of this reaction was measured (see S.I.) to provide further information in this regard. Since ϕ (420 nm) = 0.077, the photocatalyst must absorb 13 photons to afford one equivalent of product, indicating that a chain propagation-type mechanism should not be taking place.

In conclusion, the first highly diastereoselective photocatalytic addition to *N*-sulfinimines is presented. This is an efficient transformation with full conversion under mild conditions in absence of toxic reagents. The reaction presents a wide scope, affording different sulfinamides with high diastereomeric control. We propose a mechanism based on the reductive decarboxylation of the phthalimide to generate the alkyl radical which is added to the *N*-sulfinimine via oxidative quenching of the photocatalyst, as it is confirmed by Stern-Volmer studies. Furthermore, the quantum yield indicates that the reaction does not involve a radical chain mechanism.

Spanish Government (CTQ2015-64561-R) and the European Research Council (ERC-CG, contract number: 647550) are acknowledged.

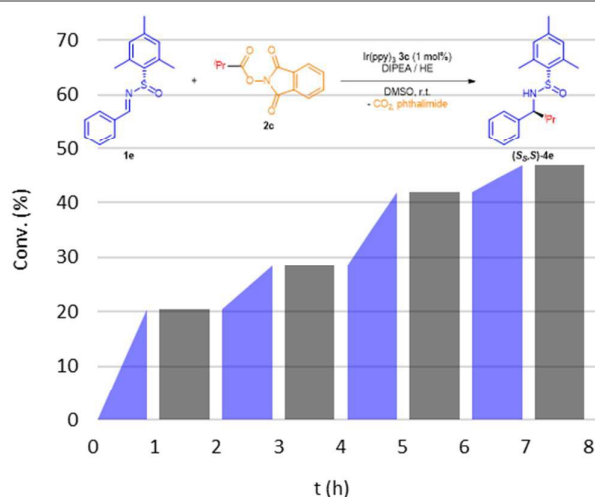


Figure 1. Light/dark experiment for the decarboxylative alkylation of *N*-sulfinimines. Conversion determined by ¹H NMR. Areas shaded in blue indicate irradiation and those shaded in black indicate darkness.

Notes and references

- (a) P. Zhou, B.-C. Chen and F. A. Davis, *Tetrahedron*, 2004, **60**, 8003; (b) F. A. Davis, *J. Org. Chem.*, 2006, **71**, 8993; (c) F. Ferreira, C. Botuha, F. Chemla and A. Pérez-Luna, *Chem. Soc. Rev.*, 2009, **38**, 1162; (d) M. T. Robak, M. A. Herbage and J. A. Ellman, *Chem. Rev.*, 2010, **110**, 3600.
- Although Lin's reductive cross-coupling with aldehydes is not a radical alkyl addition, it can be considered a radical mediated process, see: Y.-W. Zhong, Y.-Z. Dong, K. Fang, K. Izumi, M.-H. Xu and G.-Q. Lin, *J. Am. Chem. Soc.*, 2005, **127**, 11956.
- T. Akindele, Y. Yamamoto, M. Maekawa, H. Umeki, K.-I. Yamada and K. Tomioka, *Org. Lett.*, 2006, **8**, 5729.
- (a) J. A. Fernández-Salas, M. C. Maestro, M. M. Rodríguez-Fernández, J. L. García-Ruano and I. Alonso, *Org. Lett.*, 2013, **15**, 1658. For pioneering works on intramolecular radical additions to *N*-sulfinimines, see: (b) E. M. Rochette, W. Lewis, A. G. Dossetter and R. A. Stockman, *Chem. Commun.*, 2013, **49**, 9395; (c) E. Lacôte and M. Malacria, *C.R. Acad. Sci., Ser. IIc: Chim.*, 1998, **1**, 191.
- (a) M. Fagnoni, D. Dondi, D. Ravelli and A. Albini, *Chem. Rev.*, 2007, **107**, 2725; (b) J. M. R. Narayanam and C. R. J. Stephenson, *Chem. Soc. Rev.*, 2011, **40**, 102; (c) L. Shi and W. Xia, *Chem. Soc. Rev.*, 2012, **41**, 7687.
- C. K. Prier, D. A. Rankic and D. W. C. MacMillan, *Chem. Rev.*, 2013, **113**, 5322.
- (a) D. Ravelli, M. Fagnoni and A. Albini, *Chem. Soc. Rev.*, 2013, **42**, 97; (b) S. Fukuzumi and K. Ohkubo, *Chem. Sci.*, 2013, **4**, 561; (c) D. P. Hari and B. König, *Chem. Commun.*, 2014, **50**, 6688; (d) N. A. Romero and D. A. Nicewicz, *Chem. Rev.*, 2016, **116**, 10075.
- For racemic photocatalytic addition to sulfonylimines, see: (a) J. K. Matsui, S. B. Lang, D. R. Heitz and G. A. Molander, *ACS Catal.*, 2017, **7**, 2563. For racemic photocatalytic additions to *N*-arylimines, see: (b) M. Nakajima, E. Fava, S. Loescher, Z. Jiang and M. Rueping, *Angew. Chem. Int. Ed.*, 2015, **54**, 8828; (c) L. Qi and Y. Chen, *Angew. Chem. Int. Ed.*, 2016, **55**, 13312. For racemic photocatalytic addition to ketimines, see: (d) J. L. Jeffrey, F. R. Petronijević and D. W. C. MacMillan, *J. Am. Chem. Soc.*, 2015, **137**, 8404; (e) For an intramolecular photocatalytic racemic example, see: S.-Y. Hsieh and J. W. Bode, *Org. Lett.*, 2016, **18**, 2098.
- For asymmetric additions, see: (a) D. Uruguchi, N. Kinoshita, T. Kizu and T. Ooi, *J. Am. Chem. Soc.*, 2015, **137**, 13768; (b) T. Kizu, D. Uruguchi and T. Ooi, *J. Org. Chem.*, 2016, **81**, 6953.
- L. Chu, C. Ohta, Z. Zuo and D. W. C. MacMillan, *J. Am. Chem. Soc.*, 2014, **136**, 10886.
- C. C. Nawrat, C. R. Jamison, Y. Slutskyy, D. W. C. MacMillan and L. E. Overman, *J. Am. Chem. Soc.*, 2015, **137**, 11270.
- J. Yang, J. Zhang, L. Qi, C. Hu and Y. Chen, *Chem. Commun.*, 2015, **51**, 5275.
- Alkyl *N*-sulfinimines were found to be unreactive under the present conditions. Alkenyl *N*-sulfinimines yielded a complex mixture in which 1,2- and 1,4-additions were detected in the crude NMR.
- (a) C. Roe, T. M. Solá, L. Sasraku-Neequaye, H. Hobbs, I. Churcher, D. MacPherson and R. A. Stockman, *Chem. Commun.*, 2011, **47**, 7491. (b) C. Roe, H. Hobbs and R. A. Stockman, *J. Org. Chem.*, 2011, **76**, 9452.
- J.-H. Seo, N.-S. Han, H.-S. Shim, J.-H. Kwon and J.-K. Song, *Bull. Korean Chem. Soc.*, 2011, **32**, 1457.
- (a) M. A. Cismesia and T. P. Yoon, *Chem. Sci.*, 2015, **6**, 5426. (b) For fundamental review, see: (a) D. M. Arias-Rotondo and J. K. McCusker, *Chem. Soc. Rev.*, 2016, **45**, 5803.
- Intermediate **III** (see Scheme 2) would be reduced to the corresponding anion followed by protonation to yield **4**.

GRAPHICAL ABSTRACT:

