


# RSC Advances



This article can be cited before page numbers have been issued, to do this please use: L. Yang, J. Yuan, P. Mao and Q. Guo, *RSC Adv.*, 2015, DOI: 10.1039/C5RA21183B.



This is an *Accepted Manuscript*, which has been through the Royal Society of Chemistry peer review process and has been accepted for publication.

*Accepted Manuscripts* are published online shortly after acceptance, before technical editing, formatting and proof reading. Using this free service, authors can make their results available to the community, in citable form, before we publish the edited article. This *Accepted Manuscript* will be replaced by the edited, formatted and paginated article as soon as this is available.

You can find more information about *Accepted Manuscripts* in the [Information for Authors](#).

Please note that technical editing may introduce minor changes to the text and/or graphics, which may alter content. The journal's standard [Terms & Conditions](#) and the [Ethical guidelines](#) still apply. In no event shall the Royal Society of Chemistry be held responsible for any errors or omissions in this *Accepted Manuscript* or any consequences arising from the use of any information it contains.

## ARTICLE

# Chelating Palladium Complexes Containing Pyridine/pyrimidine Hydroxyalkyl Di-functionalized N-Heterocyclic Carbenes: Synthesis, Structure, and Catalytic Activity towards C-H Activation

Cite this: DOI: 10.1039/x0xx00000x

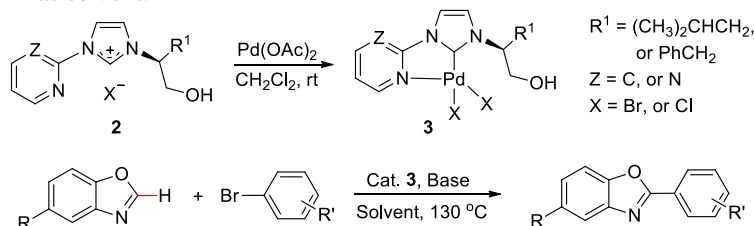
Received 00th January 2012,  
Accepted 00th January 2012

DOI: 10.1039/x0xx00000x

www.rsc.org/

Liangru Yang,\* Jinwei Yuan, Pu Mao\* and Qi Guo

The synthesis of novel chelating palladium complexes containing pyridine/pyrimidine hydroxyalkyl di-functionalized *N*-heterocyclic carbenes (NHCs) *via* direct metallation of the precursor imidazolium salts is presented. The structure has been characterized unambiguously by X-ray single crystal analysis. Catalytic activity investigation showed that the complexes catalyse the direct C-H bond arylation of (benzo)oxazoles efficiently when using *t*BuOLi as base and DMF as solvent.



## Introduction

*N*-Heterocyclic carbenes (NHCs) have been widely used as ancillary ligands in coordination chemistry and organic catalysis since the successful isolation and characterization of the first stable NHC by Arduengo *et al.* in 1991.<sup>1</sup> As a class of non-phosphine ligands and alternative to tertiary phosphines, their unique properties such as strong  $\sigma$ -donating ability, robustness, and sterically demanding character have been well documented.<sup>2</sup> Numerous NHC metal complexes have been synthesized, characterized and applied successfully to organic transformations, including C-C, C-hetero atom coupling, polymerization, hydrogenation and oxidation reactions.<sup>3</sup> As chelating/pincer ligands might control the stability of the active species and improve the catalytic activity, the chelating/pincer NHC metal complexes have drawn especially much attention in recent years.<sup>4</sup> Chelating NHC metal complexes containing heteroatom donors, such as P, N, O and S, have been synthesized, characterized and employed as catalysts for catalytic organic transformations (Fig. 1).<sup>5</sup> The preliminary research demonstrated that C<sub>NHC</sub>P and C<sub>NHC</sub>N chelating palladium,<sup>6</sup> iridium,<sup>7</sup> rhodium<sup>6a,7a,7c</sup> and ruthenium<sup>8</sup> complexes to be highly efficient catalyst for the Heck reaction of vinyl compounds with aryl bromides and chlorides, Suzuki-Miyaura cross-coupling of aryl bromides and chlorides, hydrogenation

of alkenes or ketones, dimerization of alkenes and C-H activation of methane. Alcohol-functionalized imidazolium salts have been reported to afford different type of C<sub>NHC</sub>O chelating palladium or nickel complexes upon certain metallation conditions, and the comparatively weak C<sub>NHC</sub>O chelate dissociate easily.<sup>5a</sup> Hydroxyethyl substituted C<sub>NHC</sub>O chelating complexes have been demonstrated to catalyse the Heck reaction and asymmetric addition of diethylzinc to benzaldehyde efficiently.<sup>9</sup>

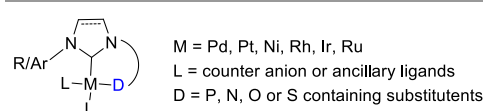


Figure 1. Chelating NHC metal complexes

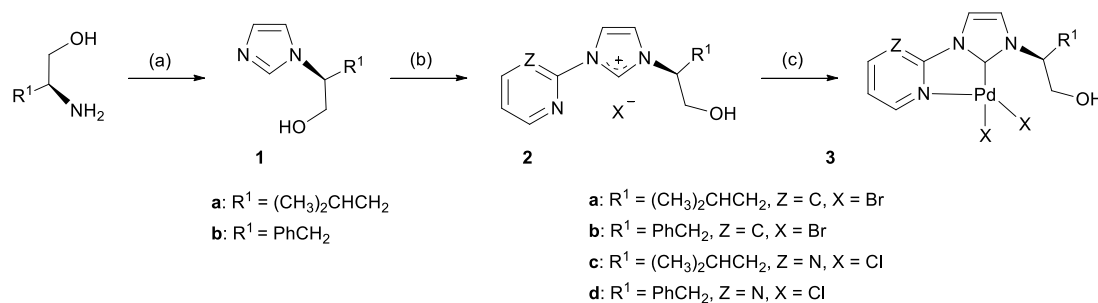
Our group have developed an efficient procedure to synthesize chiral hydroxyalkyl functionalized imidazole derivatives.<sup>10</sup> Quaternization of the hydroxyalkyl functionalized imidazole with halides containing N, P, *et al.* heteroatom would produce di-functionalized imidazolium salts, which should be ideal precursors for the hybrid pincer NHC ligands (NC<sub>NHC</sub>O or PC<sub>NHC</sub>O) or chelating NHC ligands (C<sub>NHC</sub>N or C<sub>NHC</sub>P). Owing to the comparatively strong stability and coordination capability of nitrogen compounds, we prepared hetero-difunctionalized

imidazolium salts through the quaternization of hydroxyalkyl substituted imidazoles by 2-bromopyridine or 2-chloropyrimidine. Direct metallation of the hetero-difunctionalized imidazolium salts by  $\text{Pd}(\text{OAc})_2$  under mild reaction condition produced the  $\text{C}_{\text{NHC}},\text{N}$  chelating palladium complexes smoothly.

2-Aryl substituted (benzo)oxazoles are very important backbones for the synthesis of natural products, pharmaceutically active compounds, and functional materials.<sup>11</sup> Recently, the transition metal-catalysed direct C–H bond arylation has been noticed to be a potentially more efficient and convenient alternative for the straight forward synthesis of such compounds.<sup>12</sup> However, in most cases, excessive free tertiary phosphines were used as ligands with transition metal salts. Besides air-, thermal-, and moisture-sensitive tertiary phosphine ligands and metal salts systems, Arslan and co-workers reported a mixed-halide NHC complex,  $(\text{NHC})_2\text{PdX}_2$  ( $\text{X}=\text{Cl}_{0.7}\text{Br}_{0.3}$ ) and established its efficient catalytic activity

toward the direct C–H bond arylation of (benzo)oxazoles.<sup>13</sup> Shao and co-workers reported that 2-aryl functionalized (benzo)oxazoles can be obtained efficiently *via* direct C–H bond arylation of (benzo)oxazoles catalysed by a well-defined imidazole coordinated NHC palladium complex.<sup>14</sup> While to the best of our knowledge, the catalytic activity of chelating or pincer NHC palladium complexes towards the direct C–H bond arylation of (benzo)oxazoles has not been reported.

In view of the successful application of chelating palladium catalyst in classical C–C bond formation, while comparatively rare application in C–H activation, here we report the synthesis, characterization and C–H bond activation catalytic activity study of a novel type of  $\text{C}_{\text{NHC}},\text{N}$  chelating complexes. As expected, the  $\text{C}_{\text{NHC}},\text{N}$  chelating complexes here proved remarkably stable toward air and moisture, and showed high catalytic activity toward C–H bond arylation of (benzo)oxazoles. These results underline the high potential of this class of chelating NHC complexes in catalysis.



**Scheme 1.** Synthesis of the ligands and chelating NHC-Pd complexes. (a)  $\text{HCHO}$ ,  $\text{CHOCHO}$ ,  $\text{NH}_4\text{Cl}$ ,  $\text{MeOH}$ ,  $0-60^\circ\text{C}$ ; (b) 2-bromopyridine or 2-chloropyrimidine,  $150$  or  $110^\circ\text{C}$ ; (c)  $\text{Pd}(\text{OAc})_2$ ,  $\text{CH}_2\text{Cl}_2$ , r.t.,  $10\text{ h}$ .

## Results and discussion

### Synthesis of pyridine/pyrimidine hydroxyalkyl di-functionalized imidazolium salts

Through slight modification of the literature reports,<sup>10</sup> imidazole alcohols (**1a-b**) were synthesized from the condensation reaction of amino alcohols, formaldehyde, glyoxal, and ammonium chloride in relatively high yields (Scheme 1). The structure was characterized by NMR and MS analysis.

Pyridine hydroxyalkyl di-functionalized imidazolium salts (**2a-b**) were obtained from the neat reaction of the imidazole alcohols with excessive 2-bromopyridine at  $150^\circ\text{C}$ , and pyrimidine hydroxyalkyl di-functionalized imidazolium salts (**2c-d**) were obtained by heating the mixture of imidazole alcohols and 2-chloropyrimidine in toluene at  $110^\circ\text{C}$  (Scheme 1). The pure products were obtained by silica chromatography and characterized by NMR and MS analysis. In imidazole alcohols (**1a-b**), the resonances of  $\text{NCHN}$  protons appeared at  $7.65$  and  $7.48\text{ ppm}$ , respectively. In compounds **2a-d**, single proton signals appeared within the range of  $10.34-10.17\text{ ppm}$ , which can be attributed to the resonances of  $\text{NCHN}$  protons, indicated the formation of imidazolium salts. Appearances of

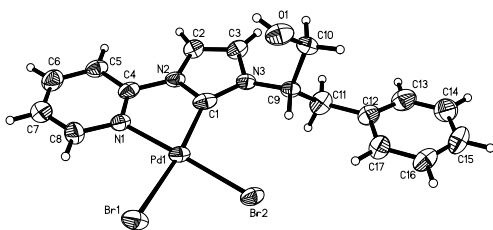
additional proton signals in the range of  $9.08-7.18\text{ ppm}$  confirmed the formation of pyridine/pyrimidine hydroxyalkyl di-functionalized imidazolium salts.

### Synthesis of chelating NHC palladium complexes

The chelating NHC-Pd complexes (**3a-d**) were prepared through the direct metallation of imidazolium salts (**2a-b**) by  $\text{Pd}(\text{OAc})_2$  in dichloromethane at room temperature (Scheme 1). The formation of the chelating NHC palladium complexes was observed from the studies of NMR spectra, showing the conspicuous absence of the  $\text{NCHN}$  resonances of imidazolium salts in the  $^1\text{H}$  NMR spectra, and the appearance of additional signals within  $160.5-149.7\text{ ppm}$  in the  $^{13}\text{C}$  NMR spectra, which should be attributed to the new  $\text{C}_{\text{carbene}}-\text{Pd}$  resonance. Meanwhile, the resonances of the pyridine proton adjacent to the nitrogen atom appeared at  $9.44$  (**3a**) and  $9.40$  (**3b**) ppm, obviously downfielded compared to those of the imidazolium salts **2a** ( $8.68\text{ ppm}$ ) and **2b** ( $8.65\text{ ppm}$ ), supporting the coordination of pyridine to the palladium center. Similarly, in compounds **2c-d**, the resonances of the two pyrimidine protons adjacent to the nitrogen atom appeared as doublets at  $9.08$  (**2c**) and  $9.05$  (**2d**) ppm. While in complexes **3c-d**, those protons appeared as two magnetically unequal signals, with one shifted significantly from  $9.08$  (**2c**) and  $9.05$  (**2d**) to  $9.44$  (**3c**)

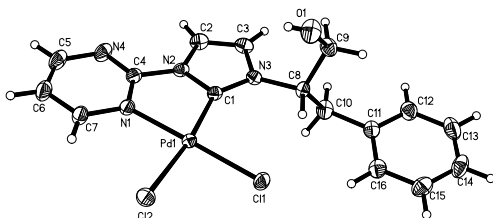
and 9.42 (**3d**) ppm, confirming the coordination of pyrimidine to the palladium center. The structure of complexes **3b** and **3d** has been further characterized unambiguously by the single-crystal X-ray diffraction studies.

Single crystals of **3b** and **3d** suitable for X-ray diffraction analysis were obtained from the slow diffusion of diethyl ether to concentrated dichloromethane or acetonitrile solution, respectively. The molecular structures were shown in Figure 2-3, with selected bond lengths and bond angles listed in the caption.



**Figure 2.** Molecular structure of **3b** (50% displacement ellipsoids). Selected bond lengths (Å) and angles (deg): Pd(1)-C(1) 1.990(14), Pd(1)-N(1) 2.061(10), Pd(1)-Br(1) 2.4726(12), Pd(1)-Br(2) 2.4148(15), N(2)-C(1) 1.319(16), N(3)-C(1) 1.396(18), N(2)-C(2) 1.350(17), N(3)-C(3) 1.393(17), C(2)-C(3) 1.36(2); C(1)-Pd(1)-Br(1) 172.7(4), C(1)-Pd(1)-Br(2) 98.7(4), C(1)-Pd(1)-N(1) 78.5(5), N(1)-Pd(1)-Br(1) 94.4(3), N(1)-Pd(1)-Br(2) 170.7(3), Br(1)-Pd(1)-Br(2) 88.59(6); N(2)-C(1)-N(3) 105.7(10).

In both structures, the palladium atom adopts a slightly distorted square-planar coordination bonded to carbene, pyridine/pyrimidine nitrogen donor and two halides, with the five membered chelate ring exist a twisty conformation. The hydroxyl group hangs freely, forming intermolecular hydrogen bond with the halide of another molecular (ESI), although in some NHC palladium complexes, the hydroxyl group has been reported to coordinate to the central palladium atom.<sup>9</sup>



**Figure 3.** Molecular structure of **3d** (50% displacement ellipsoids). Selected bond lengths(Å) and angles (deg): Pd(1)-C(1) 1.972(4), Pd(1)-N(1) 2.043(3), Pd(1)-Cl(1) 2.2889(9), Pd(1)-Cl(2) 2.3502(11), N(2)-C(1) 1.354(4), N(3)-C(1) 1.336(5), N(2)-C(2) 1.381(5), N(3)-C(3) 1.404(5), C(2)-C(3) 1.343(6); C(1)-Pd(1)-Cl(1) 98.29(10), C(1)-Pd(1)-Cl(2) 172.55(11), C(1)-Pd(1)-N(1) 79.61(14), N(1)-Pd(1)-Cl(1) 175.55(10), N(1)-Pd(1)-Cl(2) 93.06(10), Cl(1)-Pd(1)-Cl(2) 89.12(4); N(2)-C(1)-N(3) 104.7(3).

### Catalytic studies

Initially, running the reaction of (benzo)oxazole and bromobenzene catalysed by complex **3a** as a model, a brief screening of the base, solvent, amount of base and catalyst loading was conducted (Table 1). Among the bases tested,

<sup>t</sup>BuOLi afforded the moderate yield. <sup>t</sup>BuONa, <sup>t</sup>BuOK, Na<sub>2</sub>CO<sub>3</sub>, Li<sub>2</sub>CO<sub>3</sub>, and KOH all produced very low yields (table 1, entries 1-6). Tests of different solvents proved DMF to be the proper solvent. Reaction in DME, DMAc or dioxane produced the target product in a bit low yields (table 1, entries 7-10). Decreasing the amount of base resulted in low yields and the highest yield was obtained when using 5.0 equiv. of <sup>t</sup>BuOLi with a catalyst loading of 2.5% (table 1, entries 11-13). Further decreasing of catalyst loading lead to low yield and no products was obtained in the absence of NHC-Pd catalyst (table 1, entries 14-15), implying that the introduction of the palladium catalyst was essential for this reaction, although a metal-free system for direct C-H bond arylation has been established during the past years.<sup>15</sup>

Table 1 Screening of the base and solvent effect

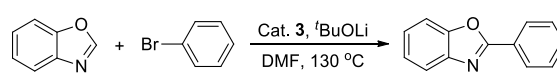
entry <sup>a</sup>	solvent	base (equiv.)	cat. (mol %)	Yields <sup>b</sup> (%)	TON
1	toluene	<sup>t</sup> BuOLi (5.0)	5.0	63	13
2	toluene	<sup>t</sup> BuONa (5.0)	5.0	22	4.4
3	toluene	<sup>t</sup> BuOK (5.0)	5.0	<5	<1
4	toluene	Na <sub>2</sub> CO <sub>3</sub> (5.0)	5.0	<5	<1
5	toluene	Li <sub>2</sub> CO <sub>3</sub> (5.0)	5.0	<5	<1
6	toluene	KOH (5.0)	5.0	10	2
7	DME	<sup>t</sup> BuOLi (5.0)	5.0	60	12
8	DMF	<sup>t</sup> BuOLi (5.0)	5.0	80	16
9	DMAc	<sup>t</sup> BuOLi (5.0)	5.0	30	6
10	dioxane	<sup>t</sup> BuOLi (5.0)	5.0	55	11
11	DMF	<sup>t</sup> BuOLi (3.0)	5.0	32	6.4
12	DMF	<sup>t</sup> BuOLi (4.0)	5.0	55	11
13	DMF	<sup>t</sup> BuOLi (5.0)	2.5	88	35.2
14	DMF	<sup>t</sup> BuOLi (5.0)	1.0	27	27
15	DMF	<sup>t</sup> BuOLi (5.0)	0	0	0

<sup>a</sup>Reaction condition: 1.0 mmol (benzo)oxazole, 0.5 mmol bromobenzene, 1.5~2.5 mmol base, 2 mL solvent, 130 °C, 24 h. <sup>b</sup> Yields determined by HPLC.

Under the standard conditions, using <sup>t</sup>BuOLi as base and DMF as solvent, the catalytic activity of complexes **3a-d** towards the reaction of (benzo)oxazole with bromobenzene were investigated (Table 2). As shown in Table 2, the pyrimidine chelating complexes (**3c-d**) displayed higher activities than the corresponding pyridine chelating complexes (**3a-b**), which can be tentatively attributed to the stronger basicity of pyrimidine group. For complexes having the same chelating structure, the substituents near the hydroxyl group also showed some effect on the catalytic activity. The complexes containing benzyl substituent (**3b** & **3d**) were more active than those containing <sup>i</sup>butyl substituent (**3a** & **3c**). In general, complexes **3a-d** all presented high catalytic efficiency towards the C-H activation of (benzo)oxazoles when using bromobenzene as aryl source. While in literature reports, aryl iodide is used as the aryl source for most of the Pd-catalysed direct C-H bond functionalization of (benzo)oxazoles, or addition of copper salt as co-catalyst is necessary to produce the target products in moderate or high yields.<sup>16</sup>



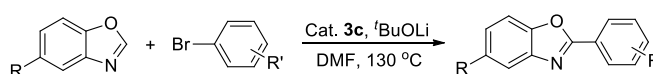
Table 2 Catalytic activity comparison of complexes **3a-d**

						
entry <sup>a</sup>	solvent	base	cat.	Yields <sup>b</sup> (%)	TON	TOF <sup>c</sup>
1	DMF	<sup>t</sup> BuOLi	<b>3a</b>	88	35.2	10
2	DMF	<sup>t</sup> BuOLi	<b>3b</b>	91	36.8	13
3	DMF	<sup>t</sup> BuOLi	<b>3c</b>	95	38	15
4	DMF	<sup>t</sup> BuOLi	<b>3d</b>	98	39.2	15

<sup>a</sup> Reaction condition: 1.0 mmol (benzo)oxazole, 0.5 mmol bromobenzene, 2.5 mmol <sup>t</sup>BuOLi, 0.0125 mmol **3**, 2 mL DMF, 130 °C, 24 h. <sup>b</sup> Yields determined by HPLC. <sup>c</sup> TOF (h<sup>-1</sup>) at 25% conversion.

Using complex **3c** as catalyst, <sup>t</sup>BuOLi as base and DMF as solvent, the feasibility of the complex towards the C-H activation of (benzo)oxazole derivatives was further investigated (Table 3). The results showed that complex **3c** presented high catalytic efficiency towards the reaction of (benzo)oxazoles with a series of aryl bromides, producing the target products in moderate to high yields. For instance, both aryl bromides bearing electron-rich, -neutral, and -poor substituents are tolerated in such conditions, and the substituents did not show any obvious electron effect on the reaction. In addition, 2-methyl-phenylbromide and 2,4,6-trimethyl-phenylbromide gave inferior results (Table 4, entries 2, 6, 10, 17 and 21), maybe partially attributed to the steric hindrance.

Table 3 Reaction of (benzo)oxazoles with arylbromides

				
entry <sup>a</sup>	(benzo)oxazoles	aryl bromides	Yields <sup>b</sup> (%)	TON
1	(benzo)oxazole	C <sub>6</sub> H <sub>5</sub> Br	<b>4a</b> , 92	36.8
2	(benzo)oxazole	2-Me-C <sub>6</sub> H <sub>4</sub> -Br	<b>4b</b> , 86	34.4
3	(benzo)oxazole	3-Me-C <sub>6</sub> H <sub>4</sub> -Br	<b>4c</b> , 94	37.6
4	(benzo)oxazole	4-Me-C <sub>6</sub> H <sub>4</sub> -Br	<b>4d</b> , 95	38
5	(benzo)oxazole	3,5-Me <sub>2</sub> -C <sub>6</sub> H <sub>4</sub> -Br	<b>4e</b> , 97	38.8
6	(benzo)oxazole	2,4,6-Me <sub>3</sub> -C <sub>6</sub> H <sub>4</sub> -Br	<b>4f</b> , 80	32
7	(benzo)oxazole	4-F-C <sub>6</sub> H <sub>4</sub> -Br	<b>4g</b> , 99	39.6
8	(benzo)oxazole	4-CF <sub>3</sub> -C <sub>6</sub> H <sub>4</sub> -Br	<b>4h</b> , 87	34.8
9	5-Me-benzo[d]oxazole	C <sub>6</sub> H <sub>5</sub> Br	<b>4i</b> , 96	38.4
10	5-Me-benzo[d]oxazole	2-Me-C <sub>6</sub> H <sub>4</sub> -Br	<b>4j</b> , 90	36
11	5-Me-benzo[d]oxazole	3-Me-C <sub>6</sub> H <sub>4</sub> -Br	<b>4k</b> , 95	38
12	5-Me-benzo[d]oxazole	4-Me-C <sub>6</sub> H <sub>4</sub> -Br	<b>4l</b> , 97	38.8
13	5-Me-benzo[d]oxazole	3,5-Me <sub>2</sub> -C <sub>6</sub> H <sub>4</sub> -Br	<b>4m</b> , 99	39.6
14	5-Me-benzo[d]oxazole	4-F-C <sub>6</sub> H <sub>4</sub> -Br	<b>4n</b> , 94	37.6
15	5-Me-benzo[d]oxazole	4-CF <sub>3</sub> -C <sub>6</sub> H <sub>4</sub> -Br	<b>4o</b> , 85	34
16	5- <sup>t</sup> Bu-benzo[d]oxazole	C <sub>6</sub> H <sub>5</sub> Br	<b>4p</b> , 99	39.6
17	5- <sup>t</sup> Bu-benzo[d]oxazole	2-Me-C <sub>6</sub> H <sub>4</sub> -Br	<b>4q</b> , 89	35.6
18	5- <sup>t</sup> Bu-benzo[d]oxazole	3-Me-C <sub>6</sub> H <sub>4</sub> -Br	<b>4r</b> , 98	39.2
19	5- <sup>t</sup> Bu-benzo[d]oxazole	4-Me-C <sub>6</sub> H <sub>4</sub> -Br	<b>4s</b> , 96	38.4
20	5- <sup>t</sup> Bu-benzo[d]oxazole	3,5-Me <sub>2</sub> -C <sub>6</sub> H <sub>4</sub> -Br	<b>4t</b> , 98	39.2
21	5- <sup>t</sup> Bu-benzo[d]oxazole	2,4,6-Me <sub>3</sub> -C <sub>6</sub> H <sub>4</sub> -Br	<b>4u</b> , 88	35.2
22	5- <sup>t</sup> Bu-benzo[d]oxazole	4-F-C <sub>6</sub> H <sub>4</sub> -Br	<b>4v</b> , 87	34.8
23	5- <sup>t</sup> Bu-benzo[d]oxazole	4-CF <sub>3</sub> -C <sub>6</sub> H <sub>4</sub> -Br	<b>4w</b> , 80	32

<sup>a</sup> Reaction condition: 1.0 mmol (benzo)oxazoles, 0.5 mmol aryl bromides, 2.5 mmol <sup>t</sup>BuOLi, 0.0125 mmol **3c**, 2 mL DMF, 130 °C, 24 h. <sup>b</sup> Isolated yields.

The alkyl substituents on the phenyl ring of (benzo)oxazoles seemed to have some effect on the reaction. For examples, in the reaction of aryl bromides bearing electron-rich substituents,

5-methyl-, and 5-tert-butyl- substituted (benzo)oxazoles gave better yields than (benzo)oxazole (Table 4, entries 9-13 and 16-21 vs entries 1-6). While in the cases of aryl bromide with electron-poor substituent, 5-methyl-, and 5-tert-butyl-substituted (benzo)oxazoles gave inferior yields (Table 4, entries 14-15 and 22-23 vs entries 7-8).

## Experimental section

### General consideration

All solvents and chemicals were used as received or dried with standard methods and freshly distilled prior to use if needed. NMR spectra were recorded at 25 °C on a 400 MHz Bruker spectrometer. Chemical shifts ( $\delta$  in ppm, coupling constants  $J$  in Hz) were referenced to the residual solvent resonances. Elemental analyses were obtained from a thermo Flash 2000. ESI-MS spectra were recorded on a Bruker Esquire 3000.

### Synthesis of imidazole alcohols (1a-b)

*L*-amino alcohol (60 mmol) and ammonium chloride (60 mmol, 3.21 g) were dissolved in MeOH (120 ml), and the mixture was put in an ice-bath. Aqueous HCHO solution (36%, 60 mmol) and aqueous CHOCHO solution (40%, 60 mmol) were then added dropwise before the mixture being heated to 60 °C for 5 h. The mixture was then cooled to room temperature and the solvent was removed by evaporation. The residue was dissolved in NaOH solution (150 mL, 2M), and then extracted by CH<sub>2</sub>Cl<sub>2</sub> (20 mL $\times$ 3). The combined organic phase was dried over anhydrous Na<sub>2</sub>SO<sub>4</sub>, filtered and concentrated successively. Purification of the residue by flash chromatography (silica, CH<sub>3</sub>COOEt/EtOH = 10/1, v/v) afforded the pure products.

**(S)-2-(1H-imidazol-1-yl)-4-methylpentan-1-ol (1a).** White crystals (7.57 g, 75%). Mp: 68-70 °C. <sup>1</sup>H NMR (DMSO, 400 MHz):  $\delta$  7.65 (s, 1H, CH in imidazole) 7.19 (s, 1H, CH in imidazole) 6.87 (s, 1H, CH in imidazole), 4.97 (t,  $J$  = 4.9 Hz, 1H, CH<sub>2</sub>OH) 4.16-4.11 (m, 1H, NCH) 3.57-3.53 (m, 2H, CH<sub>2</sub>OH) 1.72-1.65 (m, 1H, CH<sub>2</sub>CH(CH<sub>3</sub>)<sub>2</sub>), 1.54-1.47 (m, 1H, CH<sub>2</sub>CH(CH<sub>3</sub>)<sub>2</sub>), 1.23-1.15 (m, 1H, CH<sub>2</sub>CH(CH<sub>3</sub>)<sub>2</sub>), 0.86 (d,  $J$  = 6.6 Hz, 3H, CH<sub>2</sub>CH(CH<sub>3</sub>)<sub>2</sub>), 0.80 (d,  $J$  = 6.6 Hz, 3H, CH<sub>2</sub>CH(CH<sub>3</sub>)<sub>2</sub>) ppm. <sup>13</sup>C NMR (DMSO, 100 MHz)  $\delta$  137.4, 128.5, 118.1, 65.0, 57.8, 24.5, 23.5, 22.0 ppm. MS Calcd. for C<sub>9</sub>H<sub>16</sub>N<sub>2</sub>O, 168.1. Found: ESI-MS,  $m/z$ : 169.1 [M+H]<sup>+</sup>.

**(S)-2-(1H-imidazol-1-yl)-3-phenylpropan-1-ol (1b).** White crystals (9.71 g, 80%). Mp: 74-76 °C. <sup>1</sup>H NMR (DMSO, 400 MHz):  $\delta$  7.48 (s, 1H, CH in imidazole), 7.23-7.14 (m, 4H, PhH), 7.08 (d,  $J$  = 4 Hz, 2H, CH in imidazole, & PhH), 5.10 (s, 1H, CH<sub>2</sub>OH), 4.38-4.32 (m, 1H, NCH), 3.65 (bs, 2H, CH<sub>2</sub>OH), 3.15-3.10 (m, 1H, PhCH<sub>2</sub>), 3.00-2.94 (m, 1H, PhCH<sub>2</sub>) ppm. <sup>13</sup>C NMR (DMSO, 100 MHz)  $\delta$  138.5, 137.3, 129.3, 128.7, 128.4, 126.7, 118.3, 64.0, 61.1, 37.9 ppm. MS Calcd. for C<sub>12</sub>H<sub>14</sub>N<sub>2</sub>O, 202.1. Found: ESI-MS,  $m/z$ : 203.1 [M+H]<sup>+</sup>.

### Synthesis of pyridine hydroxyalkyl di-functionalized imidazolium bromides (2a-b)

A Schlenk tube containing imidazole alcohol (**1a** or **1b**, 5 mmol) and 2-bromopyridine (3 mL) was heated at 150 °C for 72 h. The mixture was then cooled to room temperature and added to diethyl ether (30 mL) dropwise, leading to the formation of deep yellow precipitate, which was then collected and purified by flash chromatography (silica, CH<sub>2</sub>Cl<sub>2</sub>/EtOH = 15/1~8/1, v/v) to produce the pure products.

**(S)-1-(1-hydroxy-4-methylpentan-2-yl)-3-(pyridin-2-yl)-1H-imidazol-3-ium bromide (2a).** Viscous oil (1.42 g, 87%). <sup>1</sup>H NMR (400 MHz, DMSO): 10.25 (s, 1H, CH in imidazole), 8.68-8.66 (m, 1H, CH in pyridine), 8.62 (t, *J* = 1.8 Hz, 1H, CH in imidazole), 8.26-8.22 (m, 1H, CH in pyridine), 8.21 (t, *J* = 1.8 Hz, 1H, CH in imidazole), 8.11 (d, *J* = 8.3 Hz, 1H, CH in pyridine), 7.68-7.65 (m, 1H, CH in pyridine), 5.26 (bs, 1H, CH<sub>2</sub>OH), 4.64-4.60 (m, 1H, NCH), 3.77-3.70 (m, 2H, CH<sub>2</sub>OH), 1.97-1.91 (m, 1H, CH<sub>2</sub>CH(CH<sub>3</sub>)<sub>2</sub>), 1.70-1.63 (m, 1H, CH<sub>2</sub>CH(CH<sub>3</sub>)<sub>2</sub>), 1.45-1.38 (m, 1H, CH<sub>2</sub>CH(CH<sub>3</sub>)<sub>2</sub>), 0.93 (d, 3H, *J* = 6.5 Hz, CH<sub>2</sub>CH(CH<sub>3</sub>)<sub>2</sub>), 0.89 (d, 1H, *J* = 6.6 Hz, CH<sub>2</sub>CH(CH<sub>3</sub>)<sub>2</sub>) ppm. <sup>13</sup>C NMR (100 MHz, DMSO): 149.7, 146.9, 141.0, 135.2, 125.7, 122.8, 120.1, 114.8, 63.5, 62.3, 38.6, 24.4, 23.2, 22.0 ppm. MS Calcd. for C<sub>14</sub>H<sub>20</sub>BrN<sub>3</sub>O, 325.1. Found: ESI-MS, *m/z*: 246.08 [M-Br]<sup>+</sup>.

**(S)-1-(1-hydroxy-3-phenylpropan-2-yl)-3-(pyridin-2-yl)-1H-imidazol-3-ium bromide (2b).** Yellow crystals (1.35 g, 75 %). Mp: 148-150 °C. <sup>1</sup>H NMR (400 MHz, DMSO): δ 10.17 (s, 1H, CH in imidazole), 8.65 (d, 1H, *J* = 4.8 Hz, CH in pyridine), 8.54 (t, 1H, *J* = 1.7 Hz, CH in imidazole), 8.24-8.20 (m, 1H, CH in pyridine), 8.18 (t, *J* = 1.7 Hz, 1H, CH in imidazole), 8.06 (d, 1H, *J* = 8.2 Hz, CH in pyridine), 7.66-7.63 (m, 1H, CH in pyridine), 7.30-7.20 (m, 5H, PhH), 5.36 (t, 1H, *J* = 5.6 Hz, CH<sub>2</sub>OH), 4.90-4.87 (m, 1H, NCH), 3.86-3.82 (m, 2H, CH<sub>2</sub>OH), 3.32-3.26 (m, 2H, PhCH<sub>2</sub>) ppm. <sup>13</sup>C NMR (100 MHz, DMSO): δ 149.7, 146.7, 141.1, 136.9, 135.0, 129.4, 129.1, 127.3, 125.8, 123.2, 119.7, 114.7 ppm. MS Calcd. for C<sub>17</sub>H<sub>18</sub>BrN<sub>3</sub>O M<sup>+</sup>, 359.1. Found: ESI-MS, *m/z*: 280.1 [M-Br]<sup>+</sup>.

#### Synthesis of pyrimidine hydroxyalkyl di-functionalized imidazolium chlorides (2c-d)

A Schlenk tube containing imidazole alcohol (**1a** or **1b**, 5 mmol), 2-chloropyrimidine (6 mmol, 0.69 g) and toluene (15 mL) was heated at 110 °C for 72 h. The mixture was then cooled to room temperature. The deep yellow precipitate formed was then collected and purified by flash chromatography (silica, CH<sub>2</sub>Cl<sub>2</sub>/EtOH = 20/1~8/1, v/v) to produce the pure products.

**(S)-1-(1-hydroxy-4-methylpentan-2-yl)-3-(pyrimidin-2-yl)-1H-imidazol-3-ium chloride (2c).** Yellow crystals (1.12 g, 79 %). Mp: 184-186 °C. <sup>1</sup>H NMR (400 MHz, DMSO): δ 10.34 (s, 1H, CH in imidazole), 9.08 (d, *J* = 4.9 Hz, 2H, CH in pyrimidine), 8.55 (t, *J* = 1.8 Hz, 1H, CH in imidazole), 8.22 (t, *J* = 1.7 Hz, 1H, CH in imidazole), 7.79 (t, *J* = 4.9 Hz, 1H, CH in pyrimidine), 5.47 (t, *J* = 5.4 Hz, 1H, CH<sub>2</sub>OH), 4.75-4.71 (m, 1H, NCH), 3.68-3.77 (m, 2H, CH<sub>2</sub>OH), 1.99-1.92 (m, 1H, CH<sub>2</sub>CH(CH<sub>3</sub>)<sub>2</sub>), 1.67-1.60 (m, 1H, CH<sub>2</sub>CH(CH<sub>3</sub>)<sub>2</sub>), 1.43-1.36 (m, 1H, CH<sub>2</sub>CH(CH<sub>3</sub>)<sub>2</sub>), 0.93 (d, *J* = 6.5 Hz, 3H, CH<sub>2</sub>CH(CH<sub>3</sub>)<sub>2</sub>), 0.88 (d, *J* = 6.6 Hz, 3H, CH<sub>2</sub>CH(CH<sub>3</sub>)<sub>2</sub>) ppm.

<sup>13</sup>C NMR (100 MHz, DMSO): δ 160.5, 152.7, 136.3, 122.9, 122.8, 119.9, 63.4, 62.4, 38.5, 24.4, 23.2, 22.0 ppm. MS Calcd. for C<sub>13</sub>H<sub>19</sub>ClN<sub>4</sub>O, 282.1. Found: ESI-MS, *m/z*: 247.1 [M-Cl]<sup>+</sup>.

**(S)-1-(1-hydroxy-3-phenylpropan-2-yl)-3-(pyrimidin-2-yl)-1H-imidazol-3-ium chloride (2d).** Yellow crystals (1.42 g, 90 %). Mp: 128-130 °C. <sup>1</sup>H NMR (400 MHz, DMSO): δ 10.27 (s, 1H, CH in imidazole), 9.05 (d, 2H, *J* = 4.9 Hz, CH in pyrimidine), 8.49 (t, 1H, *J* = 1.7 Hz, CH in imidazole), 8.29 (t, 1H, *J* = 1.6 Hz, CH in imidazole), 7.78 (t, 1H, *J* = 4.9 Hz, CH in pyrimidine), 7.28 (d, 4H, *J* = 4.4 Hz, PhH), 7.20-7.17 (m, 1H, PhH), 5.68 (t, 1H, *J* = 5.4 Hz, CH<sub>2</sub>OH), 5.10-5.03 (m, 1H, NCH), 3.91-3.80 (m, 2H, CH<sub>2</sub>OH), 3.41-3.32 (m, 2H, PhCH<sub>2</sub>) ppm. <sup>13</sup>C NMR (100 MHz, DMSO): δ 160.5, 152.5, 136.9, 136.1, 129.4, 129.0, 127.3, 123.3, 122.9, 119.6, 65.0, 62.5, 36.0 ppm. MS Calcd. for C<sub>16</sub>H<sub>17</sub>ClN<sub>4</sub>O, 316.1. Found: ESI-MS, *m/z*: 281.1 [M-Cl]<sup>+</sup>.

#### Synthesis of palladium complexes (3a-d)

A mixture of imidazolium salt (**2a**, **2b**, **2c** or **2d**, 1.0 mmol), Pd(OAc)<sub>2</sub> (1.0 mmol, 0.22 g) in CH<sub>2</sub>Cl<sub>2</sub> (10 mL) was stirred at room temperature for 12 h. The solvent was then evaporated and purification of the residue by column chromatography (silica, CH<sub>2</sub>Cl<sub>2</sub>/acetone, gradient elution, 15/1~4/1, v/v) produced the pure palladium complexes **3a-d**.

**3a.** Yellow solids (0.20 g, 39%). <sup>1</sup>H NMR (400 MHz, DMSO): δ 9.44 (s, 1H, CH in pyridine), 8.46 (d, 1H, *J* = 2.2 Hz, CH in imidazole), 8.40-8.36 (m, 1H, CH in pyridine), 8.18 (d, 1H, *J* = 8.2 Hz, CH in pyridine), 7.78 (d, 1H, *J* = 2.3 Hz, CH in imidazole), 7.62 (t, 1H, *J* = 7.0 Hz, CH in pyridine), 6.25 (bs, 1H, NCH), 5.01 (t, 1H, *J* = 5.2 Hz, CH<sub>2</sub>OH), 3.70-3.60 (m, 2H, CH<sub>2</sub>OH), 1.90-1.82 (m, 1H, CH<sub>2</sub>CH(CH<sub>3</sub>)<sub>2</sub>), 1.64-1.57 (m, 1H, CH<sub>2</sub>CH(CH<sub>3</sub>)<sub>2</sub>), 1.41-1.35 (m, 1H, CH<sub>2</sub>CH(CH<sub>3</sub>)<sub>2</sub>), 0.95 (d, 3H, *J* = 6.5 Hz, CH<sub>2</sub>CH(CH<sub>3</sub>)<sub>2</sub>), 0.89 (d, 3H, *J* = 6.5 Hz, CH<sub>2</sub>CH(CH<sub>3</sub>)<sub>2</sub>) ppm. <sup>13</sup>C NMR (100 MHz, DMSO): δ 151.8, 150.8, 143.4, 123.6, 122.6, 117.5, 112.9, 64.2, 59.3, 30.1, 24.7, 23.4, 22.8 ppm. Anal Calcd for C<sub>14</sub>H<sub>16</sub>Br<sub>2</sub>N<sub>3</sub>OPd (511.55): C, 32.87; H, 3.74; N, 8.21. Found: C, 32.68; H, 3.56; N, 8.42.

**3b.** Yellow solids (0.24 g, 44%). <sup>1</sup>H NMR (400 MHz, DMSO): δ 9.40 (s, 1H, CH in pyridine), 8.42 (d, 1H, *J* = 1.6 Hz, CH in imidazole), 8.37 (t, 1H, *J* = 8.2 Hz, CH in pyridine), 8.13 (d, 1H, *J* = 8.2 Hz, CH in pyridine), 7.91 (d, 1H, *J* = 2.0 Hz, CH in imidazole), 7.61 (t, 1H, *J* = 6.6 Hz, CH in pyridine), 7.34-7.26 (m, 4H, PhH), 7.18 (t, 1H, *J* = 7.3 Hz, PhH), 6.55 (bs, 1H, NCH), 5.12 (t, 1H, *J* = 5.0, CH<sub>2</sub>OH), 3.75-3.65 (m, 2H, CH<sub>2</sub>OH), 3.20 (d, 2H, *J* = 7.9 Hz, C<sub>6</sub>H<sub>5</sub>CH<sub>2</sub>) ppm. <sup>13</sup>C NMR (100 MHz, DMSO): δ 151.7, 143.4, 137.4, 129.6, 128.8, 127.0, 123.7, 122.7, 117.4, 112.8, 68.9, 63.0, 56.3, 36.7 ppm. Anal Calcd for C<sub>17</sub>H<sub>17</sub>Br<sub>2</sub>N<sub>3</sub>OPd (545.56): C, 37.43; H, 3.14; N, 7.70. Found: C, 37.28; H, 2.97; N, 7.89.

**3c.** Yellow solids (0.18 g, 42%). <sup>1</sup>H NMR (400 MHz, DMSO): δ 9.44 (s, 1H, CH in pyrimidine), 9.07 (s, 1H, CH in pyrimidine), 8.14 (d, 1H, *J* = 2.3 Hz, CH in imidazole), 7.75 (d, 1H, *J* = 2.4 Hz, CH in imidazole), 7.72 (t, 1H, *J* = 5.3 Hz, CH in pyrimidine), 6.11-6.07 (m, 1H, NCH), 5.02 (t, 1H, *J* = 5.0 Hz, CH<sub>2</sub>OH), 3.65 (t, 2H, *J* = 4.6 Hz, CH<sub>2</sub>OH), 1.89-1.82 (m, 1H, CH<sub>2</sub>CH(CH<sub>3</sub>)<sub>2</sub>), 1.62-1.55 (m, 1H, CH<sub>2</sub>CH(CH<sub>3</sub>)<sub>2</sub>), 1.39-1.34

(m, 1H, CH<sub>2</sub>CH(CH<sub>3</sub>)<sub>2</sub>), 0.96 (d, 3H, *J* = 6.5 Hz, CH<sub>2</sub>CH(CH<sub>3</sub>)<sub>2</sub>). 0.88 (d, 3H, *J* = 6.6 Hz, CH<sub>2</sub>CH(CH<sub>3</sub>)<sub>2</sub>) ppm. <sup>13</sup>C NMR (100 MHz, DMSO): δ 161.8, 158.6, 156.9, 151.9, 122.5, 120.4, 117.6, 64.1, 58.8, 24.7, 23.5, 22.7 ppm. Anal Calcd for C<sub>13</sub>H<sub>18</sub>Cl<sub>2</sub>N<sub>4</sub>OPd (423.63): C, 36.86; H, 4.28; N, 13.23. Found: C, 36.69; H, 4.03; N, 13.45.

**3d.** Yellow solids (0.18 g, 39 %). <sup>1</sup>H NMR (400 MHz, DMSO): δ 9.42 (s, 1H, CH in pyrimidine), 9.06 (s, 1H, CH in pyrimidine), 8.12 (d, 1H, *J* = 2.3 Hz, CH in imidazole), 7.88 (d, 1H, *J* = 2.4 Hz, CH in imidazole), 7.71 (t, 1H, *J* = 5.8 Hz, CH in pyrimidine), 7.34-7.26 (m, 4H, PhH), 7.19 (t, *J* = 7.1 Hz, 1H, PhH), 6.45-6.35 (m, 1H, NCH), 5.14 (t, 1H, *J* = 5.0 Hz, CH<sub>2</sub>OH), 3.78-3.72 (m, 1H, CH<sub>2</sub>OH), 3.69-3.64 (m, 1H, CH<sub>2</sub>OH), 3.20 (d, 2H, *J* = 8.0 Hz, C<sub>6</sub>H<sub>5</sub>CH<sub>2</sub>) ppm. <sup>13</sup>C NMR (100 MHz, DMSO): δ 161.7, 158.6, 156.7, 152.0, 137.46, 129.6, 128.8, 127.0, 122.7, 120.5, 117.4, 62.6, 60.6, 36.7 ppm. Anal Calcd for C<sub>16</sub>H<sub>16</sub>Cl<sub>2</sub>N<sub>4</sub>OPd (457.65): C, 41.99; H, 3.52; N, 12.24. Found: C, 41.78; H, 3.30; N, 12.41.

### General Procedure for the C-H activation of (benzo)oxazoles.

The C-H activation of (benzo)oxazoles was conducted in a parallel reactor. In a typical reaction, a Schlenk tube was charged with (benzo)oxazoles (1.0 mmol), aryl bromides (0.5 mmol), base (2.5 mmol), NHC-Pd complex **3a**, **3b**, **3c** or **3d**, and solvent (2 mL). The mixture was stirred at 130 °C for 24 h under Ar. After cooling, the reaction mixture was evaporated. Purification of the residue by flash chromatography on silica gel (hexanes/CH<sub>2</sub>Cl<sub>2</sub> = 20:1) afforded the pure products, which were characterized by <sup>1</sup>H NMR and <sup>13</sup>C NMR. The analytical data of the products were shown in the Supporting Information.

### X-ray Diffraction Studies.

The crystal data of **3b** and **3d** (CCDCs 1426023& 1426037) were collected on a Xcalibur, Eos, Gemini diffractometer with graphite monochromated Cu Kα radiation (λ = 1.54184 Å) and Mo Kα radiation (λ = 0.71073 Å), respectively. The crystals were kept at 291.15 K during data collection. Using Olex2,<sup>17</sup> the structure of **3b** was solved with the Superflip<sup>18</sup> structure solution program using Charge Flipping and refined with the ShelXL<sup>19</sup> refinement package using Least Squares minimisation. The structure of **3d** was solved with the ShelXS<sup>19</sup> structure solution program using Direct Methods and refined with the ShelXL<sup>19</sup> refinement package using Least Squares minimisation.

### Conclusions

Novel type of chelating palladium complexes containing pyridine/pyrimidine hydroxyalkyl di-functionalized NHCs have been synthesized *via* the direct metallation of the corresponding imidazolium salts. The complexes have been characterized unambiguously by NMR and single-crystal X-ray diffraction studies. The X-ray structure analysis showed clearly the formation of C<sub>NHC</sub>N coordination chelate in the complexes, and the hydroxyalkyl substituents hang freely. The hydroxyl group formed intermolecular hydrogen bond with the halide of another molecular. Catalytic activity investigation showed that

the complexes catalyse the direct C-H bond arylation of (benzo)oxazoles efficiently when using <sup>t</sup>BuOLi as base and DMF as solvent. The catalytic activity of this novel type of NHC complexes towards other organic transformations, especially asymmetric catalysis, are currently in progress in our group.

### Acknowledgements

The authors are grateful to the National Natural Science Foundation of China (No: 21172055), the Program for Innovative Research Team from Zhengzhou (131PCXTD605), and the Plan for Scientific Innovation Talent of Henan University of Technology (11CXRC10) for financial support to this work.

### Notes and references

<sup>a</sup> School of Chemistry and Chemical Engineering, Henan University of Technology, Zhengzhou 450001, P. R. China

\*Corresponding author. Email address: [lryang@haut.edu.cn](mailto:lryang@haut.edu.cn); [pumao@haut.edu.cn](mailto:pumao@haut.edu.cn)

Electronic Supplementary Information (ESI) available: <sup>1</sup>H NMR and <sup>13</sup>C NMR spectra of compounds **1-4**, and characterization data of the products of the catalytic C-H activation of (benzo)oxazoles. See DOI:

- (a) A. J. Arduengo III, R. L. Harlow and M. Kline, *J. Am. Chem. Soc.*, 1991, **113**, 361. (b) A. J. Arduengo III, M. Kline, J. C. Calabrese and F. Davidson, *J. Am. Chem. Soc.*, 1991, **113**, 9704.
- (a) M. N. Hopkinson, C. Richter, M. Schedler and F. Glorius, *Nature*, 2014, **510**, 485. (b) G. C. Fortman and S. P. Nolan, *Chem. Soc. Rev.*, 2011, **40**, 5151. (c) O. Köhl, *Functionalised N-Heterocyclic Carbene Complexes*; Wiley: John Wiley & Sons Ltd, 2010. (d) T. Dröge and F. Glorius, *Angew. Chem., Int. Ed.*, 2010, **49**, 6940. (e) S. Di Æ-González, N. Marion and S. P. Nolan, *Chem. Rev.* 2009, **109**, 3612. (f) M. Poyatos, J. A. Mata and E. Peris, *Chem. Rev.* 2009, **109**, 3677. (g) F. Glorius, *N-Heterocyclic Carbenes in Transition Metal Catalysis*; Springer: Berlin, Germany, 2007. (h) S. P. Nolan, *N-heterocyclic carbenes in synthesis*; Wiley-VCH: Weinheim, Germany, 2006. (i) W. A. Herrmann, *Angew. Chem., Int. Ed.*, 2002, **41**, 1290.
- (a) D. Gülcemal, A. G. Gökçe, S. Gülcemal and B. Çetinkaya, *RSC Adv.*, 2014, **4**, 26222. (b) Q. Chen, L. Lv, M. Yu, Y. Shi, Y. Li, G. Pang and C. Cao, *RSC Adv.*, 2013, **3**, 18359. (c) W. Yang, G.-Z. Gou, Y. Wang and W.-F. Fu, *RSC Adv.*, 2013, **3**, 6334. (d) S. Budagumpi, R. A. Haque and A. W. Salman, *Coord. Chem. Rev.*, 2012, **256**, 1787. (e) I. J. Lin and C. S. Vasam, *Coord. Chem. Rev.*, 2007, **251**, 642. (f) J. C. Garrison and W. J. Youngs, *Chem. Rev.*, 2005, **105**, 3978.
- (a) L. Yang, X. Zhang, P. Mao, Y. Xiao, H. Bian, J. Yuan, W. Mai and L. Qu, *RSC Adv.*, 2015, **5**, 25723. (b) Y.-J. Li, J.-L. Zhang, X.-J. Li, Y. Geng, X.-H. Xu and Z. Jin, *J. Organomet. Chem.*, 2013, **737**, 12. (c) D. Meyer, A. Zeller and T. Strassner, *J. Organomet. Chem.*, 2012, **701**, 56. (d) C. del Pozo, M. Iglesias and F. Sánchez, *Organometallics*, 2011, **30**, 2180-2188. (e) Z. Xi, B. Liu and W. Chen, *J. Org. Chem.*, 2008, **73**, 3954. (f) Z. Xi, X. Zhang, W. Chen, S. Fu and D. Wang, *Organometallics*, 2007, **26**, 6636. (g) H. M. Lee, C.-C. Lee and P.-Y. Cheng, *Curr. Org. Chem.*, 2007, **11**, 1491. (h) E. Peris and R. H. Crabtree, *Coord. Chem. Rev.*, 2004, **248**, 2239. (i) S. Ahrens, A. Zeller,

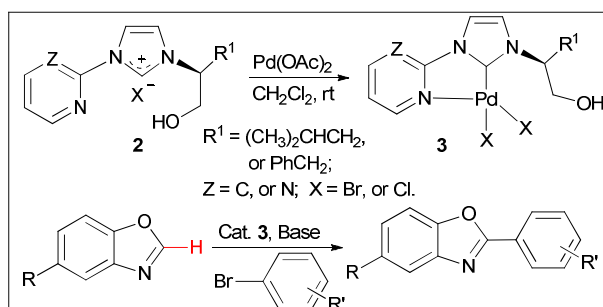


- M. Taige and T. Strassner, *Organometallics*, 2006, **25**, 5409. (j) E. Mas-Marzá, M. Sanaú and E. Peris, *Inorg. Chem.*, 2005, **44**, 9961.
5. (a) S. Hameury, P. de Frémont, P.-A. R. Breuil, H. Olivier-Bourbigou and P. Braunstein, *Inorg. Chem.*, 2014, **53**, 5189. (b) S. Gu, J. Huang and W. Chen, *Chin. J. Org. Chem.*, 2013, **33**, 715. (c) D. Yuan and H. V. Huynh, *Molecules*, 2012, **17**, 2491. (d) Y. Cheng and L. Sun, *Chin. J. Org. Chem.*, 2012, **32**, 511. (e) M. Bierenstiel and E. D. Cross, *Coord. Chem. Rev.*, 2011, **255**, 574. (f) N. Stylianides, A. A. Danopoulos and N. Tsoureas, *J. Organomet. Chem.*, 2005, **690**, 5948. (g) A. W. Waltman and R. H. Grubbs, *Organometallics*, 2004, **23**, 3105.
6. (a) P. Gu, Q. Xu and M. Shi, *Tetrahedron*, 2014, **70**, 7886. (b) C.-H. Cheng, J.-R. Xu, H.-B. Song and L.-F. Tang, *Transition Met. Chem.*, 2014, **39**, 151. (c) V. Khlebnikov, A. Meduri, H. Mueller-Bunz, T. Montini, P. Fornasiero, E. Zangrando, B. Milani and M. Albrecht, *Organometallics*, 2012, **31**, 976. (d) D. Meyer, M. A. Taige, A. Zeller, K. Hohlfeld, S. Ahrens and T. Strassner, *Organometallics*, 2009, **28**, 2142. (e) C.-C. Ho, S. Chatterjee, T.-L. Wu, K.-T. Chan, Y.-W. Chang, T.-H. Hsiao and H. M. Lee, *Organometallics*, 2009, **28**, 2837. (f) R. Wang, B. Twamley and J. M. Shreeve, *J. Org. Chem.*, 2006, **71**, 426. (g) F. E. Hahn, M. C. Jahnke and T. Pape, *Organometallics*, 2006, **25**, 5927. (h) H. M. Lee, P. L. Chiu and J. Y. Zeng, *Inorg. Chim. Acta.*, 2004, **357**, 4313. (i) N. Tsoureas, A. A. Danopoulos, A. A. D. Tulloch and M. E. Light, *Organometallics*, 2003, **22**, 4750. (j) D. S. McGuinness and K. J. Cavell, *Organometallics*, 2000, **19**, 741. (k) A. A. D. Tulloch, A. A. Danopoulos, R. P. Tooze, S. M. Cafferkey, S. Kleinhenz and M. B. Hursthouse, *Chem. Commun.*, 2000, 1247.
7. (a) P. Gu, J. Zhang, Q. Xu and M. Shi, *Dalton Trans.*, 2013, **42**, 13599. (b) A. Schumacher, M. Bernasconi and A. Pfaltz, *Angew. Chem. Int. Ed.*, 2013, **52**, 7422. (c) B. A. Messerle, M. J. Page and P. Turner, *Dalton Trans.*, 2006, 3927.
8. (a) Y. Cheng, H.-J. Xu, J.-F. Sun, Y.-Z. Li, X.-T. Chen and Z.-L. Xue, *Dalton Trans.*, 2009, 7132. (b) X.-W. Li, G.-F. Wang, F. Chen, Y.-Z. Li, X.-T. Chen and Z.-L. Xue, *Inorg. Chim. Acta.*, 2011, **378**, 280.
9. L. Faraji, K. Jadidi and B. Notash, *Tetrahedron Lett.*, 2014, **55**, 346.
10. P. Mao, Y. Cai, Y. Xiao, L. Yang, Y. Xue and M. Song, *Phosphorus, Sulfur, and Silicon*, 2010, **185**, 2418.
11. (a) V. S. C. Yeh, *Tetrahedron*, 2004, **60**, 11995. (b) C. A. Zifcsak and D. J. Hlasta, *Tetrahedron*, 2004, **60**, 8991. (c) I. J. Turchi and M. J. S. Dewar, *Chem. Rev.*, 1975, **75**, 389.
12. (a) D. Kim, K. Yoo, S. E. Kim, H. J. Cho, J. Lee, Y. Kim and M. Kim, *J. Org. Chem.*, 2015, **80**, 3670. (b) F. Zhu and Z.-X. Wang, *Org. Lett.*, 2015, **17**, 1601. (c) N. Kuhl, M. N. Hopkinson, J. Wencel-Delord and F. Glorius, *Angew. Chem., Int. Ed.*, 2012, **51**, 10236. (d) K. M. Engle, T.-S. Mei, M. Wasa and J.-Q. Yu, *Acc. Chem. Res.*, 2012, **45**, 788. (e) P. B. Arockiam, C. Bruneau and P. H. Dixneuf, *Chem. Rev.*, 2012, **112**, 5879. (f) D.-G. Yu, B.-J. Li and Z.-J. Shi, *Tetrahedron*, 2012, **68**, 5130. (g) J. F. Hartwig, *Chem. Soc. Rev.*, 2011, **40**, 1992. (h) W. R. Gutekunst and P. S. Baran, *Chem. Soc. Rev.*, 2011, **40**, 1976. (i) L. McMurray, F. O'Hara and M. J. Gaunt, *Chem. Soc. Rev.*, 2011, **40**, 1885. (j) C. Verrier, P. Lassalas, L. Théveau, G. Quéguiner, F. Trécourt, F. Marsais and C. Hoarau, *Beilstein J. Org. Chem.*, 2011, **7**, 1584.
13. H. Arslan, I. Özdemir, D. Vanderveer, S. Demir and B. Cetinkaya, *J. Coord. Chem.*, 2009, **62**, 2591.
14. X.-B. Shen, Y. Zhang, W.-X. Chen, Z.-K. Xiao, T.-T. Hu and L.-X. Shao, *Org. Lett.*, 2014, **16**, 1984.
15. (a) J. Cuthbertson, V. J. Gray and J. D. Wilden, *Chem. Commun.*, 2014, **50**, 2575. (b) T. L. Chan, Y.-N. Wu, P. Y. Choy and F. Y. Kwong, *Chem.-Eur. J.*, 2013, **19**, 15802. (c) H.-Q. Zhao, J. Shen, J.-J. Guo, R.-J. Ye and H.-Q. Zeng, *Chem. Commun.*, 2013, **49**, 2323. (d) K. Tanimoro, M. Ueno, K. Takeda, M. Kirihaata and S. Tanimori, *J. Org. Chem.*, 2012, **77**, 7844. (e) T. Thruong and O. Daugulis, *J. Am. Chem. Soc.*, 2011, **133**, 4243.
16. (a) T. J. Williams and I. J. S. Fairlamb, *Tetrahedron Lett.*, 2013, **54**, 2906. (b) X.-M. Yan, X.-R. Mao and Z.-Z. Huang, *Heterocycles*, 2011, **83**, 1371. (c) J. Huang, J. Chan, Y. Chen, C. J. Borths, K. D. Baucom, R. D. Larsen and M. M. Faul, *J. Am. Chem. Soc.*, 2010, **132**, 3674. (d) D. Alagille, R. M. Baldwin and G. D. Tamagnan, *Tetrahedron Lett.*, 2005, **46**, 1349.
17. O. V. Dolomanov, L. J. Bourhis, R. J. Gildea, J. A. K. Howard and H. Puschmann, *J. Appl. Cryst.*, 2009, **42**, 339.
18. (a) L. Palatinus and G. Chapuis, *J. Appl. Cryst.*, 2007, **40**, 786. (b) L. Palatinus and A. van der Lee, *J. Appl. Cryst.*, 2008, **41**, 975. (c) L. Palatinus, S. J. Prathapa and S. van Smaalen, *J. Appl. Cryst.*, 2012, **45**, 575.
19. G. M. Sheldrick, *Acta Cryst.*, 2008, **A64**, 112.



# Chelating Palladium Complexes Containing Pyridine/pyrimidine Hydroxyalkyl Di-functionalized N-Heterocyclic Carbenes: Synthesis, Structure, and Catalytic Activity towards C-H Activation

Liangru Yang,\* Jinwei Yuan, Pu Mao,\* Qi Guo



Chelating palladium complexes containing pyridine/pyrimidine hydroxyalkyl di-functionalized NHCs were synthesized, characterized and tested for C-H activation of (benzo)oxazoles.