

# ChemComm

Accepted Manuscript



This article can be cited before page numbers have been issued, to do this please use: W. Ji, H. Tan, M. Wang, P. Li and L. Wang, *Chem. Commun.*, 2015, DOI: 10.1039/C5CC08253F.



This is an *Accepted Manuscript*, which has been through the Royal Society of Chemistry peer review process and has been accepted for publication.

*Accepted Manuscripts* are published online shortly after acceptance, before technical editing, formatting and proof reading. Using this free service, authors can make their results available to the community, in citable form, before we publish the edited article. We will replace this *Accepted Manuscript* with the edited and formatted *Advance Article* as soon as it is available.

You can find more information about *Accepted Manuscripts* in the [Information for Authors](#).

Please note that technical editing may introduce minor changes to the text and/or graphics, which may alter content. The journal's standard [Terms & Conditions](#) and the [Ethical guidelines](#) still apply. In no event shall the Royal Society of Chemistry be held responsible for any errors or omissions in this *Accepted Manuscript* or any consequences arising from the use of any information it contains.

Cite this: DOI: 10.1039/c0xx00000x

www.rsc.org/xxxxxx

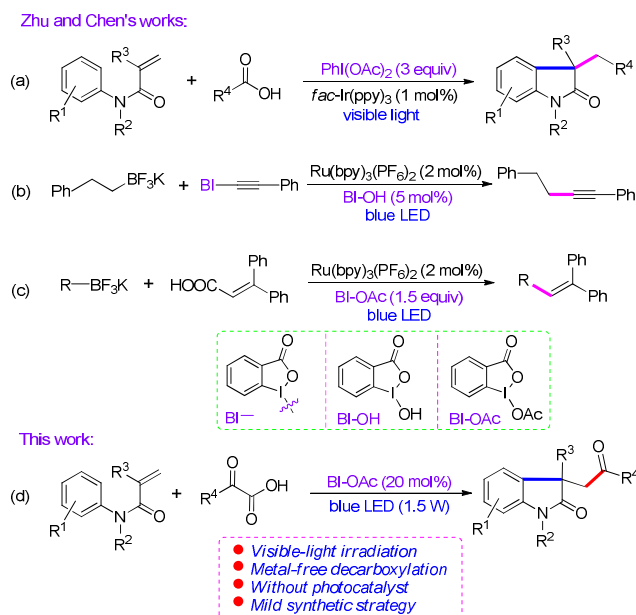
## COMMUNICATION

Photocatalyst-free hypervalent iodine reagent catalyzed decarboxylative acylarylation of acrylamides with  $\alpha$ -oxocarboxylic acids driven by visible-light irradiationWangqin Ji,<sup>a</sup> Hui Tan,<sup>a</sup> Min Wang,<sup>\*a</sup> Pinhua Li,<sup>a</sup> and Lei Wang<sup>\*a,b</sup><sup>5</sup> Received (in XXX, XXX) Xth XXXXXXXXX 20XX, Accepted Xth XXXXXXXXX 20XX  
DOI: 10.1039/b000000x

A hypervalent iodine (III) reagent catalyzed carbonylarylation of acrylamides with  $\alpha$ -oxocarboxylic acids driven by visible-light without photoredox catalyst has been developed. The reactions generate the corresponding products in good yields at room temperature. Experiments indicate that blue LED (450–455 nm) is the most effective energy to cleavage of oxygen-iodine bond to initiate the reaction. Mechanistic study further demonstrates that the reaction undergoes a cascade decarboxylative radical addition/cyclization process along with releasing CO<sub>2</sub> and H<sub>2</sub>.

Oxindoles, an important class of nitrogen-containing heterocycles with remarkable biological and medicinal properties, are the key structural motifs in numerous natural products and biologically active compounds.<sup>1</sup> Moreover, oxindoles are valuable intermediates in asymmetric synthesis, library design and drug discovery.<sup>2</sup> Therefore, the development of straightforward and highly efficient methods for their preparation have received much more attention. Recently, the difunctionalizations of activated alkenes have been developed.<sup>3</sup> In particular, oxidative 1,2-difunctionalization of C=C bonds in acrylamides has attracted the interest of synthetic chemists and is a fascinating approach to 3,3-disubstituted 2-oxindoles. These reactions can be initiated by the addition of either carbon radical or heteroatom radical to C=C bonds followed by intramolecular radical cyclization. According to the radical species, these transformations are divided into 1,2-alkylarylation,<sup>4–6</sup> 1,2-carbonylarylation,<sup>7</sup> 1,2-azidoarylation,<sup>8</sup> 1,2-nitroarylation,<sup>9</sup> 1,2-sulfonylarylation,<sup>10</sup> 1,2-phosphorylarylation,<sup>11</sup> and others,<sup>12</sup> which allow the rapid access to diverse 3,3-disubstituted 2-oxindole scaffolds by simultaneous formation of two C–C bonds or C–C/C–hetero bonds.


Carbonyl-containing oxindoles are considered to be privileged frameworks in pharmaceutical agents, natural compounds, as well as versatile intermediates in synthetic chemistry.<sup>13</sup> As we known,  $\alpha$ -oxocarboxylic acids have been used as acylating reagents due to their stability, easily preparation and high reactivity.<sup>14</sup> In general,  $\alpha$ -oxocarboxylic acids are considered to undergo a decarboxylative process to form acyl radicals along with extrusion of CO<sub>2</sub>, and Duan developed a AgNO<sub>3</sub>/K<sub>2</sub>S<sub>2</sub>O<sub>8</sub> promoted 1,2-carbonylarylation of acrylamides using  $\alpha$ -



**Scheme 1** The applications of hypervalent iodine reagents and visible-light photoredox catalysts in organic transformations

oxocarboxylic acids.<sup>7b</sup> Despite these achievements obtained in this area, the current methods require excessive oxidants, expensive metals, or higher reaction temperature. To develop the mild and environmentally-begin route to carbonyl-containing oxindoles is highly desirable.

Recently, organic photochemical reactions, especially visible-light induced organic transformations have emerged as one of the most attractive research area due to its intrinsic characteristics of mild, environmentally benign, operationally simple, infinitely available source.<sup>15</sup> Meanwhile, hypervalent iodine reagents (HIRs) were found to be the effective reagents in organic synthesis,<sup>16</sup> and HIRs used for organic transformation by visible-light photoredox catalysis have received considerable attention recently.<sup>16d–g</sup> For example, Zhu described the formation of 3,3-disubstituted oxindoles by visible-light photoredox catalysis in the presence of *fac*-Ir(ppy)<sub>3</sub> and PhI(OAc)<sub>2</sub> (Scheme 1a).<sup>16d</sup> Subsequently,

Table 1. Optimization of the reaction conditions<sup>a</sup>


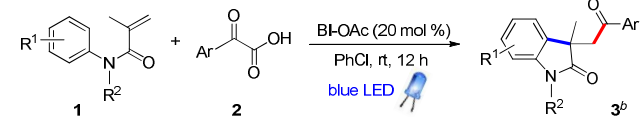
Entry	HIR (equiv)	Yield <sup>b</sup> (%)	Entry	HIR (equiv)	Yield <sup>b</sup> (%)
1	PhI(OAc) <sub>2</sub> (1.0)	46 <sup>c</sup>	9	BI-C≡CPh (0.25)	0
2	PhI(OAc) <sub>2</sub> (1.0)	45 <sup>d</sup>	10	BI-OAc (0.35)	78
3	PhI(OAc) <sub>2</sub> (1.0)	60	11	BI-OAc (0.20)	78
4	PhI(OAc) <sub>2</sub> (0.5)	47	12	BI-OAc (0.15)	71
5	PhI(OAc) <sub>2</sub> (0.25)	32	13	PhI(OAc) <sub>2</sub> (0.25)	0 <sup>e</sup>
6	BI-OAc (0.25)	78	14	BI-OAc (0.20)	0 <sup>f</sup>
7	BI-OH (0.25)	61	15	BI-OAc (0.20)	15 <sup>g</sup>
8	BI-OTf (0.25)	15	16	–	0

<sup>a</sup>Reaction conditions: *N*-methyl-*N*-phenylmethacrylamide (**1a**, 0.20 mmol), 2-oxo-2-phenylacetic acid (**2a**, 0.30 mmol), HIR (amount indicated in Table 1), PhCl (1.0 mL) at room temperature under blue LED (450–455 nm, 1.5 W) irradiation in air for 12 h. <sup>b</sup>Isolated yield. <sup>c</sup>With [Ru(bpy)<sub>3</sub>]Cl<sub>2</sub>·6H<sub>2</sub>O (2.0 mol%). <sup>d</sup>With Eosin Y (2.0 mol%). <sup>e</sup>In dark. <sup>f</sup>70 °C in dark. <sup>g</sup>100 °C in dark.

Chen developed a series of visible-light-induced organic transformations with Ru(bpy)<sub>3</sub>(PF<sub>6</sub>)<sub>2</sub>/HIR photoredox catalytic system (Scheme 1b and 1c).<sup>16c-g</sup> However, there is rare example of the organic transformation driven by visible-light in the presence of HIR catalyst without photoredox catalyst for saving precious metal, such as Ru or Ir.<sup>16h</sup> Based on this understanding and our recent works,<sup>17</sup> herein, we report a remarkably mild HIR-catalyzed direct decarboxylative carbonylarylation of acrylamides with α-oxocarboxylic acids under visible-light photolysis without visible-light photoredox catalyst, which represents a novel and energy-efficient approach to carbonyl-containing oxindoles (Scheme 1d).

Our initial investigation focused on the effect of photocatalyst on the decarboxylative acylarylation of acrylamide with α-oxocarboxylic acid. The representative [Ru(bpy)<sub>3</sub>]Cl<sub>2</sub>·6H<sub>2</sub>O (2.0 mol%) and Eosin Y (2.0 mol%) were screened in a model reaction of *N*-methyl-*N*-phenylmethacrylamide (**1a**) with 2-oxo-2-phenylacetic acid (**2a**) performed with PhI(OAc)<sub>2</sub> (1.0 equiv) and blue LED (450–455 nm, 1.5 W) irradiation at room temperature for 12 h in PhCl, providing the product **3a** in 46% and 45% yields, respectively (Table 1, entries 1 and 2). When the model reaction was carried out in the absence of photocatalyst, a significant improved yield of **3a** was obtained (entry 3). The yield of **3a** is decreased along with the less loading of PhI(OAc)<sub>2</sub> (entries 4 and 5). Next, a variety of HIRs, including BI-OAc, BI-OTf, BI-OH and BI-C≡CPh, were examined. It is evident that BI-OAc was the most effective one, **3a** was isolated in 78% yield (entries 6–9). BI-OH and BI-OTf gave **3a** in 61% and 15% yields, and BI-C≡CPh was no effect. It was also found that the amount of BI-OAc up to 35 mol% did not enhance the transformation, and less than 20 mol% of BI-OAc resulted in less yield of the product (entries 10–12). Specifically, no **3a** was formed when the reaction was performed at either room temperature or 70 °C in dark, and 15% yield of **3a** was obtained at 100 °C in the absence of light (entries 13–15). It is important to note that the addition of BI-OAc is essential to realize the reaction (entry 16). The further optimization indicated that the reaction was generally completed within 12 h at room temperature using 20 mol % of BI-OAc under blue LED irradiation in chlorobenzene (Table S1 in Supporting Information).

With the optimized reaction conditions in hand, the scope of BI-OAc catalyzed decarboxylative acylarylation of acrylamides with 2-oxo-2-phenylacetic acid (**2a**) under visible-light irradiation

Table 2. The scope of acrylamides and α-oxocarboxylic acids<sup>a</sup>


Product	Yield (%)	Substituent
<b>3a</b>	78%	R <sup>1</sup> = 3-H
<b>3b</b>	75%	R <sup>1</sup> = 3-Me
<b>3c</b>	73%	R <sup>1</sup> = 3-MeO
<b>3d</b>	70%	R <sup>1</sup> = 3-EtO
<b>3e</b>	71%	R <sup>1</sup> = 3-F
<b>3f</b>	75%	R <sup>1</sup> = 3-Cl
<b>3g</b>	73%	R <sup>1</sup> = 3-Br
<b>3h</b>	77%	R <sup>1</sup> = 3-I
<b>3i</b>	66%	R <sup>1</sup> = 4-Me
<b>3j</b>	69%	R <sup>1</sup> = 4-MeO
<b>3k-k'</b>	70%	R <sup>1</sup> = 4-Me, R <sup>2</sup> = Me
<b>3l</b>	76%	R <sup>1</sup> = 4-Me, R <sup>2</sup> = Et
<b>3m</b>	84%	R <sup>2</sup> = <i>p</i> -Cl-Bn
<b>3n</b>	75%	R <sup>2</sup> = <i>p</i> -Me-Bn
<b>3o</b>	70%	R <sup>2</sup> = <i>m</i> -Me-Bn
<b>3p</b>	78%	R <sup>3</sup> = <i>p</i> -Me
<b>3q</b>	77%	R <sup>3</sup> = <i>p</i> -Et
<b>3r</b>	70%	R <sup>3</sup> = <i>p</i> -MeO
<b>3s</b>	65%	R <sup>3</sup> = <i>p</i> -F
<b>3t</b>	63%	R <sup>3</sup> = <i>p</i> -Cl
<b>3u</b>	66%	R <sup>3</sup> = <i>p</i> -Br
<b>3v</b>	74%	R <sup>4</sup> = <i>m</i> -Me
<b>3w</b>	69%	R <sup>4</sup> = <i>o</i> -Me
<b>3x</b>	75%	R <sup>5</sup> = 2-phenyl
<b>3y</b>	60%	R <sup>5</sup> = 2-naphthyl
<b>3z</b>	58%	R <sup>5</sup> = 2-benzofuran
<b>3aa</b>	66%	R <sup>6</sup> = 4-ethoxy
<b>3ab</b>	0%	X = NH <sub>2</sub>
<b>3ac</b>	0%	X = COCH <sub>2</sub> OH

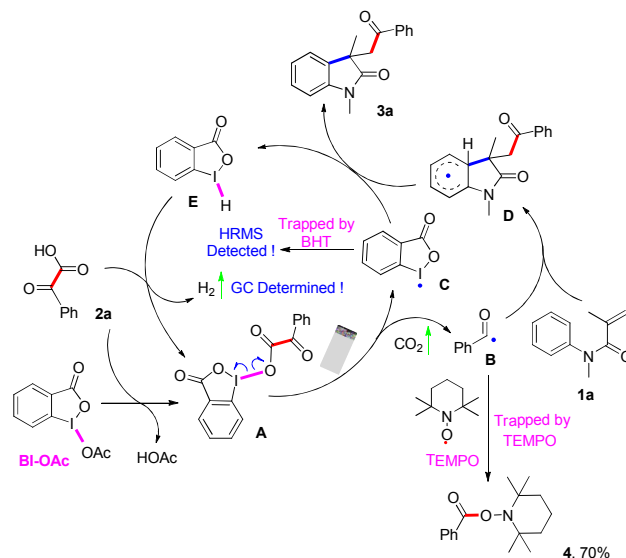
<sup>a</sup>Reaction conditions: acrylamide (**1**, 0.20 mmol), α-oxocarboxylic acid (**2**, 0.30 mmol), BI-OAc (0.040 mmol, 20 mol%), PhCl (1.0 mL) under blue LED (1.5 W) irradiation at room temperature for 12 h in air. <sup>b</sup>Isolated yield.

in the absence of photocatalyst was investigated with a variety of acrylamides. The results were listed in Table 2. As can be seen from Table 2, *N*-methyl-*N*-arylmethacrylamides (**1**) with both electron-donating and electron-withdrawing groups, such as methyl, methoxy, ethoxy, fluoro, bromo, iodo, phenyl, and ester on the benzene rings reacted with **2a** to afford the corresponding products in good yields (Table 2, **3b–k**, **3aa**). The reactions of **2a** with *N*-methyl-*N*-aryl-methacrylamides (**1**) containing a Me, MeO, or EtO group at the *para*-position of the phenyl ring generated 70–75% yields of the products (**3b–d**). *N*-Methyl-*N*-aryl-methacrylamides (**1**) with a F, Cl, Br, I or EtOCO group at the *para*-position of the benzene ring gave 66–77% yields of the products (**3e–h**, **3aa**). In addition, *N*-methyl-*N*-arylmethacrylamide (**1**) with a Ph group at the *ortho*-position of the aromatic ring afforded the product **3j** in 69% yield. However, *N*-methyl-*N*-arylmethacrylamides attached amino or alcohol group on the benzene rings could not react with **2a** to generate the desired products (**3ab** and **3ac**). It should be noted that substrate **1** with an electron-donating group (Me) at the *meta*-position of

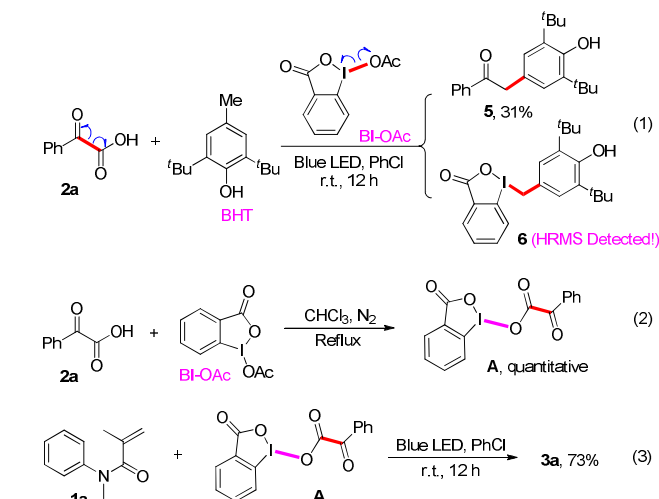
the phenyl ring delivered a mixture of isomers **3k** and **3k'** in 3:2 ratio with 70% yield. Moreover, *N*-ethyl-*N*-phenylmethacrylamide, *N*-(*p*-chlorobenzyl)-*N*-phenylmethacrylamide, *N*-(*p*-methylbenzyl)-*N*-phenylmethacrylamide and *N*-(*m*-methylbenzyl)-*N*-phenylmethacrylamide underwent the reaction with **2a** to generate the anticipated products **3l–o** in 70–84% yields. However, no desired product was isolated when *N*-phenylmethacrylamide reacted with **2a**.

In order to expand the scope of  $\alpha$ -oxocarboxylic acids (**2**) diverse array of 2-oxo-2-(substituted-phenyl)acetic acids were surveyed, also shown in Table 2. 2-Oxo-2-arylacetic acids with either electron-donating or electron-withdrawing groups on the phenyl rings of **2** could be applied to react with **1a**, providing the desired products **3p–z** in moderate to good yields. The reactions of substituted 2-oxo-2-phenylacetic acids with an electron-donating group, such as methyl, ethyl or methoxy group at the *para*-position of the benzene ring gave the desired products (**3p–r**) in 70–78% yields. On the other hand, substituted 2-oxo-2-phenylacetic acids with an electron-withdrawing group including fluoro, chloro or bromo group on the *para*-position of the phenyl ring generated the corresponding products **3s–u** in 63–66% yields. At same time, 2-oxo-2-arylacetic acids attached a methyl group on the *meta*-position or *ortho*-position of the benzene ring afforded the desired products **3v** and **3w** in 74% and 69% yields, respectively. It is important to note that the substrate introduced two strong electron-donating groups (RO) on the aromatic ring of 2-oxo-2-arylacetic acid (for example, 2-(benzo[d][1,3]dioxol-5-yl)-2-oxoacetic acid) reacted with **1a** to provide the corresponding product **3x** in 75% yield. 2-(Naphthalen-1-yl)-2-oxoacetic acid and 2-(naphthalen-2-yl)-2-oxoacetic acid were used to react with **1a** to generate the products **3y** and **3z** in 60% and 58% yields, respectively. However, the reactions were limited to furoylformic acid and 2-thienylglyoxylic acid under the recommended optimal reaction conditions. Furthermore, 2-oxo-2-aliphatic acetic acid and its derivatives, such as 4-methyl-2-oxopentanoic acid and oxalic acid 1-ethyl ester failed under the recommended reaction conditions owing to the less stable of aliphatic acyl radicals compared with aromatic ones.

A plausible mechanism of BI-OAc catalyzed and visible-light driven decarboxylative acylarylation of acrylamides with  $\alpha$ -oxocarboxylic acids was depicted in Scheme 2. The reaction processes probably proceed as follows; (i) the formation of an intermediate **A**,<sup>18</sup> by a transesterification of BI-OAc with 2-oxo-2-phenylacetic acid (**2a**); (ii) the generation of iodonil radical **C**<sup>16h,19</sup> and benzoyl radical **B** from the homolytic cleavage of **A** under blue LED irradiation along with releasing CO<sub>2</sub> (FT-IR analysis of the resulting CO<sub>2</sub> gas, Supporting Information);<sup>17a,b</sup> (iii) the formation of an intermediate **D** through a free radical addition<sup>16d,17c</sup> of formed **B** to the C=C bond of **1a** and followed by intramolecular radical cyclization; (ix) the generation of the product **3a** by a hydrogen atom abstraction of **D** along with forming intermediate **E**, which reacts with **2a** to afford **A** for next cycle run and H<sub>2</sub> (GC analysis of the forming H<sub>2</sub> gas, Supporting Information). It is important to note that benzoyl radical **B** derived from the formed **A** in situ was trapped by TEMPO (2,2,6,6-tetramethyl-1-piperidinyloxy), affording the corresponding adduct **4** in 70% yield under the standard reaction conditions.<sup>20</sup> On the other hand, the in situ generated iodonil radical **C** was trapped by BHT (2,6-di-*tert*-butyl-4-methylphenol)<sup>21</sup> as in Scheme 3, providing the anticipated product **5** in 31% yield and **6** (HRMS analysis, SI). In order to further support the proposed mechanism, the related control experiments were conducted (SI). These results imply that **A**, as an important intermediate may involve in the reaction.



Scheme 2. The Proposed Mechanism



Scheme 3. The control experiments

In summary, an efficient approach for the direct decarboxylative acylarylation of acrylamides with  $\alpha$ -oxocarboxylic acids has been developed. The reaction was based on a BI-OAc catalyzed process and was driven by visible-light in the absence of photocatalyst. This acylarylation tolerates a series of substituted groups and affords the desired carbonyl-containing oxindoles in good yields. Experiments showed that blue LED is the most effective energy source to initiate the reaction. The reaction mechanism investigation indicated that the reaction undergoes a cascade decarboxylative radical addition/cyclization process along with releasing CO<sub>2</sub> and H<sub>2</sub>. Further study on the detail reaction mechanism and application of HIRs are underway.

We gratefully acknowledge the National Natural Science Foundation of China (Nos. 21572078, 21202057) and the Natural Science Foundation of Anhui (No. 1308085MB25) for financial support of this work.

## Notes and reference

<sup>a</sup> Department of Chemistry, Huaibei Normal University, Huaibei, Anhui 235000, P R China; E-mail: leiwang@chnu.edu.cn

<sup>b</sup> State Key Laboratory of Organometallic Chemistry, Shanghai Institute of Organic Chemistry, Chinese Academy of Sciences, Shanghai 200032, P R China



Tel.: +86-561-380-2069; fax: +86-561-309-0518

† Electronic Supplementary Information (ESI) available: [details of any supplementary information available should be included here].  
See DOI: 10.1039/b000000x/

- (1) For selected reviews and papers: (a) B. M. Trost and M. K. Brennan, *Synthesis*, 2009, 3003; (b) G. S. Singh and Z. Y. Desta, *Chem. Rev.*, 2012, **132**, 6104; (c) R. Dalpozzo, G. Bartoli and G. Bencivenni, *Chem. Soc. Rev.*, 2012, **41**, 7247; (d) R.-J. Song, Y. Liu, Y.-X. Xie and J.-H. Li, *Synthesis*, 2015, **47**, 1195.
- (2) For selected examples: (a) C. V. Galliford and K. A. Scheidt, *Angew. Chem., Int. Ed.*, 2007, **46**, 8748; (b) Y.-X. Jia and E. P. Kündig, *Angew. Chem., Int. Ed.*, 2009, **48**, 1636; (c) T. Piou, L. Neuville and J. Zhu, *Angew. Chem., Int. Ed.*, 2012, **51**, 11561.
- (3) For selected reviews: (a) H. C. Kolb, M. S. Nieuwenhze and K. B. Sharpless, *Chem. Rev.*, 1994, **94**, 2483; (b) E. M. Beccalli, G. Broggini, M. Martinelli and S. Sottocornola, *Chem. Rev.*, 2007, **107**, 5318; (c) K. Muñoz, *Angew. Chem., Int. Ed.*, 2009, **48**, 9412; (d) R. I. McDonald, G. Liu and S. S. Stahl, *Chem. Rev.*, 2011, **111**, 2981; (e) C. Zhang, C. Tang and N. Jiao, *Chem. Soc. Rev.*, 2012, **41**, 3464; (f) J.-R. Chen, X.-Y. Yu and W.-J. Xiao, *Synthesis*, 2015, **47**, 604.
- (4) (a) M.-B. Zhou, C.-Y. Wang, R.-J. Song, Y. Liu, W.-T. Wei and J.-H. Li, *Chem. Commun.*, 2013, **49**, 10817; (b) S.-L. Zhou, L.-N. Guo, H. Wang and X.-H. Duan, *Chem.–Eur. J.*, 2013, **19**, 12970; (c) Z.-J. Li, Y. Zhang, L.-Z. Zhang and Z.-Q. Liu, *Org. Lett.*, 2014, **16**, 382; (d) J.-H. Fan, W.-T. Wei, M.-B. Zhou, R.-J. Song and J.-H. Li, *Angew. Chem., Int. Ed.*, 2014, **53**, 6650.
- (5) (a) W.-T. Wei, M.-B. Zhou, J.-H. Fan, W. Liu, R.-J. Song, Y. Liu, M. Hu, P. Xie and J.-H. Li, *Angew. Chem., Int. Ed.*, 2013, **52**, 3638; (b) Y. Meng, L.-N. Guo, H. Wang and X.-H. Duan, *Chem. Commun.*, 2013, **49**, 7540; (c) H. Wang, L.-N. Guo and X.-H. Duan, *Chem. Commun.*, 2013, **49**, 10370; (d) H. Wang, L.-N. Guo and X.-H. Duan, *Org. Lett.*, 2013, **15**, 5254.
- (6) (a) Q. Dai, J. Yu, Y. Jiang, S. Guo, H. Yang and J. Cheng, *Chem. Commun.*, 2014, **50**, 3865; (b) J.-H. Fan, M.-B. Zhou, Y. Liu, W.-T. Wei, X.-H. Ouyang, R.-J. Song and J.-H. Li, *Synlett*, 2014, **25**, 657.
- (7) (a) M.-B. Zhou, R.-J. Song, X.-H. Ouyang, Y. Liu, W.-T. Wei, G.-B. Deng and J.-H. Li, *Chem. Sci.*, 2013, **4**, 2690; (b) H. Wang, L.-N. Guo and X.-H. Duan, *Adv. Synth. Catal.*, 2013, **355**, 2222; (c) L. Zheng, H. Huang, C. Yang and W. Xia, *Org. Lett.*, 2015, **17**, 1034; (d) G. Bergonzini, C. Cassani and C.-J. Wallentin, *Angew. Chem., Int. Ed.*, 2015, **54**, DOI: 10.1002/anie.201506432; (e) F. Jia, K. Liu, H. Xi, S. Lu and Z. Li, *Tetrahedron Lett.*, 2013, **54**, 6337; (f) B. Niu, P. Xie, W. Zhao, Y. Zhou, Z. Bian, C. U. Pittman, Jr and A. Zhou, *RSC Adv.*, 2014, **4**, 43525; (g) W. Mai, J. Wang, Y. Xiao, P. Mao and K. Lu, *Tetrahedron*, 2015, **71**, 8041.
- (8) (a) X.-H. Wei, Y.-M. Li, A.-X. Zhou, T.-T. Yang and S.-D. Yang, *Org. Lett.*, 2013, **15**, 4158; (b) Y. Yuan, T. Shen, K. Wang and N. Jiao, *Chem.–Asian J.*, 2013, **8**, 2932; (c) K. Matcha, R. Narayan and A. P. Antonchick, *Angew. Chem., Int. Ed.*, 2013, **52**, 7985.
- (9) (a) T. Shen, Y. Yuan and N. Jiao, *Chem. Commun.*, 2014, **50**, 554; (b) Y.-M. Li, X.-H. Wei, X.-A. Li and S.-D. Yang, *Chem. Commun.*, 2013, **49**, 11701.
- (10) (a) F. Yin and X.-S. Wang, *Org. Lett.*, 2014, **16**, 1128; (b) W. Wei, J. Wen, D. Yang, J. Du, J. You and H. Wang, *Green Chem.*, 2014, **16**, 2988; (c) X. Li, X. Xu, P. Hu, X. Xiao and C. Zhou, *J. Org. Chem.*, 2013, **78**, 7343.
- (11) Y.-M. Li, M. Sun, H.-L. Wang, Q.-P. Tian and S.-D. Yang, *Angew. Chem., Int. Ed.*, 2013, **52**, 3972.
- (12) (a) W.-Q. Kong, M. Casimiro, E. Merino and C. Nevado, *J. Am. Chem. Soc.*, 2013, **135**, 14480; (b) W.-Q. Kong, E. Merino and C. Nevado, *Angew. Chem., Int. Ed.*, 2014, **53**, 5078; (c) N. Fuentes, W.-Q. Kong, L. Fernández-Sánchez, E. Merino and C. Nevado, *J. Am. Chem. Soc.*, 2015, **137**, 964; (d) F. Yang, P. Klumpphu, Y.-M. Liang and B. H. Lipshutz, *Chem. Commun.*, 2014, **50**, 936; (e) L. Li, M. Deng, S.-C. Zheng, Y.-P. Xiong, B. Tan and X.-Y. Liu, *Org. Lett.*, 2014, **16**, 504; (f) W. Wei, J. Wen, D. Yang, X. Liu, M. Guo, R. Dong and H. Wang, *J. Org. Chem.*, 2014, **79**, 4225; (g) X.-J. Tang, C. S. Thomason and W. R. Dolbier, Jr, *Org. Lett.*, 2014, **16**, 4594; (h) M.-Z. Lu and T.-P. Loh, *Org. Lett.*, 2014, **16**, 4698; (i) X. Xu, Y. Tang, X. Li, G. Hong, M. Fang and X. Du, *J. Org. Chem.*, 2014, **79**, 446.
- (13) D. Crich and A. Banerjee, *Acc. Chem. Res.*, 2007, **40**, 151.
- (14) (a) P. Fang, M.-Z. Li and H.-B. Ge, *J. Am. Chem. Soc.*, 2010, **132**, 11898; (b) M. Kim, J. Park, S. Sharma, A. Kim, E. Park, J. H. Kwak, Y. H. Jung and I. S. Kim, *Chem. Commun.*, 2013, **49**, 925; (c) Z.-Y. Li, D.-D. Li and G.-W. Wang, *J. Org. Chem.*, 2013, **78**, 10414; (d) L. J. Gooßen, F. Rudolphi, C. Oppel and N. Rodríguez, *Angew. Chem., Int. Ed.*, 2008, **47**, 3043; (e) F. Rudolphi, B. Song and L. J. Gooßen, *Adv. Synth. Catal.*, 2011, **353**, 337.
- (15) (a) K. Zeitler, *Angew. Chem., Int. Ed.*, 2009, **48**, 9785; (b) J. M. R. Narayanam and C. R. J. Stephenson, *Chem. Soc. Rev.*, 2011, **40**, 102; (c) L. Shi and W. Xia, *Chem. Soc. Rev.*, 2012, **41**, 7687; (d) J. Xuan and W.-J. Xiao, *Angew. Chem., Int. Ed.*, 2012, **51**, 6828; (e) C. K. Prier, D. A. Rankic and D. W. C. MacMillan, *Chem. Rev.*, 2013, **113**, 5322; (f) D. M. Schultz and T. P. Yoon, *Science*, 2014, **343**, 1239176; (g) L. J. Allen, P. J. Cabrera, M. Lee and M. S. Sanford, *J. Am. Chem. Soc.*, 2014, **136**, 5607; (h) A. Noble, S. J. McCarver and D. W. C. MacMillan, *J. Am. Chem. Soc.*, 2015, **137**, 624 and references cited therein.
- (16) For selected a review, see: (a) V. V. Zhdankin and P. J. Stang, *Chem. Rev.*, 2008, **108**, 5299; For selected examples, see: (b) X. Liu, Z. Wang, X. Cheng and C. Li, *J. Am. Chem. Soc.*, 2012, **134**, 14330; (c) Z. Wang, L. Li and Y. Huang, *J. Am. Chem. Soc.*, 2014, **136**, 12233; (d) J. Xie, P. Xu, H. Li, Q. Xue, H. Jin, Y. Cheng and C. Zhu, *Chem. Commun.*, 2013, **49**, 5672; (e) H. Huang, G. Zhang and Y. Chen, *Angew. Chem., Int. Ed.*, 2015, **54**, 7872; (f) H. Huang, G. Zhang, L. Gong, S. Zhang and Y. Chen, *J. Am. Chem. Soc.*, 2014, **136**, 2280; (g) H. Huang, K. Jia and Y. Chen, *Angew. Chem., Int. Ed.*, 2015, **54**, 1881; (h) S. A. Moteki, A. Usui, S. Selvakumar, T. Zhang and K. Maruoka, *Angew. Chem., Int. Ed.*, 2014, **53**, 11060; (i) D. G. Jeremy, A. Z. Mary and A. N. David, *J. Am. Chem. Soc.*, 2015, **137**, 11340; (j) R. B. Sandin and W. B. McCormack, *J. Am. Chem. Soc.*, 1945, **67**, 2051; (k) H. Togo, M. Aoki, T. Kuramochi and M. Yokoyama, *J. Chem. Soc., Perkin Trans. 1*, 1993, 2417; (l) V. W. Bowry and K. U. Ingold, *J. Am. Chem. Soc.*, 1992, **114**, 4992; (m) T. Wu, H. Zhang and G. Liu, *Tetrahedron*, 2012, **68**, 5229.
- (17) (a) H. Li, P. Li, H. Tan and L. Wang, *Chem.–Eur. J.*, 2013, **19**, 14432; (b) L. Chen, H. Li, F. Yu and L. Wang, *Chem. Commun.*, 2014, **50**, 14866; (c) H. Tan, H. Li, W. Ji and L. Wang, *Angew. Chem., Int. Ed.*, 2015, **54**, 8374.
- (18) O. A. El Seoud, M. Ferreira, W. A. Rodrigues and M.-F. Ruasse, *J. Phys. Org. Chem.*, 2005, **18**, 173.
- (19) (a) M. Ochiai, T. Ito, H. Takahashi, A. Nakanishi, M. Toyonari, T. Sueda, S. Goto and M. Shiro, *J. Am. Chem. Soc.*, 1996, **118**, 7716; (b) H.-Q. Do, R. M. Kashif Khan and O. Daugulis, *J. Am. Chem. Soc.*, 2008, **130**, 15185.
- (20) J. Liu, Q. Liu, H. Yi, C. Qin, R. Bai, X. Qi, Y. Lan and A. Lei, *Angew. Chem., Int. Ed.*, 2014, **53**, 502.
- (21) K. Sun, X. Wang, G. Li, Z. Zhu, Y. Jiang and B. Xiao, *Chem. Commun.*, 2014, **50**, 12880.