

# RSC Advances



This article can be cited before page numbers have been issued, to do this please use: S. Chen, G. Lu and C. Cai, *RSC Adv.*, 2015, DOI: 10.1039/C5RA15822B.

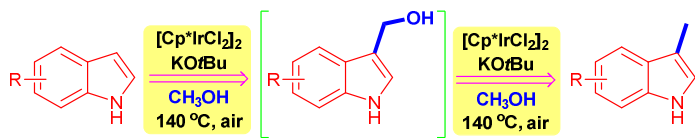


This is an *Accepted Manuscript*, which has been through the Royal Society of Chemistry peer review process and has been accepted for publication.

*Accepted Manuscripts* are published online shortly after acceptance, before technical editing, formatting and proof reading. Using this free service, authors can make their results available to the community, in citable form, before we publish the edited article. This *Accepted Manuscript* will be replaced by the edited, formatted and paginated article as soon as this is available.

You can find more information about *Accepted Manuscripts* in the [Information for Authors](#).

Please note that technical editing may introduce minor changes to the text and/or graphics, which may alter content. The journal's standard [Terms & Conditions](#) and the [Ethical guidelines](#) still apply. In no event shall the Royal Society of Chemistry be held responsible for any errors or omissions in this *Accepted Manuscript* or any consequences arising from the use of any information it contains.



A [Cp\*IrCl<sub>2</sub>]<sub>2</sub>-catalyzed method for the direct methylation of indoles and pyrroles using the abundant and bio-renewable methanol as C1 feedstock.

## COMMUNICATION

## Iridium-catalyzed methylation of indoles and pyrroles using methanol as feedstock

Shu-Jie Chen, Guo-Ping Lu and Chun Cai\*

Cite this: DOI: 10.1039/x0xx00000x

Received 00th January 2012,  
Accepted 00th January 2012

DOI: 10.1039/x0xx00000x

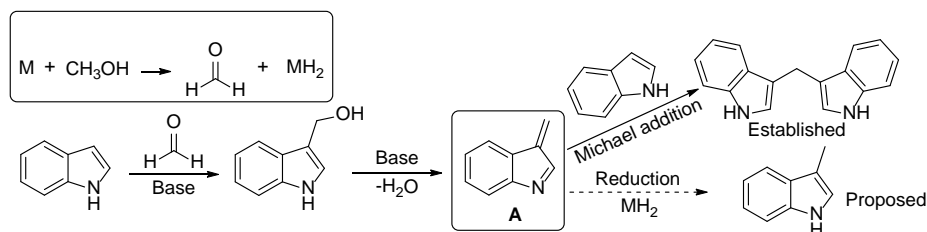
www.rsc.org/

**Iridium-catalyzed methylation of indoles and pyrroles using methanol as the methylating agent was achieved. This transformation takes place via borrowing hydrogen methodology under an air atmosphere, which constitutes a direct route to 3-methyl-indoles and methyl-pyrroles.**

Borrowing hydrogen methodology, which is also known as hydrogen autotransfer, has emerged as an efficient synthetic strategy for the construction of C-N and C-C bonds in organic synthesis, especially as it represents an atom economic and green processes.<sup>1-2</sup> Since a pioneering work conducted by Grigg, who reported a ruthenium-catalyzed monoalkylation of arylacetonitriles using alcohols as alkylating agents via so-called borrowing hydrogen methodology,<sup>3</sup> the transition-metal-catalyzed alkylation of C-nucleophiles with alcohols has been investigated extensively by numerous research groups.<sup>2</sup> However, most of these reactions were restricted to activated (aromatic) alcohols and long-chain alkyl alcohols. The application of methanol in alkylation reactions based on hydrogen borrowing methodologies is less developed, although it is abundant and bio-renewable. It's believed that the relatively high energetic demand of methanol dehydrogenation ( $\Delta H = +84 \text{ kJ mol}^{-1}$ ) compared to higher alcohols, e.g. ethanol ( $\Delta H = +68 \text{ kJ mol}^{-1}$ ), led to the situation.<sup>4</sup> Nevertheless, some pioneering works using methanol as C1 feedstock for C-C bond formation were realized in recent years. In 2011, Krische and co-workers reported an iridium-catalysed direct C-C coupling of methanol and allenes to furnish higher alcohols.<sup>5</sup> Moreover, contributions from the groups of Donohoe,<sup>6</sup> Obara,<sup>7</sup> Andersson,<sup>8</sup> and Beller<sup>9</sup> have demonstrated methylation of ketones or alcohol in the presence of rhodium- or iridium-complexes.

Based on the development of catalytic methanol dehydrogenation,<sup>10</sup> we envisioned the possibility of a direct coupling of indoles and methanol to achieve the methylation of indoles. Although some pioneering works upon coupling of indoles with benzylic alcohols or aliphatic alcohols have been developed, to the best of our knowledge, the methylation of indoles with methanol has not been achieved via hydrogen autotransfer.<sup>11</sup> For examples, the groups of Grigg,<sup>12</sup> Shimizu,<sup>13</sup> Piersanti<sup>14</sup>, and Ohta<sup>15</sup> demonstrated the C3-alkylation of indoles with alcohols in the presence of homogeneous and heterogeneous transition-metal catalysts.<sup>16</sup> In addition, Beller and co-workers reported a N1-alkylation of indoles with alcohols through combination of Shvo's catalyst and *p*-toluenesulfonic acid.<sup>17</sup> In 2013, Li and co-workers described an iridium catalytic system for the synthesis of 3,3'-bisindolylmethanes, which utilized methanol as a surrogate of formaldehyde and proceeded via an "interrupted-hydrogen-borrowing" process.<sup>18</sup>

In fact, there are two potential paths by which the intermediate **A** can be converted into different products. The first way is the Michael addition with another indole to give the 3,3'-bisindolylmethane; the latter route is a reduction by the metal hydride to afford the 3-methylindole (Scheme 1). We speculated that the lack of metal hydride suspended the "hydrogen-returning" process, so the Michael addition became dominated. Our idea for producing 3-methylindole was to interrupt the Michael addition by accelerating the consumption of indole and the reduction of the intermediate **A**. According to this train of thoughts, increasing the loading of the catalyst, which promoted the formation of metal hydride with the concomitant release of formaldehyde, was a possible way to achieve this goal.



Scheme 1. Chemoselectivity in the Coupling of Indole and Methanol.

**Table 1.** Iridium-Catalyzed Methylation of Indole with Methanol under Various Reaction Conditions.<sup>a</sup>

Entry	Cat. (mol %)	Atmos- phere	Conversion (%) <sup>b</sup>	Yield (%) <sup>b</sup>	
				2a	3a
1	[Cp <sup>+</sup> IrCl <sub>2</sub> ] <sub>2</sub> (0.2)	N <sub>2</sub>	100	57	33
2	[Cp <sup>+</sup> IrCl <sub>2</sub> ] <sub>2</sub> (0.5)	N <sub>2</sub>	100	74	12
3	[Cp <sup>+</sup> IrCl <sub>2</sub> ] <sub>2</sub> (1)	N <sub>2</sub>	100	84	2
4	[Cp <sup>+</sup> IrCl <sub>2</sub> ] <sub>2</sub> (1)	O <sub>2</sub>	100	92	0
5	[Cp <sup>+</sup> IrCl <sub>2</sub> ] <sub>2</sub> (1)	Air	100	90	2
6	IrCl <sub>3</sub> ·3H <sub>2</sub> O (2)	Air	100	76	14
7	[Ir(cod)Cl] <sub>2</sub> (1)	Air	95	27	24
8	[Ir(cod)Cl] <sub>2</sub> (1)/PPh <sub>3</sub> (2)	Air	97	45	18
9	(PPh <sub>3</sub> ) <sub>2</sub> (CO)IrCl (2)	Air	90	82	4
10	[Ru( <i>p</i> -cymene) <sub>2</sub> Cl <sub>2</sub> ] <sub>2</sub> (1)	Air	45	15	26
11	[Cp <sup>+</sup> RhCl <sub>2</sub> ] <sub>2</sub> (1)	Air	100	89	3
12 <sup>c</sup>	[Cp <sup>+</sup> IrCl <sub>2</sub> ] <sub>2</sub> (1)	Air	89	50	18
13 <sup>d</sup>	[Cp <sup>+</sup> IrCl <sub>2</sub> ] <sub>2</sub> (1)	Air	87	33	35
14 <sup>e</sup>	[Cp <sup>+</sup> IrCl <sub>2</sub> ] <sub>2</sub> (1)	Air	80	65	6
15	-	Air	0	0	0
16 <sup>f</sup>	[Cp <sup>+</sup> IrCl <sub>2</sub> ] <sub>2</sub> (1)	Air	0	0	0

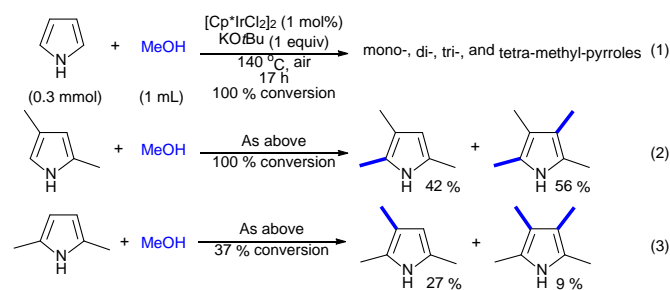
<sup>a</sup> Indole **1a** (0.3 mmol), methanol (1 mL), catalyst, KOtBu (1 equiv), 140 °C for 17 h. <sup>b</sup> Determined by GC analysis. <sup>c</sup> 120 °C. <sup>d</sup> 100 °C, 24 h. <sup>e</sup> KOtBu (0.5 equiv). <sup>f</sup> Base-free condition.

In an initial series of experiments, we surveyed the effect of the catalyst loadings on the selectivity by using [Cp<sup>+</sup>IrCl<sub>2</sub>]<sub>2</sub> as catalyst (Table 1, entries 1-3). In the presence of [Cp<sup>+</sup>IrCl<sub>2</sub>]<sub>2</sub> (0.2 mol%) and KOtBu (1 equiv), a 57% yield of methylated product **2a** was obtained, along with bisindolylmethane **3a** as a side product in 33% yield (entry 1). Notably, with a higher catalyst loading (0.5 mol%), a better yield of **2a** was achieved, and the yield was improved to 84% upon increasing the catalyst loading to 1 mol% (entries 2-3). This is in line with our assumption mentioned above. It is worth mentioning that an atmosphere of oxygen was found to be beneficial to the methylation,<sup>6</sup> and even under the air, the methylation could be accomplished in 90% yield (entries 4-5). A quick screening of common hydrogen transfer catalysts showed that [Cp<sup>+</sup>IrCl<sub>2</sub>]<sub>2</sub> and its Rh analogs were the optimal catalysts in both activity and selectivity among the testing catalysts (entries 6-11). With regard to the base, LiOtBu, KOtBu, and Cs<sub>2</sub>CO<sub>3</sub> were found to be equally effective for this transformation (see Table S1, Supporting Information). A decrease in temperature or the amount of base led to unreacted indole, with inferior yield of the desired product (entries 12-14). Omission of the catalyst or base resulted in no desired product formation (entries 15-16).

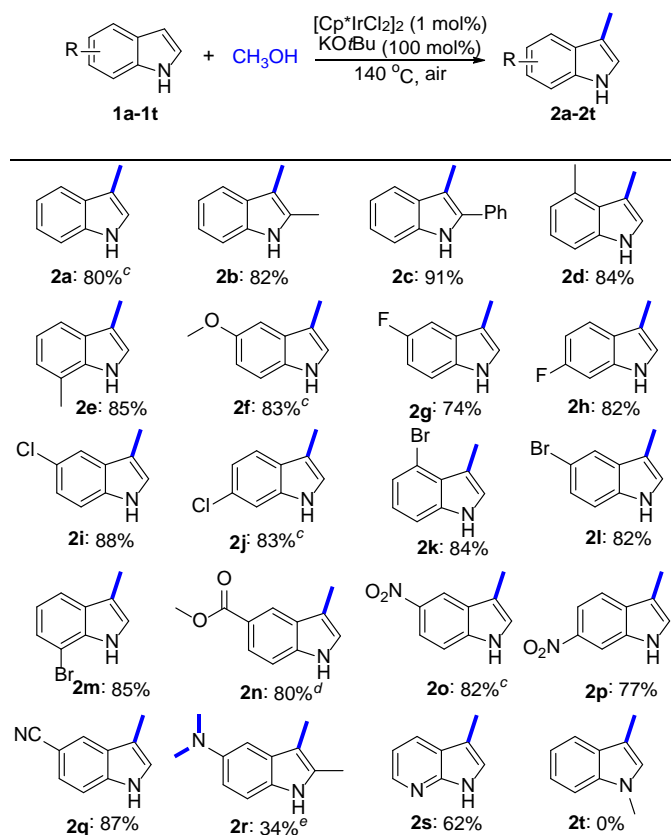
To study the general applicability of the present system, the methylation of a variety of indoles with methanol was investigated under the optimized conditions (Table 1, entry 5), and the results are summarized in Table 2. The cross coupling of C-2 substituted indoles **1b-1c** and methanol afforded the corresponding C-3 methylated products **2b-2c** with 82-91% yields. Reactions of indoles bearing electron-donating or electron-withdrawing groups on the phenyl ring also proceeded smoothly. The 4-, 7-methyl-indoles **1d-1e** and 5-methoxy-indole **1f** participated in the reaction, and the corresponding products **2d-2f** were obtained in 84–85% yields. The halide substituents such as fluoro- (**1g-1h**), chloro- (**1i-1j**) and bromo- (**1k-1m**), were tolerant under the conditions, affording the corresponding products in good yields (**2g-2m**). In the case of substrate bearing an ester group, a slightly longer reaction time was required to obtain good yield (**2n**). Notably, nitro group survived under the conditions, although it is easily reduced in the presence of alcohols (hydrogen donor) and transition metal catalysts (**2o-2p**). Similarly, the methylation of 5-cyanoindole (**1n**) gave the desired product **2n** in 87% yield. The coupling was also applied to indole bearing an amino, except for C-3 methylation, *N*-methylation of amino was also observed (**2r**). In addition, 7-azaindole successfully yielded 62% of the desired product **2s**. Consistent with prior observations, *N*-methyl indole **1t** failed to undergo methylation, which indicated an indole anion involved mechanism.<sup>13</sup>

Except for indoles, we also investigated the reaction of pyrroles with methanol (Scheme 2). Unlike the indoles, pyrrole shown inferior selectivity, which afforded methylated products consisting of the mono-, di-, tri-, and tetra-methyl-pyrroles under the present conditions (Eqn 1). Although this, it was observed that the methylation occurred preferentially at the α position (C2 or C5) of pyrroles (Eqns 2-3).

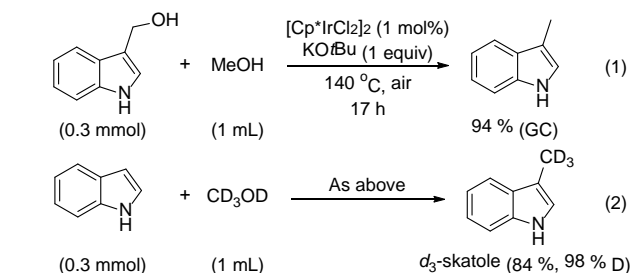
An additional mechanistic experiment starting from the the possible intermediate (1*H*-indol-3-yl)methanol gave 94% yield of the desired product, which again verified the reaction process outlined in



Scheme 2. Methylation of pyrroles.

**Table 2.** Coupling of a Variety of Indoles with Methanol.<sup>a,b</sup>

<sup>a</sup> Reaction conditions: **1** (0.3 mmol), 1 mL methanol, KOtBu (0.3 mmol), 140 °C for 17 h under air. <sup>b</sup> Isolated yield. <sup>c</sup> Reaction was carried out on 1 mmol scale. <sup>d</sup> 24 h. <sup>e</sup> **2r** was separated by preparative HPLC.

**Scheme 3.** Mechanistic Experiments.

Scheme 1 (Scheme 3, Eqn 1). Furthermore, this methodology also provides a simple and straightforward approach for the synthesis of *d*<sub>3</sub>-skatole, which is widely used in the deuterium isotope techniques, such as the metabolism kinetics (Eqn 2).<sup>19</sup>

In summary, we have developed a [Cp\*IrCl<sub>2</sub>]<sub>2</sub>-catalyzed method for the direct methylation of indoles and pyrroles using the abundant and bio-renewable methanol as C<sub>1</sub> feedstock. The methylation of indoles was selectively occurred at the C<sub>3</sub> position, while the methylation of pyrroles was occurred at both the α position (C<sub>2</sub> or C<sub>5</sub>) and the β position (C<sub>3</sub> or C<sub>4</sub>).

This work is supported by Chinese National Natural Science Foundation (21402093, 21476116).

## Notes and references

School of Chemical Engineering, Nanjing University of Science and Technology, Nanjing 210094, P. R. China. Fax: (+86)-25-8431-5030; phone: (+86)-25-8431-5514; e-mail: c.cai@mail.njust.edu.cn.

Electronic Supplementary Information (ESI) available: Experimental procedures and analytical data for products. See DOI: 10.1039/C000000X/

- (a) M. H. S. A. Hamid, P. A. Slatford and J. M. J. Williams, *Adv. Synth. Catal.*, 2007, **349**, 1555-1575. (b) G. Guillena, J. R. D and M. Yus, *Chem. Rev.*, 2010, **110**, 1611-1641. (c) S. Bähn, S. Imm, L. Neubert, M. Zhang, H. Neumann and M. Beller, *ChemCatChem*, 2011, **3**, 1853-1864. (d) Marr, A. C., *Catal. Sci. Technol.*, 2012, **2**, 279-287.
- (a) G. Guillena, D. J. Ramón and M. Yus, *Angew. Chem., Int. Ed.*, 2007, **46**, 2358-2364. (b) S. Pan and T. Shibata, *ACS Catal.*, 2013, **3**, 704-712. (c) Y. Obora, *ACS Catal.*, 2014, **4**, 3972-3981.
- R. Grigg, T. R. B. Mitchell, S. Sutthivaiyakit and N. Tongpenyai, *Tetrahedron Lett.*, 1981, **22**, 4107-4110.
- (a) M. Qian, M. A. Liauw and G. Emig, *Appl. Catal. A-Gen.*, 2003, **238**, 211-222. (b) W.-H. Lin and H.-F. Chang, *Catal. Today*, 2004, **97**, 181-188.
- J. Moran, A. Preetz, R. A. Mesch and M. J. Krische, *Nature Chem.*, 2011, **3**, 287-290.
- (a) L. K. Chan, D. L. Poole, D. Shen, M. P. Healy and T. J. Donohoe, *Angew. Chem., Int. Ed.*, 2014, **53**, 761-765. (b) D. Shen, D. L. Poole, C. C. Shotton, A. F. Kornahrens, M. P. Healy and T. J. Donohoe, *Angew. Chem., Int. Ed.*, 2015, **54**, 1642-1645.
- S. Ogawa and Y. Obora, *Chem. Commun.*, 2014, **50**, 2491-2493.
- X. Quan, S. Kerdphon and P. G. Andersson, *Chem.-Eur. J.*, 2015, **21**, 3576-3579.
- Y. Li, H. Li, H. Junge and M. Beller, *Chem. Commun.*, 2014, **50**, 14991-14994.
- Other selected examples, see: (a) Tani, K.; Iseki, A.; Yamagata, T., *Chem. Commun.*, 1999, 1821-1833. (b) M. Nielsen, E. Alberico, W. Baumann, H. J. Drexler, H. Junge, S. Gladiali and M. Beller, *Nature*, 2013, **495**, 85-89. (c) S. Tanaka, T. Minato, E. Ito, M. Hara, Y. Kim, Y. Yamamoto and N. Asao, *Chem.-Eur. J.*, 2013, **19**, 11832-11836. (d) N. Ortega, C. Richter and F. Glorius, *Org. Lett.*, 2013, **15**, 1776-1779. (e) T. T. Dang, B. Ramalingam and A. M. Seayad, *ACS Catal.*, 2015, **5**, 4082-4088.
- C<sub>3</sub>-methylation of indole by supercritical methanol, see: (a) N. Kishida, T. Kamitanaka, M. Fusayasu, T. Sunamura, T. Matsuda, T. Osawa and T. Harada, *Tetrahedron*, 2010, **66**, 5059-5064. (b) I. V. Kozhevnikov, A. L. Nuzhdin, G. A. Bukhtiyarova, O. N. Martyanov and A. M. Chibiryayev, *J. of Supercritical Fluids*, 2012, **69**, 82-90.
- S. Whitney, R. Grigg, A. Derrick and A. Keep, *Org. Lett.*, 2007, **9**, 3299-3302.
- S. M. Siddiki, K. Kon and K. Shimizu, *Chem.-Eur. J.*, 2013, **19**, 14416-14419.
- S. Bartolucci, M. Mari, A. Bedini, G. Piersanti and G. Spadoni, *J. Org. Chem.*, 2015, **80**, 3217-3222.
- A. E. Putra, K. Takigawa, H. Tanaka, Y. Ito, Y. Oe and T. Ohta, *Eur. J. Org. Chem.*, 2013, 6344-6354.
- For transition-metal-free protocol, see: R. Cano, M. Yus and D. J. Ramón, *Tetrahedron Lett.*, 2013, **54**, 3394-3397.
- S. Bahn, S. Imm, K. Mevius, L. Neubert, A. Tillack, J. M. Williams and M. Beller, *Chem.-Eur. J.*, 2010, **16**, 3590-3593.
- C. Sun, X. Zou and F. Li, *Chem.-Eur. J.*, 2013, **19**, 14030-14033.

## COMMUNICATION

19 (a) J. Fischer, P. W. Elsinghorst and M. Wüst, *J. Label Compd. Radiopharm*, 2011, **54**, 591-596. (b) G. L. Skiles and G. S. Yost, *Chem. Res. Toxicol.*, 1996, **9**, 291-297.