


NJC

Accepted Manuscript



This article can be cited before page numbers have been issued, to do this please use: E. Kandasamy, T. M. Shaikh and S. Nagrajan, *New J. Chem.*, 2015, DOI: 10.1039/C5NJ01545F.



This is an *Accepted Manuscript*, which has been through the Royal Society of Chemistry peer review process and has been accepted for publication.

Accepted Manuscripts are published online shortly after acceptance, before technical editing, formatting and proof reading. Using this free service, authors can make their results available to the community, in citable form, before we publish the edited article. We will replace this *Accepted Manuscript* with the edited and formatted *Advance Article* as soon as it is available.

You can find more information about *Accepted Manuscripts* in the [Information for Authors](#).

Please note that technical editing may introduce minor changes to the text and/or graphics, which may alter content. The journal's standard [Terms & Conditions](#) and the [Ethical guidelines](#) still apply. In no event shall the Royal Society of Chemistry be held responsible for any errors or omissions in this *Accepted Manuscript* or any consequences arising from the use of any information it contains.

PAPER (or FOCUS or PERSPECTIVE)

Ionic liquid catalyzed reusable protocol for one-pot synthesis of 2,3-dihydroquinazolin-4(1*H*)-one under mild conditions

Cite this: DOI: 10.1039/c5nj00000x

Received 00th XXXXX 2013,
Accepted 00th XXXXX 2013

DOI: 10.1039/c5nj00000x

www.rsc.org/njc

S. Nagarajan,^a Tanveer M. Shaikh*,^a Elango Kandasamy*^a

An efficient protocol has been developed for the synthesis of 2,3-dihydroquinazolinone compounds from anthranilamide and aldehydes or ketones *via* ionic liquid catalyzed cyclization reaction. The reaction features high efficiency, shorter reaction duration, mild reaction conditions and inexpensive reagents. The catalyst was recovered and reused. The recyclability of ionic liquid resulted excellent yields of product without loss of any catalytic activity.

Introduction

Quinazolinones are important class of N-heterocycles, and often present in natural products, drug molecules and pharmaceutical compounds.¹ Initially, Bischler and Lang reported the first synthesis of quinazolinone in 1895. Later, in 1903, Gabriel prepared alternate approach *via* oxidation of 3,4-hydroxyquinazoline to quinazolinone.² Moreover, 2,3-dihydroquinazolinones are associated with several important biological activities such as, anti-cancer,³ anti-inflammation,⁴ anti-bacterial,⁵ anti-virus,⁶ anti-tuberculosis,⁷ anti-malarial,⁸ anti-hypertensive,⁹ anti-obesity, anti-psychotic, anti-diabetes,¹⁰ etc. In this context, several synthetic methodologies have been developed employing metal-salts such as SmI₂,¹¹ Ru-salt,¹² CuCl₂,¹³ SnCl₂,¹⁴ Sc(OTf)₃,¹⁵ ZnCl₂,¹⁶ [CpIrCl₂]₂,¹⁷ Pd(OAc)₂,¹⁸ CuO,¹⁹ [Zr(DS)₄],²⁰ Ga(OTf)₃,²¹ TiCl₄,²² KAl(SO₄)₂·12H₂O,^{23a} Al(H₂PO₄)₃,^{23b} [Ce(NH₄)₂(NO₃)₆],²⁴ and metal nano-particles,²⁵ of Co, Cu, Ag, In, La and Fe. Transition metals are expensive, unstable and often produce considerable amount of metal wastes. Therefore series of non-metal catalysts has been developed for the preparation of molecules containing this motif, HCl,²⁶ p-TSA,²⁷ I₂,²⁸ TMSCl,²⁹ NH₄Cl,³⁰ trifluoroethanol,³¹ acidic silica,³² cyanuric chloride,³³ heteropoly acid,³⁴ Amberlyst-15,³⁵ montmorillonite K-10.³⁶

The synthetic transformations employing non-toxic, eco-friendly catalyst have been received much attention in recent years. Particularly, utilizing organocatalyst and green catalyst, ionic liquids³⁷ are beneficial compared with the metal catalysts.

^aDepartment of Chemistry, Vel Tech University, Avadi, Chennai 610062, Tamilnadu, India. Email: elangoomc@gmail.com

The other reported green procedures for the synthesis of 2,3-dihydroquinazolinones have been employed using ionic liquids,^{37a-g} and organocatalysts such as phosphoric acid,³⁸ T3P,³⁹ ^tBuOK,⁴⁰ β-cyclodextrine,⁴¹ polyethylene glycol-400,⁴² K₃PO₄,⁴³ *p*-sulfonic acid (calyx[4]arene)⁴⁴ and are known. Despite these synthetic protocols a practical, mild and green catalysts are still in great demand. In continuation of our efforts to develop eco-friendly protocols for multicomponent reaction,⁴⁵ here in, we wish to report a new efficient method employing ionic liquid catalyzed **1a-c** (Figure 1) one-pot synthesis of 2,3-dihydroquinazolinones under mild conditions (Scheme 1).

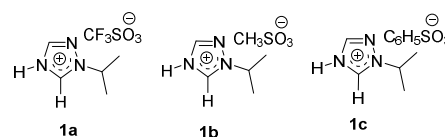
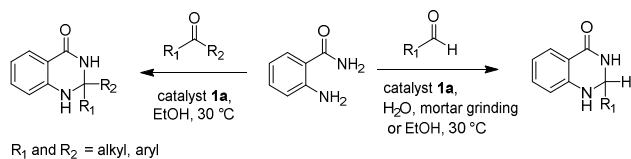


Figure 1. The structures of ILs examined in this paper



R₁ and R₂ = alkyl, aryl

Scheme 1. IL-catalyzed synthesis of 2,3-dihydroquinazolinones

Results and discussion

The ionic liquids **1a-c** were prepared in large scale using our synthetic procedure.^{45d} Our initial efforts focused on developing general, suitable and green reaction conditions and the results are summarized in Table 1. When anthranilamide **2** (1 equiv.) was allowed to react with benzaldehyde **3** (1 equiv.) in the presence of ionic liquid **1a** as catalyst (2 mol%) in H₂O at 25 °C, the traces of **4** were formed. The yield improved dramatically upon addition of 5 mol% of catalyst, resulted 70% yield of **4** (Table 1, entry 3). While increasing the amount of catalyst to 10 mol% 2,3-dihydroquinazolinone (**4**) was obtained in 85% yield (entry 4). Surprisingly, when the reaction was subjected to grinding using mortar for 2 minutes, quinazolinone was isolated as sole product in >95% yield. The product conversion proceeded slowly and in low yield (25%) under solvent-free condition (entry 6). A number of experiments were performed in an effort to extend the general/large-scale procedure to the preparation of 2,3-dihydroquinazolinone. The reaction proceeds in polar solvents (MeOH, EtOH) and afforded the product **4** in 40% and 88% yields, respectively (entries 7-8). To address, the need for enhanced yield, we added 10 mol% of catalyst **1a**, which resulted 92% of 2,3-dihydroquinazolinone in 10 minutes (entry 9). It was found that the use of 15-20 mol% **1a**, the reaction was faster and completed within a minute. However, the stoichiometric amount of catalyst **1a** (in absence of solvent) was resulted low yield of product (entry 12). The reaction improved efficiently, upon addition of a mixture of EtOH:H₂O (1:2) to the reaction (entry 13). Other screened solvents such as, THF, CH₂Cl₂, CH₃CN, DMF, toluene, EtOAc, led to a 80-94% yields of product **4** (entries 14-19). It was found that the other screened ionic liquids **1b** and **1c** were resulted product **4** in 85% and 80% yields, respectively. The reaction proceeds most efficiently with ionic liquid **1a**, probably due to strong C-F bonding enhance the rate of reaction. The excellent results were obtained with 10 mol% of ionic liquid **1a** at 30 °C, H₂O in mortar grinding (Table 1, entry 5) or at 30 °C, EtOH:H₂O stirring in sample vial (Table 1, entry 13).

Table 1 Evaluation of reaction parameters^a

Entry	Catalyst (mol%)	Solvent (mL)	Time (min)	Yield ^b (%)
1	2	H ₂ O	10	traces
2	5	H ₂ O	10	35

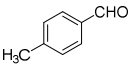
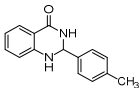
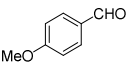
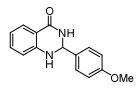
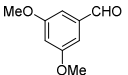
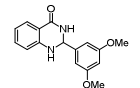
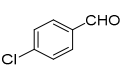
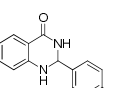
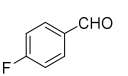
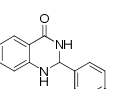
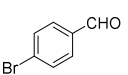
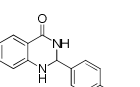
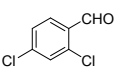
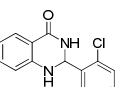
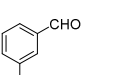
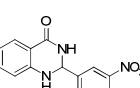
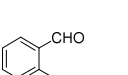
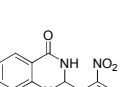
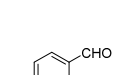
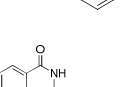
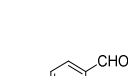
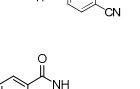

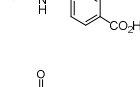

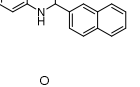
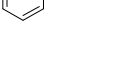
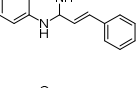
3	5	H ₂ O	25	70
4	10	H ₂ O	4	85
5	10	H ₂ O	2	95 ^c (85, 80) ^d
6	5	neat	120	10 (25) ^e
7	5	MeOH	2	40
8	5	EtOH	10	88
9	10	EtOH	5	92
10	15	EtOH	1	91
11	20	EtOH	1	91
12	100	nil	5	80
13	10	EtOH:H ₂ O	2	96
14	5	THF	5	90
15	5	CH ₂ Cl ₂	10	94
16	5	CH ₃ CN	10	81
17	5	DMF	10	88
18	5	Toluene	10	80
19	5	EtOAc	20	82

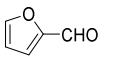
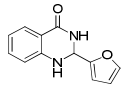
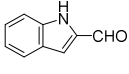
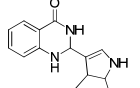
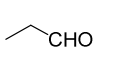
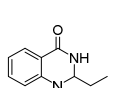
^aReaction conditions: ^aanthranilamide (3.0 mmol), benzaldehyde (3.0 mmol), ionic liquid **1a**, solvent; ^bisolated yield; ^creaction was carried out in mortar pestle; ^dcatalyst **1b** and **1c** were employed, respectively; ^estirred for overnight; solvent mixture of 2:1.

The versatility of this protocol was investigated by examining the reaction of anthranilamide (**2**) and scope of various aldehydes (**3**) to this cyclization using the optimized conditions, and the results are presented in Table 2. When we treated 4-methyl benzaldehyde (Table 2, entry 2) with anthranilamide, a desired product **4** was observed in 93% yield after a short reaction time of three minutes. Interestingly, high yield (93-95%) and selective cyclization were observed with all the electron-donating substrates (entries 3-8). Similarly, the consistency was observed in case of electron-withdrawing substrates (such as, NO₂, CN, CO₂H), which were smoothly afforded the corresponding 2,3-dihydroquinazolinone compounds (entries 9-12). The sterically encumbered aldehyde afforded the excellent yield of the corresponding quinazolinones (entries 13-14). The reaction with thiophene-2-carboxaldehyde resulted with 93% yield. However, the other hetero-carboxaldehyde such as 2-furaldehyde and indole-3-carboxaldehyde were resulted with low yield of the desired product (entries 15-17). These heterocycles are sensitive towards air and acid catalyst.⁴⁶ The reaction with propionaldehyde displayed a slightly slower reaction rate, reaching poor conversion at 6 hours (entry 18).

Table 2 Reaction of anthranilamide and aldehydes for the preparation of 2,3-dihydroquinazolinone^a

Entry	Substrate	Product	Time (min)	Yield (%) ^{b,c}
	3	4		
1			2	96

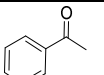
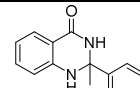
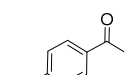
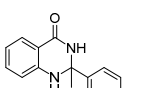
2			3	93
3			3	93
4			1	95
5			5	90
6			3	89
7			4	91
8			2	92
9			3	90
10			3	89
11			2	91
12			5	91
13			15	92
14			2	90
15			7	93

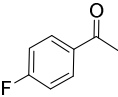
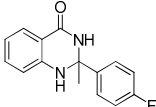
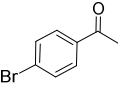
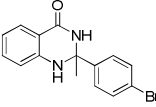
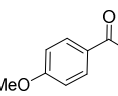
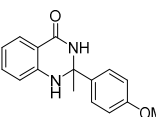

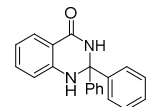
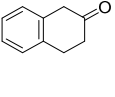
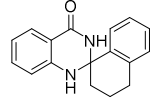

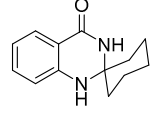

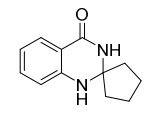

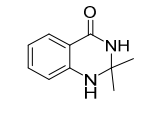
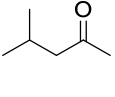
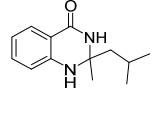
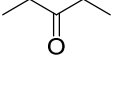
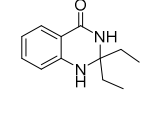
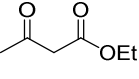
16			24	10
17			24	10
18			6	10

^aReaction conditions: anthranilamide (3.0 mmol), aldehyde (3.0 mmol), catalyst 1a (10 mol%), H₂O, 30 °C, mortar pestle; ^bproducts were characterized by m.p., FTIR, ¹H- and ¹³C-NMR; ^cisolated yields.

We next explored the effect of ketones to this cyclization reaction. Initially, the treatment of acetophenone (**5**) with anthranilamide (**2**) and 10 mol% of ionic liquid **1a** in H₂O at room temperature resulted in the formation of low yield of 2,3-dihydroquinazolinone **6**. Therefore, the same reaction was performed in ethanol solvent; the product **6** was obtained in 93% yield in 3 hours stirring. Encouraged by these results, we evaluated other substituted acetophenones for example methyl, fluoro, bromo and methoxy, which smoothly transformed to the corresponding product in 88-92% yields, respectively (entries 2-5). Unfortunately, the sterically hindered benzophenone have shown poor reactivity and low yield of product under these conditions (entry 6). It is noteworthy that the reaction of cyclic and aliphatic ketones such as cyclohexanone, cyclopentanone, acetone and others were successfully yielded the corresponding quinazolinonone in excellent yield (89-93%) within 3-10 minutes (entries 7-12). However, in the case of β -keto ester (entry 13) no desired product was obtained.

Table 3 Reaction of anthranilamide and ketones for the preparation of 2,3-dihydroquinazolinone^a

Entry	Substrate	Product	Time	Yield
	5	6	(min)	(%) ^{b,c}
1			3	93
2			4	90

3			12	90
4			12	92
5			8	88
6			24	20
7			24	18
8			3 ^d	91
9			3 ^d	90
10			10 ^d	89
11			10 ^d	94
12			2 ^d	93
13		nil	24	nr

^aReaction conditions: anthranilamide (3.0 mmol), ketone (3.0 mmol), catalyst **1a** (10 mol%), EtOH, 30 °C, stirred in glass vial; ^bproducts were characterized by m.p., FTIR, ¹H- and ¹³C-NMR; ^cisolated yields; ^dreaction time in minutes

We then studied the recyclability of the catalyst **1a** to this cyclization reaction. The ionic liquid **1a** was recovered after completion of the reaction and directly subjected to the cyclization reaction. To our surprise the reaction of recovered catalyst **1a** (10 mol%) with anthranilamide (**2**) and benzaldehyde (**3**) was resulted in the formation of 95% yield of quinazolinone (**4**). These results were consistent for the next four cycles without loss of efficiency of the catalyst **1a** (Figure 2). Similarly, when we subjected ketones (**5**) to our reusability studies, the results are excellent and afforded the corresponding 2,3-dihydroquinazolinone in >95% yield.

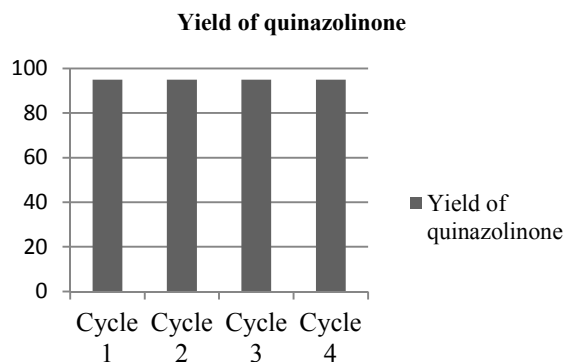


Figure 2. Catalyst **1a** reusability study

Conclusions

In conclusion, we have described an efficient ionic liquid **1a** catalyzed multicomponent cyclization that allows the transformation of anthranilamide with aldehydes or ketones into their corresponding 2,3-dihydroquinazolinones in excellent yields. The C-N bond formation of aldehydes was achieved by two different conditions. It is important to note that the catalyst ionic liquid has been recycled after completion of the reaction. A novel feature of this catalytic reaction is that short reaction time, mild conditions and recoverable catalyst.

Experimental

General

Solvents were freshly distilled prior to use and glassware was dried in oven at 120 °C for 5 h. All the reagents were purchased from Merck and Sigma Aldrich. ¹H NMR spectra were recorded at 400 MHz and ¹³C NMR spectra at 100 MHz on a Bruker AVANCE FT NMR instrument using CDCl₃ and DMSO-d₆ as standard solvents. Electrospray ionization mass spectrometry (ESI-MS) spectra were recorded on a Waters Q-TOF Premier mass spectrometer. LC/MS data were performed on a Agilent MSD mass spectrometer. Method info: A: 0.05 % HCOOH in H₂O, B: 0.04 % HCOOH in CH₃CN; flow rate: 2.0 ml/min; Column: Chromolith RP-18e, 100-3 mm, +ve

mode. Elemental analyses of the compounds were obtained from thermoquest CE instrument CHNS-O, EA/110 model. IR spectra were recorded using KBr pellets on a Bruker Vector 22 FT-IR spectrometer operating at 400-4000 cm^{-1} . Melting points were measured in DALAL melting point apparatus, India and corrected.

Synthesis of 1-isopropyl-1,2,4-triazolium triflate **1a**.

To a solution of 1-isopropyl-1,2,4-triazoles (10 mmole) in toluene (10 mL) was added drop wise trifluoromethanesulfonic acid (10 mmole). This reaction mixture was then heated to 80 $^{\circ}\text{C}$ for 12 h. After completion of the reaction, flask was cooled to room temperature (25 $^{\circ}\text{C}$) and excess of toluene was removed under reduced pressure. The resulting residue was thoroughly washed with hexane (20 mL x 2) and further dried over vacuum to afford pure catalyst **1a**.

Note: Syntheses of 1-isopropyl-1,2,4-triazolium methanesulfonate (**1b**) and 1-butyl-1,2,4-triazolium phenylsulfonate (**1c**) ionic liquids has been prepared similar to **1a**.

Syntheses of 2,3-dihydroquinazolinone (**4**)

Catalyst **1a** (10 mol %) was added to a solution of anthranilamide (3.0 mmole) and the corresponding aldehyde (3.0 mmole) in water (1 mL). The reaction mixture was mixed in a mortar and pestle at room temperature for designated time. The progress of the reaction was monitored by TLC. After completion of the reaction, the reaction mixture was quenched with mixture of water:ethanol (5:0.5 mL). The corresponding solid product was filtered, and washed with *n*-hexane (5 mL x 2), which afforded pure 2,3-dihydroquinazolinone.

Syntheses of 2,3-dihydroquinazolinone (**6**)

Catalyst **1a** (10 mol%) was added to a solution of anthranilamide (3.0 mmole) and the corresponding ketone (3.0 mmole) in ethanol (1 mL). The reaction mixture was stirred in 5 mL glass vial at room temperature. The progress of the reaction was monitored by TLC. After completion of the reaction, the reaction mixture was quenched with mixture of water:ethanol (5:0.5 mL). The solid was filtered, and washed with *n*-hexane (5 mL x 2), which afforded pure 2,3-dihydroquinazolinone.

Procedure for the reusability of new triazolium based ionic liquids **1a**

The catalyst was separated from the reaction mixture by simple filtration technique and the filtrate was concentrated to remove excess of water and small amount of ethanol. Then the crude residue was thoroughly washed with mixture of hexane: ethyl acetate (4:1) 5 mL and dried at 45 $^{\circ}\text{C}$ over vacuum for 1 h. This residue was subjected directly to catalyst reusable study.

Spectral data for selected compounds

1-Isopropyl 1, 2, 4-triazolium trifluoromethanesulfonate (**1a**)

Colorless liquid; yield 94%; elemental analysis: calcd. for C, 27.48; H, 4.23; N, 16.02, found: C, 27.24, H, 4.11, N, 16.01; $^1\text{H-NMR}$ (CDCl_3 , 400 MHz) δ 12.9 (s, 1H, NH), 9.6 (s, 1H, 5-CH), 8.6 (s, 1H, 3-CH), 4.9 (m, 1H, $\text{CH}(\text{CH}_3)_2$), 1.6 (d, J = 8 Hz, 6H, $\text{CH}(\text{CH}_3)_2$); $^{13}\text{C-NMR}$ (CDCl_3 , 100 MHz) δ 143.1 (C-5), 139.5 (C-3), 124.8, 121.6, 118.5, 115.3, (CF_3SO_3), 55.7 ($\text{CH}(\text{CH}_3)_2$), 21.4 ($\text{CH}(\text{CH}_3)_2$) ES-MS m/z 112.1580; $^{19}\text{F-NMR}$ 78.9378.

1-Isopropyl 1, 2, 4-triazolium methanesulfonate (**1b**)

Colorless liquid; yield 91%; elemental analysis: calcd. for, C, 34.60; H, 6.78; N, 20.18; found, C, 34.54, H, 6.56, N, 20.10; $^1\text{H-NMR}$ (CDCl_3 , 300 MHz): δ 12.4 (s, 1H, NH), 10.1 (s, 1H, 5-CH), 8.6 (s, 1H, 3-CH), 4.9 (m, 1H, $\text{CH}(\text{CH}_3)_2$), 2.8 (s, 3H, CH_3SO_3), 1.6 (d, 6H, $\text{CH}(\text{CH}_3)_2$); $^{13}\text{C-NMR}$ (CDCl_3 , 75 MHz): δ 143.3 (C-5), 140.3 (C-3), 55.4 ($\text{CH}(\text{CH}_3)_2$), 39.6 (CH_3SO_3), 21.8 ($\text{CH}(\text{CH}_3)_2$).

1-Isopropyl 1, 2, 4-triazolium phenylsulfonate (**1c**)

White solid; yield 89%; elemental analysis: calcd. for, C, 48.87; H, 5.97; N, 15.54; found : C, 48.64, H, 5.85, N, 15.34; $^1\text{H NMR}$ (CDCl_3 , 300 MHz): δ 12.8 (brs, 1H, NH), 10.1 (s, 1H, 5-CH), 8.6 (s, 1H, 3-CH), 7.8 (m, 2H, CH), 7.3 (m, 3H, CH) 4.8 (m, 1H, $\text{CH}(\text{CH}_3)_2$), 1.5 (d, J = 6.6 Hz, 6H, $\text{CH}(\text{CH}_3)_2$); $^{13}\text{C-NMR}$ (CDCl_3 , 75 MHz): δ 143.0 (C-5), 140.2 (C-3), 130.3, 128.3, 125.8 ($\text{C}_6\text{H}_5\text{SO}_3$), 55.5 ($\text{CH}(\text{CH}_3)_2$), 21.4 ($\text{CH}(\text{CH}_3)_2$).

2-phenyl-2, 3-dihydroquinazolin-4(1H)-one (Table 2, entry 1)

White solid; yield 96%; mp 217-219 $^{\circ}\text{C}$ (Lit.³³: 218-220 $^{\circ}\text{C}$); $^1\text{H-NMR}$ (400 MHz, DMSO-d_6): δ 8.2 (s, 1H), 7.6 (m, 1H), 7.5 (m, 2H), 7.3 (m, 3H), 7.2 (m, 1H), 7.1 (s, 1H), 6.7 (m, 2H), 5.7 (s, 1H); $^{13}\text{C-NMR}$ (100 MHz, DMSO-d_6): δ 163.5, 147.8, 141.6, 133.2, 128.4, 128.3, 127.3, 126.8, 117.0, 114.9, 114.3, 66.5; IR (KBr): 3305, 3180, 3059, 1665, 1615, 1535, 1450 cm^{-1} ; LC/MS [$\text{M}+\text{H}$]⁺ (m/z) 235.

2-(3,5-dimethoxyphenyl)-2,3-dihydroquinazolin-4(1H)-one (Table 2, entry 4)

White solid; yield 95 %; mp 139-140 $^{\circ}\text{C}$; $^1\text{H-NMR}$ (400 MHz, DMSO-d_6): δ 8.2 (s, 1H), 7.5 (d, J = 12 Hz, 1H), 7.2 (m, 1H), 7.1 (s, 1H), 6.7 (d, J = 8 Hz, 1H), 6.6 (m, 3H), 6.4 (m, 1H), 5.6 (s, 1H), 3.7 (s, 6H); $^{13}\text{C-NMR}$ (100 MHz, DMSO-d_6): δ 163.5, 160.3, 147.7, 144.1, 133.2, 127.3, 117.1, 114.9, 114.3, 104.9, 99.7, 66.1, 55.2; FTIR (KBr): 3302, 3186, 3061, 2936, 2806, 1908, 1655, 1613, 1510, 1440, 1388, 1300, 1250, 1152, 1029 cm^{-1} ; LC/MS [$\text{M}+\text{H}$]⁺ (m/z) 285.

4-(4-oxo-1,2,3,4-tetrahydroquinazolin-2-yl) benzoic acid (Table 2, entry 12)

White solid; yield 91%; mp 271-273 $^{\circ}\text{C}$; $^1\text{H-NMR}$ (400 MHz, DMSO-d_6): δ 12.9 (s, 1H), 8.3 (s, 1H), 7.9 (d, J = 8 Hz, 2H), 7.6 (m, 3H), 7.2 (m, 2H), 6.7 (m, 2H), 5.8 (s, 1H); $^{13}\text{C-NMR}$ (100 MHz,

ARTICLE

DMSO- d_6): δ 167.0, 163.4, 147.5, 146.4, 133.4, 130.8, 129.3, 127.3, 127.0, 117.2, 114.9, 114.4, 66.0; FTIR (KBr): 3300, 3179, 3127, 3063, 2934, 2865, 2677, 2551, 1698, 1656, 1610, 1584, 1509, 1431, 1385, 1291, 1155, 1015 cm^{-1} ; LC/MS $[M+H]^+$ (m/z) 269.

2-(naphthalen-2-yl)-2, 3-dihydroquinazolin-4(1H)-one (Table 2, entry 13)

Colorless solid; yield 92%; mp 167-169 °C; ^1H -NMR (400 MHz, DMSO- d_6): δ 8.5 (m, 1H), 8.2 (s, 1H), 7.9 (t, $J = 8$ Hz, 2H), 7.7 (m, 2H), 7.5 (m, 3H), 7.2 (m, 1H), 7.1 (s, 1H), 6.7 (m, 1H), 6.5 (s, 1H); ^{13}C -NMR (100 MHz, DMSO- d_6): δ 164.0, 148.4, 135.1, 133.7, 133.2, 130.5, 129.3, 128.5, 127.5, 126.0, 125.8, 125.1, 124.5, 117.2, 114.9, 114.5, 65.9; IR (KBr): 3381, 3306, 3227, 3053, 2921, 1935, 1655, 1610, 1503, 1424, 1373, 1299, 1152 cm^{-1} ; LC/MS $[M+H]^+$ (m/z) 275.

2-methyl-2-phenyl-2, 3-dihydroquinazolin-4(1H)-one (Table 3, entry 1)

Colorless solid; yield 93%; mp 225-226 °C (Lit.^{28b}: 224-225 °C); ^1H -NMR (400 MHz, DMSO- d_6): δ 8.7 (s, 1H), 7.6 (s, 1H), 7.5 (m, 3H), 7.2 (m, 2H), 7.1 (m, 2H), 6.7 (m, 1H), 6.5 (m, 1H), 1.6 (s, 3H); ^{13}C -NMR (100 MHz, DMSO- d_6): δ 163.7, 147.6, 147.1, 133.2, 127.9, 127.2, 126.9, 125.1, 116.7, 115.0, 114.2, 70.1, 30.7; IR (KBr): 3400, 3045, 1667, 1618, 1510, 1599, 14420, 1395, 1330, 1275, 1220, 1191, 1153, 1120, 1082, 1030 cm^{-1} ; LC/MS $[M+H]^+$ (m/z) 239.

1'H-spiro [cyclohexane-1,2'-quinazolin]-4'(3'H)-one (Table 3, entry 8)

White solid; yield 91%; mp 223-225 °C (Lit.^{28b}: 224-225 °C); ^1H -NMR (400 MHz, DMSO- d_6): δ 7.9 (s, 1H), 7.5 (m, 1H), 7.2 (m, 1H), 6.8 (s, 1H), 6.6 (m, 2H), 1.7 (m, 2H), 1.6 (m, 6H), 1.4 (m, 1H), 1.2 (m, 1H); ^{13}C -NMR (100 MHz, DMSO- d_6): δ 163.1, 146.7, 133.0, 127.0, 116.4, 114.5, 114.4, 67.7, 37.1, 24.6, 20.8; IR (KBr): 3280, 3184, 3030, 2980, 2932, 2858, 1660, 1620, 1520, 1484, 1420, 1390, 1276, 1185, 1150 cm^{-1} ; LC/MS $[M+H]^+$ (m/z) 217.

1'H-spiro[cyclopentane-1,2'-quinazolin]-4'(3'H)-one (Table 3, entry 9)

White solid; yield 90%; mp 258-260 °C (Lit.³⁰: 257-260 °C); ^1H -NMR (400 MHz, DMSO- d_6): δ 8.0 (s, 1H), 7.5 (d, $J = 8$ Hz, 1H), 7.2 (t, $J = 12$ Hz, 1H), 6.7 (s, 1H), 6.7 (m, 1H), 6.6 (m, 1H); ^{13}C -NMR (100 MHz, DMSO- d_6): δ 163.9, 148.0, 133.4, 127.7, 117.0, 115.0, 114.8, 77.5, 22.4; IR (KBr): 3283, 3186, 3035, 2982, 2929, 2940, 2855, 1666, 1620, 1519, 1483, 1431, 1390, 1325, 1270, 1177, 1150 cm^{-1} ; LC/MS $[M+H]^+$ (m/z) 203.

2, 2-dimethyl-2,3-dihydroquinazolin-4(1H)-one (Table 3, entry 10)

White solid; yield 89%; mp 183-184 °C (Lit.^{28b}: 182-183 °C); ^1H -NMR (400 MHz, DMSO- d_6): δ 7.9 (s, 1H), 7.6 (d, $J = 8$ Hz, 1H), 7.2 (t, $J = 8$ Hz, 1H), 6.6 (m, 3H), 1.3 (s, 6H); ^{13}C -NMR (100 MHz,

DMSO- d_6): 163.5, 147.5, 133.6, 127.6, 116.9, 114.7, 114.3, 67.3, 29.4; IR (KBr): 3330, 3261, 3033, 2991, 2969, 1655, 1620, 1515, 1484, 1388, 1361, 1335, 1278, 1197, 1180, 1140 cm^{-1} .

2-isobutyl-2-methyl-2,3-dihydroquinazolin-4(1H)-one (Table 3, entry 11)

White solid; yield 94%; mp 172-174 °C (Lit.^{28b}: 171-173 °C); ^1H -NMR (400 MHz, DMSO- d_6): δ 7.8 (s, 1H), 7.5 (d, $J = 8$ Hz, 1H), 7.2 (m, 1H), 6.6 (m, 3H), 1.9 (m, 1H), 1.8 (m, 1H), 1.5 (m, 3H), 0.9 (m, 6H); ^{13}C -NMR (100 MHz, DMSO- d_6): δ 163.5, 147.5, 133.6, 127.5, 116.4, 114.4, 113.8, 69.8, 49.8, 29.1, 24.8, 24.6, 23.8; IR (KBr): 3324, 3170, 2950, 2865, 1657, 1612, 1580, 1511, 1484, 1432, 1390, 1362, 1320, 1285, 1189, 1150, 1060, 825, 745 cm^{-1} .

2, 2-diethyl-2,3-dihydroquinazolin-4(1H)-one (Table 3, entry 12)

White solid; yield 93%; mp 189-190 °C; ^1H -NMR (400 MHz, DMSO- d_6): δ 7.7 (s, 1H), 7.5 (m, 1H), 7.1 (m, 1H), 6.6 (d, $J = 8$ Hz, 1H), 6.6 (m, 1H), 6.4 (s, 1H), 1.6 (m, 4H), 0.9 (m, 6H); ^{13}C -NMR (100 MHz, DMSO- d_6): δ 163.8, 148.1, 133.5, 127.4, 115.9, 114.0, 113.4, 72.4, 33.2, 8.3; IR (KBr): 3320, 3167, 2870, 1665, 1600, 1570, 1521, 1479, 1428, 1385, 1323, 1285, 1178, 1090, 1050, 840, 739 cm^{-1} ; LC/MS $[M+H]^+$ (m/z) 205.

Acknowledgements

EK thank the Department of Science and Technology, Science and Engineering Research Board (DST-SERB, SR/FT/CS-60/2011), India for providing research fund. Also the authors thank Dr. G. Anantharaman Department of Chemistry, India Institute of Technology Kanpur for NMR and ESI-MS measurement.

Notes and references

^aDepartment of Chemistry, Vel Tech University, Avadi, Chennai 610062, Tamilnadu, India. Email: elangoome@gmail.com

Electronic Supplementary Information (ESI): scanned spectral data is available with this journal. See DOI: 10.1039/b000000x/

- a) J. F. Wolfe, T. L. Rathman, M. C. Sleevi, J. A. Campbell, T. D. Greenwood, *J. Med. Chem.*, 1990, **33**, 161; b) Y. Xia, Z. Y. Yang, M. J. Hour, S. C. Kuo, P. Xia, K. F. Bastow, Y. Nakanishi, P. Nampoothiri, T. Hackl, E. Hamel and K. H. Lee, *Biorg. Med. Chem. Lett.*, 2001, **11**, 1193; c) R. P. Maskey, M. Shaaban, I. Grun and H. Laatsch, *J. Nat. Prod.*, 2004, **67**, 1131; d) D. Wang, F. Gao, *Chem. Central J.*, 2013, **7**, 95 e) M. Rahman, A. K. Bagdi, S. Mishra and A. Hajra, *Chem. Commun.*, 2014, **50**, 2951.
- Gabriel, *Chem. Ber.*, 1903, **36**, 800.
- a) V. Chandregowda, A. K. Kush, G. C. Reddy, *Eur. J. Med. Chem.*, 2009, **44**, 3046; b) A. E. Wakeling, S. P. Guy, J. R. Woodburn, S. E. Ashton, B. J. Curry, A. J. Barker, K. H. Gibson, *Cancer. Res.*, 2002, **62**, 5749.

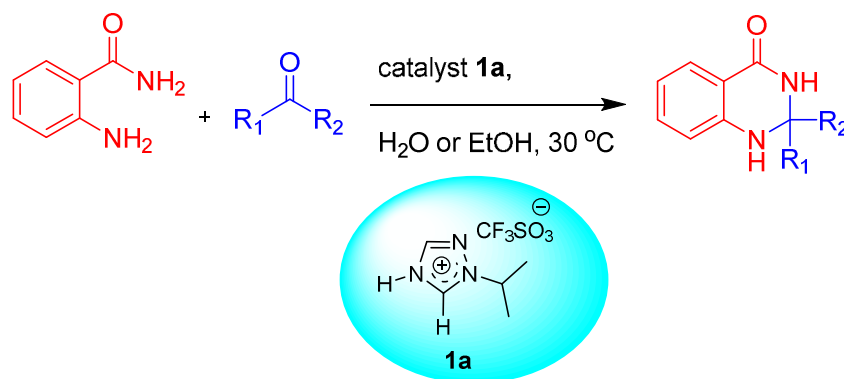
- 4 a) V. Alagarsamy, V. R. Solomon, K. Dhanabal, *Bioorg. Med. Chem.*, 2007, **15**, 235; b) A. Baba, N. Kawamura, H. Makino, Y. Ohta, S. Taketomi, T. Sohma, *J. Med. Chem.*, 1996, **39**, 5176.
- 5 a) R. Rohini, P. M. Reddy, K. Shanker, A. Hu, V. Ravinder, *Eur. J. Med. Chem.*, 2010, **45**, 1200; b) L. Antipenko, A. Karpenko, S. Kovalenko, A. Katsev, E. K. Porokhnyavets, V. Novikov, A. Chekotilo, *Chem. Pharm. Bull.*, 2009, **57**, 580; c) V. Jatav, S. Kashaw, P. Mishra, *Med. Chem. Res.*, 2008, **17**, 205.
- 6 H. Li, R. Huang, D. Qiu, Z. Yang, X. Liu, J. Ma, Z. Ma, *Prog. Nat. Sci.*, 1998, **8**, 359.
- 7 P. Nandy, T. M. Vishalakshi, A. R. Bhat, *Indian. J. Heterocycl. Chem.*, 2006, **15**, 293.
- 8 R. Lakhan, O. P. Singh, R. L. Singh, *J. Indian. Chem. Soc.*, 1987, **64**, 316.
- 9 H. J. Hess, T. H. Cronin, A. Scriabine *J. Med. Chem.*, 1968, **11**, 130.
- 10 M. S. Malamas, J. Millen *J. Med. Chem.*, 1991, **34**, 1492.
- 11 G.-P. Cai, X.-L. Xu, Z.-F. Li, P. Willam, P. Weber, J. Lu, *J. Heterocycl. Chem.*, 2002, **39**, 1271.
- 12 A. J. A. Watson, A. C. Maxwell, J. M. J. Williams, *Org. Biomol. Chem.* 2012, **10**, 240.
- 13 R. J. Abdel, W. Voelter, M. A. Saeed, *Tetrahedron. Lett.*, 2004, **45**, 3475.
- 14 C. L. Yoo, J. C. Fettingner, M. J. Kurth, *J. Org. Chem.*, 2005, **70**, 6941.
- 15 a) J. X. Chen, H. Y. Wu, W. K. Su, *Chin. Chem. Lett.*, 2007, **18**, 536; b) M. Prakesh, V. Kesavan, *Org. Lett.*, 2012, **7**, 1896.
- 16 J.-H. Tang, D.-X. Shi, L.-J. Zhang, Q. Zhang, J.-R. Li, *Synth. Commun.*, 2010, **40**, 632.
- 17 J. Zhou, J. Fang, *J. Org. Chem.*, 2011, **76**, 7730.
- 18 a) H. Li, L. He, H. Neumann, M. Beller, X.-F. Wu, *Green Chem.*, 2014, **16**, 1336; b) H. Hikawa, Y. Ino, H. Suzuki, Y. Yokoyama, *J. Org. Chem.*, 2012, **77**, 7046; c) X. Jiang, T. Tang, J.-M. Wang, Z. Chen, Y.-M. Zhu, S.-J. Ji, *J. Org. Chem.*, 2014, **79**, 5082.
- 19 a) D. Zhan, T. Li, H. Wei, W. Weng, K. Ghandi, Q. Zeng, *RSC Adv.*, 2013, **3**, 9325; b) S. Santra, A. K. Bagdi, A. Majee, A. Hajra, *RSC Adv.*, 2013, **3**, 24931.
- 20 H. R. Safaei, M. Shekouhy, S. Khademi, V. Rahmadian, M. Safaei, *J. Ind. Eng. Chem.*, 2014, **20**, 3019.
- 21 J. X. Chen, D. Z. Wu, F. He, M. C. Liu, H. Y. Wu, J. C. Ding, W. K. Su, *Tetrahedron Lett.*, 2008, **49**, 3814.
- 22 D. Shi, L. Rong, J. Wang, Q. Zhuang, X. Wang and H. Hu, *Tetrahedron Lett.*, 2003, **44**, 3199.
- 23 a) M. Dabiri, P. Salehi, S. Otokesh, M. Baghbanzadeh, G. Kozehgary, A. A. Mohammadi, *Tetrahedron Lett.*, 2005, **46**, 6123; b) H. R. Shaterian, A. R. Oveisi, M. Baghbanzadeh, *Synth. Commun.*, 2010, **40**, 1231.
- 24 M. Wang, J. J. Gao, Z. G. Song, L. Wang, *Chem. Heterocycl. Compd.* **2011**, **47**, 851.
- 25 a) J. Safari, S. G. Ravandi, *C. R. Chimie.*, 2013, **16**, 1158; b) A. G. Choghamarani, M. Norouzi, *J. Mol. Catal. A.*, 2014, **395**, 172; c) J. Safari, S. Gandomi- Ravandi, *J. Mol. Catal. A: Chem.*, 2013, **371**, 135; d) J. Safari, S. G. Ravandi, *RSC Adv.*, 2014, **4**, 11654; e) S. Santra, M. Rahman, A. Roy, A. Majee, A. Hajra, *Catal. Commun.*, 2014, **49**, 52; f) S. Tarannum, N. Ahmed, Z. N. Siddiqui, *Catal. Commun.*, 2015, **66**, 66; g) A. G. Choghamarani, G. Azadi, *RSC Adv.*, 2015, **5**, 9752.
- 26 L. H. Klemm, T. J. R. Weakley, R. D. Gilbertson, *J. Heterocycl. Chem.*, 1998, **35**, 1269.
- 27 M.-J. Hour, L.-J. Huang, S.-C. Kuo, Y. Xia, K. Bastow, Y. Nakanishi, E. Hamel, K.-H. Lee, M. J. Hour, L. J. Huang, *J. Med. Chem.*, 2000, **43**, 4479.
- 28 a) S. Rostamizadeh, A. M. Amani, R. Aryan, H. R. Ghaieni, N. Shadjou, *Synth. Commun.*, 2008, **38**, 3567; b) X. S. Wang, K. Yang, J. Zhou, S. J. Tu, *J. Comb. Chem.*, 2010, **12**, 417.
- 29 J.-P. Wan, S.-F. Gan, J.-M. Wu, Y. Pan, *Green. Chem.*, 2009, **11**, 1633.
- 30 A. Shaabani, A. Maleki, H. Mofakham, *Synth. Commun.*, 2008, **38**, 3751.
- 31 R. Z. Qiao, B. L. Xu, Y. H. Wang, *Chin. Chem. Lett.*, 2007, **18**, 656.
- 32 a) M. Dabiri, P. Salehi, M. Baghbanzadeh, M. A. Zolfigol, M. Agheb, S. Heydari, *Catal. Comm.*, 2008, **9**, 785; b) S. E. Lopez, M. E. Rosales, N. Urdaneta, M. V. Gody, J. E. Charris, *J. Chem. Res.*, 2000, **6**, 258; c) P. Salehi, M. Dabiri, M. A. Zolfigol, M. Baghbanzadeh, *Synlett*, 2005, **7**, 1155.
- 33 M. Sharma, S. Pandey, K. Chauhan, D. Sharma, B. Kumar, P. M. Chauhan *J. Org. Chem.*, 2012, **77**, 929.
- 34 Y.-X. Zong, Y. Zhao, W.-C. Luo, X. H. Yu, J.-K. Wang, Y. Pan, *Chin. Chem. Lett.*, 2010, **21**, 778.
- 35 P. V. Murthy, D. Rambabu, G. RamaKrishna, C. M. Reddy, K. R. Prasad, M. V. B. Rao, M. Pal, *Tetrahedron. Lett.*, 2012, **53**, 863.
- 36 P. Salehi, M. Dabiri, M. A. Zolfigol, M. Baghbanzadeh, *Synth. Commun.*, 2006, **36**, 2287.
- 37 a) J. Chen, W. Su, H. Wu, M. Liu, C. Jin, *Green. Chem.*, 2007, **9**, 972; b) M. Dabiri, P. Salehi, M. Baghbanzadeh, *Monatsh. Chem.*, 2007, **138**, 1191; c) B. N. Darvatkar, S. V. Bhilare, A. R. Deorukhkar, D. G. Raut, M. M. Salunkhe, *Green Chem. Lett. Rev.*, 2010, **4**, 301; d) X.-S. Wang, K. Yang, J. Zhou, S.-J. Tu, *J. Comb. Chem.*, 2010, **12**, 417; e) X.-S. Wang, K.-Y. Zhang, C.-S. Yao, *Synth. Commun.*, 2010, **40**, 2633; f) M. Ali, B. Fard, A. Mobinikhaledi, M. Hamidinasab, *Synth. React. Inorg. Metal-Organic Nano-metal Chemistry.*, 2014, **44**, 567; g) J. Chen, W. Su, H. Wu, M. Liu and C. Jin, *Green Chem.*, 2007, **9**, 972; h) J. Dupont, R. F. De Souza, P. A. Z. Suarez, *Chem. Rev.* 2002, **102**, 3667; i) M. G. Freire, A. F. M. Claudio, J. M. M. Araujo, J. A. P. Coutinho, I. M. Marrucho, J. N. C. Lopes, L. P. N. Rebelo, *Chem Soc. Rev.* 2012, **41**, 4966.
- 38 a) M. Rueping, A. P. Antonchick, E. Sugiono, K. Grenader, *Angew. Chem., Int. Ed.*, 2009, **48**, 908; b) D.-J. Cheng, Y. Tian, S.-K. Tian, *Adv. Synth. Catal.*, 2012, **354**, 995.
- 39 M. Desroses, M. Scobie and T. Helleday, *New J. Chem.*, 2013, **37**, 3595.
- 40 K. H. Narasimhamurthy, S. Chandrappa, K. S. Sharath Kumar, K. B. Harsha, H. Ananda, K. S. Rangappa, *RSC Adv.*, 2014, **4**, 34479.
- 41 a) K. Ramesh, K. Karnakar, G. Satish, B. S. P. Anil Kumar, Y. V. D. Nageswar, *Tetrahedron Lett.*, 2012, **53**, 6936; b) J. Wu, X. Du, J. Ma, Y. Zhang, Q. Shi, L. Luo, B. Song, S. Yang, D. Hu, *Green Chem.*, 2014, **16**, 3210.
- 42 P. Yerram, R. Chowrasia, S. Seeka, S. J. Tangenda, *Eur. J. Chem.*, 2013, **4**, 462.
- 43 X.-F. Wu, S. Oschatz, A. Block, A. Spannenberg, P. Langer, *Org. Biomol. Chem.*, 2014, **12**, 1865.
- 44 M. Rahman, I. Ling, N. Abdullah, R. Hashim, A. Hajra, *RSC Adv.* 2015, **5**, 7755.

- 45 a) K. Elango, R. Srirambalaji, G. Anantharaman, *Tetrahedron Lett.*, 2007, **48**, 9059; b) S. Nagarajan, K. Elango *Catal. Lett.*, 2014, **144**, 1507; c) S. Nagarajan, T. M. Shaikh, K. Elango *J. Chem. Sci.* (accepted 2015); d) large scale preparation of **1a**: for details, see Supporting Information.
- 46 a) T. L. Gilchrist, *Heterocyclic Chemistry*, 3rd Ed. Pearson, 2010, 241; b) B. H. Lipshutz, *Chem. Rev.*, 1986, **86**, 795.

Graphical abstract

Ionic liquid catalyzed reusable protocol for one-pot synthesis of 2,3-dihydroquinazolin-4(1*H*)-one under mild conditions

S. Nagarajan, Tanveer M. Shaikh, Elango Kandasamy*

*Department of Chemistry, Vel Tech. University,**Avadi, Chennai 600062, Tamilnadu, India*E-mail: elangoomc@gmail.com

This article described an efficient protocol for the syntheses of 2,3-dihydroquinazolinones. The synthetic utility of this methodology has been demonstrated with 30 different substrates. The reaction showed good functional group tolerance and high levels of catalytic activity.