



Cite this: DOI: 10.1039/c5ob01398d

## A lactate-derived chiral aldehyde for determining the enantiopurity of enantioenriched primary amines†

Samantha M. Gibson, Rachel M. Lanigan, Laure Benhamou, Abil E. Aliev and Tom D. Sheppard\*

Received 9th July 2015,  
Accepted 21st July 2015

DOI: 10.1039/c5ob01398d

www.rsc.org/obc

In this paper we describe the use of a chiral aldehyde derived from lactate esters for determining the enantiopurity of primary amines, *via* the formation of diastereomeric imines. The method was shown to be suitable for reproducibly determining the enantiopurity of a diverse set of chiral amines. Both enantiomers of the aldehyde can be prepared in two steps from commercially available materials.

### Introduction

During the course of many synthetic organic chemistry research projects, it is essential to be able to determine the enantiopurity of chiral intermediates or products in order to ascertain whether any racemisation has taken place. This is typically achieved either *via* chiral HPLC analysis (which generally requires a sample of the opposite enantiomer or of the racemic material), or *via* the formation of a derivative with a chiral reagent which enables the resulting diastereomeric species to be observed *via* standard spectroscopic techniques.<sup>1–6</sup> Ideally, the chiral derivatising reagent should be readily accessible in either enantiomeric form, and should undergo rapid and efficient reaction with the analyte in order to minimise errors which can occur due to the inherent diastereoselectivity of the reactions. For chiral alcohols, the formation of an ester using the chiral acid **1** (Fig. 1) originally developed by Mosher has become the standard method, enabling the determination of not only the enantiopurity, but also the absolute stereochemistry of the major isomer.<sup>1</sup> Acid **1** is available in both enantiomeric forms, and undergoes efficient reaction with secondary alcohols either *via* the corresponding acid chloride or *via* direct coupling reactions.

For chiral amines, however, derivatisation methods are somewhat more difficult. If amides are prepared using a chiral acid such as **1**, then the resulting compounds are frequently difficult to analyse *via* NMR due to the presence of rotational isomers caused by slow rotation around the C–N bond.<sup>1,2</sup> An

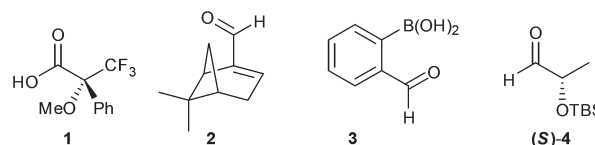


Fig. 1 Chiral derivatising agents.

alternative strategy is to use a chiral aldehyde to generate an imine.<sup>3–5</sup> This strategy is potentially useful as imine formation is often rapid. However, the aldehyde used must be fairly hindered in order to give the *E*-imine selectively as a single geometrical isomer, and it must also be stable towards racemisation under the conditions used for imine formation. There have been a few reports in this area, including the use of myrtenal **2**,<sup>2,3</sup> as well as *o*-formylbenzene boronic acid **3** in combination with enantiomerically enriched BINOL.<sup>4</sup> Myrtenal **2**, has not been widely employed, with the original reports simply demonstrating that the diastereomeric imines derived from racemic amines could easily be distinguished by NMR. This is, however, very different from the measurement of the enantiopurity of an amine derived from a chemical reaction in which small quantities of the minor diastereoisomer must typically be quantified as accurately as possible. The enantiomer of **2** is also not readily available. Aldehyde **3**, in combination with chiral *bis*-phenols, has been used to measure the enantiopurity of a range of amines synthesised by various methods.<sup>5</sup> In our hands it has proved suitable for the measurement of the enantiopurity of simple branched amines (*e.g.*  $\alpha$ -alkylbenzylamines), but we were not able to apply it to determine the enantiopurity of a series of  $\alpha$ -aminoamides prepared in our amidation chemistry.<sup>7</sup>

In this paper, we describe the use of chiral aldehyde **4** as a new method for the determination of the enantiopurity of

Department of Chemistry, University College London, 20 Gordon St, London, WC1H 0AJ, UK. E-mail: tom.sheppard@ucl.ac.uk; Tel: +44 (0)2076 792467

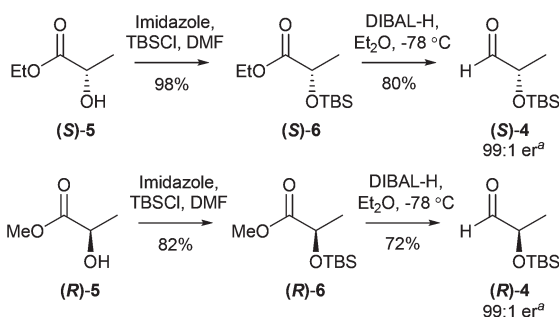
†Electronic supplementary information (ESI) available: Experimental procedures, spectroscopic data and <sup>1</sup>H and <sup>13</sup>C NMR spectra. See DOI: 10.1039/c5ob01398d

chiral amines. We demonstrate its application to a diverse set of commercially available chiral amines including samples covering a wide range of enantiopurities as well as samples of  $\alpha$ -aminoamides obtained directly from amidation reactions.

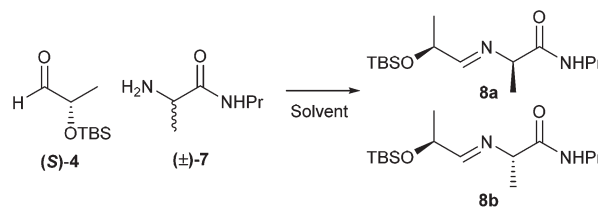
## Results and discussion

During the course of our work on borate-mediated amidation reactions,<sup>7</sup> we frequently needed to determine the enantiopurity of  $\alpha$ -aminoamides in order to determine whether racemisation had taken place during the coupling reactions. In many cases, the enantiopurity could be determined *via* chiral HPLC analysis of the Boc derivative. However, in several cases, it was not possible to separate the enantiomers using column systems available in our laboratory. The requirement to prepare an authentic sample of the opposite enantiomer (or the racemate) also makes this approach extremely tedious when many samples need to be analysed. We therefore decided to explore the use of chiral aldehydes to see whether it would be possible to determine the enantiomeric purity of the corresponding free amine through imine formation and subsequent NMR analysis. Unfortunately, none of the reported amine derivatisation methods proved suitable for our needs,<sup>3,4</sup> with very slow imine formation reactions that did not readily go to completion, sometimes giving complex mixtures by NMR that were difficult to analyse accurately. We therefore elected to investigate an alternative chiral aldehyde for this purpose. Both enantiomers of aldehyde **4** can be prepared in two steps from commercially available lactate esters (Scheme 1) and have been widely used as chiral pool building blocks for a range of synthetic applications.<sup>8</sup> Importantly, no detectable racemisation occurs during the synthesis of **4**,<sup>†</sup> and it does not racemise readily on storage for up to one month,<sup>†</sup> despite the presence of an  $\alpha$  proton.

To determine the suitability of **4** for the derivatisation of chiral amines we examined the imine formation reaction between racemic amino amide **7** and (*S*)-**4** in a range of deuterated NMR solvents (Scheme 2 and Table 1). Pleasingly, the corresponding diastereomeric mixture of imines **8a/8b** was formed rapidly at room temperature in a variety of different solvents.



**Scheme 1** Synthesis of both enantiomers of aldehyde **4**. <sup>a</sup>The enantiopurity was determined by imine formation with L-phenylalanine methyl ester.<sup>†</sup>



**Scheme 2** Imine formation with aldehyde **4** in a range of NMR solvents.

**Table 1** Separation of imine <sup>13</sup>C signals in diastereoisomers **8a/8b**

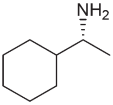
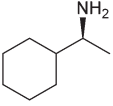
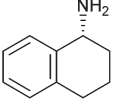
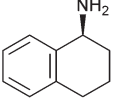
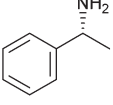
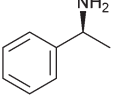
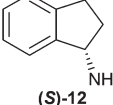
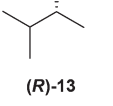
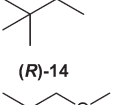
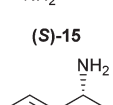
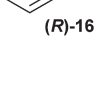
Solvent	Peak separation (ppm)
CDCl <sub>3</sub>	0.11
DMSO- <i>d</i> <sub>6</sub>	0.09
MeOH- <i>d</i> <sub>4</sub>	0.21
C <sub>6</sub> D <sub>6</sub>	0.13

Unfortunately, the <sup>1</sup>H NMR did not offer sufficient resolution between the two diastereoisomers to enable accurate quantification. However, the <sup>13</sup>C NMR clearly showed two separate peaks for the imine carbons around 170 ppm which were readily resolved in all of the solvents used (Table 1). Fortunately, using modern NMR machines it is relatively straightforward to obtain accurate quantification from <sup>13</sup>C NMR, provided the carbon signals under scrutiny have similar relaxation times. Typically, a 15-minute <sup>13</sup>C NMR experiment was sufficient to obtain spectra with a strong enough signal to noise ratio, enabling efficient analysis of multiple samples in a short period of time.

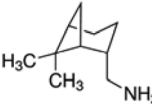
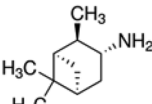
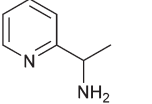
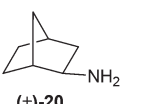
With samples of both enantiomers of aldehyde **4** in hand, we explored the derivatisation of a selection of commercially available chiral amines **9–20** (Table 2). In the majority of cases, excellent resolution of the diastereomers was observed, enabling the enantiopurity<sup>9</sup> of the chiral amines to be determined. There was good agreement between the measurements obtained with the two enantiomeric aldehydes, and the two values were averaged to give a more accurate measurement. The method could be used to derivatise a selection of benzylamines (**10–12**, **16**, **19**) as well as amines containing only aliphatic substituents at the adjacent carbon atom (**9**, **13–15**). Bicyclic amines such as **17**, **18** and **20** could also be analysed, although in the latter case the two imine carbon signals were very close together so the ratio of the two diastereoisomers could only be quantified by peak height and not by integration.

A key test of any enantiomeric determination method is the ability to accurately and reproducibly measure the enantiomeric purity of a set of unknown samples. To this end, we challenged the method with a set of 'blind' tests (Table 3). Three 'unknown' scalemic samples of chiral amine were prepared by each of three researchers by weighing out appropriate quantities of commercially available amines **9–11**. The three samples were then analysed 'blind' by the other two researchers using both enantiomers of aldehyde **4**. The measured *er* in each case was calculated by taking the average of the values

**Table 2** Determination of the enantiomeric purity of commercial chiral amines **9–20** using aldehyde **4**

Amine	$\Delta(\delta_C)/\text{ppm}$ (solvent)	Enantiomeric ratio <sup>9</sup>		
		(S)- <b>4</b>	(R)- <b>4</b>	Average
 (R)- <b>9</b>	0.070 ( <i>d</i> <sub>4</sub> -MeOH)	98 : 2	99 : 1	98.5 : 1.5
 (S)- <b>9</b>		98 : 2	99 : 1	98.5 : 1.5
 (R)- <b>10</b>	0.093 ( <i>d</i> <sub>4</sub> -MeOH)	98 : 2	99 : 1	98.5 : 1.5
 (S)- <b>10</b>		98 : 2	99 : 1	98.5 : 1.5
 (R)- <b>11</b>	0.139 ( <i>d</i> <sub>4</sub> -MeOH)	97 : 3	98 : 2	97.5 : 2.5
 (S)- <b>11</b>		98 : 2	99 : 1	98.5 : 1.5
 (S)- <b>12</b>	0.163 ( <i>d</i> <sub>4</sub> -MeOH)	99 : 1	98 : 2	98.5 : 1.5
 (R)- <b>13</b>	0.264 (CDCl <sub>3</sub> )	99 : 1	98 : 2	98.5 : 1.5
 (R)- <b>14</b>	0.792 (CDCl <sub>3</sub> )	99 : 1	99 : 1	99 : 1
 (S)- <b>15</b>	0.164 ( <i>d</i> <sub>4</sub> -MeOH)	99 : 1	99 : 1	99 : 1
 (R)- <b>16</b>	0.186 ( <i>d</i> <sub>4</sub> -MeOH)	98 : 2	98 : 2	98 : 2

**Table 2** (Contd.)

Amine	$\Delta(\delta_C)/\text{ppm}$ (solvent)	Enantiomeric ratio <sup>9</sup>		
		(S)- <b>4</b>	(R)- <b>4</b>	Average
 (±)- <b>17</b>	0.116 ( <i>d</i> <sub>4</sub> -MeOH)	97 : 3	96 : 4	96.5 : 3.5
 <b>18</b>	0.173 (CDCl <sub>3</sub> )	95 : 5	96 : 4	95.5 : 4.5
 (±)- <b>19</b>	0.200 ( <i>d</i> <sub>4</sub> -MeOH)	51 : 49	50 : 50	50.5 : 49.5
 (±)- <b>20</b>	0.036 (C <sub>6</sub> D <sub>6</sub> )	50 : 50	50 : 50	50 : 50 <sup>a</sup>

<sup>a</sup>The ratio of imines was determined using peak height rather than integration.

**Table 3** Preparation and analysis of amine samples of 'unknown' enantiopurity using amines **9–11**

Entry	Amine	Prepared by	Actual er <sup>a</sup> (R : S)	Measured er <sup>b</sup> (R : S)
1	<b>11</b>	RML	69 : 31	70 : 30 (LB) 69 : 31 (SMG)
2	<b>10</b>	RML	34 : 66	34 : 66 (LB) 35 : 65 (SMG)
3	<b>9</b>	RML	77 : 23	77 : 23 (LB) 78 : 22 (SMG)
4	<b>11</b>	LB	6 : 94	8 : 92 (RML) 9 : 91 (SMG)
5	<b>10</b>	LB	86 : 14	87 : 13 (RML) 85 : 15 (SMG)
6	<b>9</b>	LB	24 : 76	25 : 75 (RML) 25 : 75 (SMG)
7	<b>11</b>	SMG	89 : 11	88 : 12 (RML) 87 : 13 (LB)
8	<b>10</b>	SMG	53 : 47	53 : 47 (RML) 53 : 47 (LB)
9	<b>9</b>	SMG	16 : 84	17 : 83 (RML) 18 : 82 (LB)

<sup>a</sup> Calculated using weights of amines used and the measured er values for amines **9–11** from Table 2. <sup>b</sup> Average of values obtained with (S)-**4** and (R)-**4**, see supporting information for original data and the corresponding NMR spectra.

obtained with (S)-**4** and (R)-**4**. As can be seen from the results, extremely consistent measurements were obtained by the three researchers, and in all cases these were in very close agreement with the actual enantiopurity of the sample based on the original weighings. There is a small divergence in the measured



purity of chiral primary amines by NMR spectroscopy. Both enantiomers can be prepared on multigram scale in two steps from commercially available lactate esters, and they react rapidly with primary amines in a range of NMR solvents to enable straightforward analysis of the diastereomeric imines generated.

## Acknowledgements

We would like to acknowledge the Department of Chemistry at University College London (studentship funding for RML and SMG) and the Engineering and Physical Sciences Research Council (postdoctoral funding for LB, grant reference EP/K001183/1) for financial support.

## Notes and references

- 1 J. A. Dale, D. A. Dull and H. S. Mosher, *J. Org. Chem.*, 1969, **34**, 2543; J. A. Dale and H. S. Mosher, *J. Am. Chem. Soc.*, 1973, **95**, 512; G. R. Sullivan, J. A. Dale and H. S. Mosher, *J. Org. Chem.*, 1973, **38**, 2143.
- 2 B. M. Trost, R. C. Bunt and S. R. Pulley, *J. Org. Chem.*, 1994, **59**, 4202.
- 3 F. Dufrasne, M. Gelbcke and J. Nève, *Spectrochim. Acta, Part A*, 2003, **59**, 1239; F. Dufrasne, M. Gelbcke and M. Galanski, *Spectrochim. Acta, Part A*, 2006, **65**, 869.
- 4 Y. Pérez-Fuertes, A. M. Kelly, A. L. Johnson, S. Arimori, S. D. Bull and T. D. James, *Org. Lett.*, 2006, **8**, 609; Y. Pérez-Fuertes, A. M. Kelly, J. S. Fossey, M. E. Powell, S. D. Bull and T. D. James, *Nat. Protoc.*, 2008, **3**, 210.
- 5 E. G. Shcherbakova, T. Minami, V. Brega, T. D. James and P. Anzenbacher Jr., *Angew. Chem., Int. Ed.*, 2015, **54**, 7130;
- 6 Y. Pérez-Fuertes, J. E. Taylor, D. A. Tickell, M. F. Mahon, S. D. Bull and T. D. James, *J. Org. Chem.*, 2011, **76**, 6038; C. Shi, T. W. Geders, S. Woong Park, D. J. Wilson, H. I. Boshoff, O. Abayomi, C. E. Barry, D. Schnappinger, B. C. Finzel and C. C. Aldrich, *J. Am. Chem. Soc.*, 2011, **133**, 18194; M. E. Powell, A. M. Kelly, S. D. Bull and T. D. James, *Tetrahedron Lett.*, 2009, **50**, 876; A. M. Kelly, S. D. Bull and T. D. James, *Tetrahedron: Asymmetry*, 2008, **19**, 489; P. J. M. Taylor and S. D. Bull, *Tetrahedron: Asymmetry*, 2006, **17**, 1170.
- 7 For a reagent developed for determination of the enantiopurity of  $\alpha$ -amino acids, see: P. Marfey, *Carlsberg Res. Commun.*, 1984, **49**, 591; R. Bhushan and H. Brückner, *Amino Acids*, 2004, **27**, 231; M. Calmes, J. Daunis, A. Hanouneh and R. Jacquier, *Tetrahedron: Asymmetry*, 1993, **4**, 2437.
- 8 P. Starkov and T. D. Sheppard, *Org. Biomol. Chem.*, 2011, **9**, 1320; R. M. Lanigan, P. Starkov and T. D. Sheppard, *J. Org. Chem.*, 2013, **78**, 4512.
- 9 Y. Ito, Y. Kobayashi, T. Kawabata, M. Takase and S. Terashima, *Tetrahedron*, 1989, **45**, 5767; W. R. Li, W. R. Ewing, B. D. Harris and M. M. Joullié, *J. Am. Chem. Soc.*, 1990, **112**, 7659; J. A. Marshall and S. Xie, *J. Org. Chem.*, 1995, **60**, 7230; D. J. Dixon, S. V. Ley, A. Polara and T. Sheppard, *Org. Lett.*, 2001, **3**, 3749; S. V. Ley, D. J. Dixon, R. T. Guy, M. A. Palomero, A. Polara, F. Rodríguez and T. D. Sheppard, *Org. Biomol. Chem.*, 2004, **2**, 3618.
- 10 The enantiomeric purity of the amines is stated as the 'enantiomeric ratio' rather than the 'enantiomeric excess' throughout this article as this term is directly related to the measurements taken. For an eloquent justification for why the use of 'enantiomeric excess' as a measurement of enantiopurity is inappropriate, see: R. Gawley, *J. Org. Chem.*, 2006, **71**, 2411.