

# Metallocene-Catalyzed Polymerization of Methacrylates to Highly Syndiotactic Polymers at High Temperatures

Yalan Ning and Eugene Y.-X. Chen\*

Department of Chemistry, Colorado State University, Fort Collins, Colorado 80523-1872

Received December 4, 2007; E-mail: eychen@lamar.colostate.edu

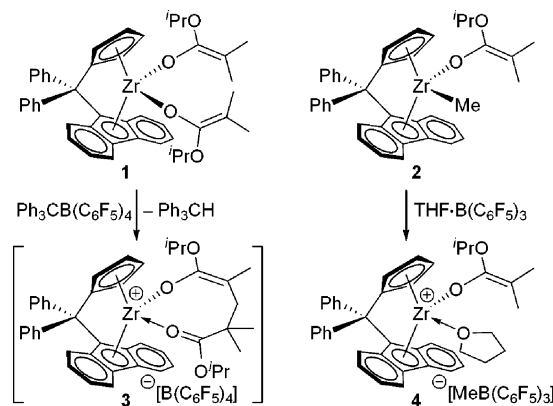
Technologically important, readily accessible, and remarkably tunable chiral metallocene catalysts, especially those of cationic group 4 complexes,<sup>1</sup> have been widely employed to precisely control the stereomicrostructure (tacticity) of polyolefins through their catalyzed homogeneous, single-site, stereospecific polymerization of *nonpolar*  $\alpha$ -olefins.<sup>2</sup> In comparison, the polymerization of *polar* functionalized alkenes with such highly electron-deficient group 4 metallocene and related complexes has been investigated to a much less extent.<sup>3</sup> Nonetheless, there is increasing interest in the latter area,<sup>4</sup> already achieving the synthesis of highly isotactic poly(methacrylate)s ( $\geq 95\%$  *mm*)<sup>5</sup> and poly(acrylamide)s ( $> 99\%$  *mm*)<sup>6</sup> using chiral  $C_2$ -ligated zirconocenium complexes at ambient temperature. This initial success seemed to indicate that the catalyst symmetry–polymer stereomicrostructure relationship already established for the polymerization of nonpolar  $\alpha$ -olefins may be readily applied to the polymerization of polar functionalized alkenes, despite their differences in the chain-growth mechanism (i.e., migratory insertion<sup>2</sup> vs conjugate addition<sup>3</sup>). To further test this hypothesis, over the past decade, at least five research groups<sup>7</sup> have attempted the synthesis of syndiotactic poly(methyl methacrylate), PMMA, using a  $C_s$ -ligated cationic zirconocene methyl complex,  $[\text{Me}_2\text{C}(\text{Cp})(\text{Flu})\text{ZrMe}]^+$  ( $\text{Cp} = \eta^5$ -cyclopentadienyl;  $\text{Flu} = \eta^5$ -fluorenyl)—which is known for its ability to catalyze syndiospecific polymerization of propylene<sup>8</sup>—but none observed any activity for polymerization of methyl methacrylate (MMA). Although we<sup>9</sup> recently solved this inactivity issue using an ester enolate derivative,  $\{\text{Me}_2\text{C}(\text{Cp})(\text{Flu})\text{Zr}(\text{THF})[\text{OC}(\text{O}^i\text{Pr})=\text{CMe}_2]\}^+$ , the resulting PMMA is essentially a syndio-biased atactic polymer (64% *rr*, 32% *mr*, 4.0% *mm*) via a chain-end control mechanism. Another  $C_s$ -ligated zirconium ester enolate complex  $\text{CGCZr}(\text{L})[\text{OC}(\text{O}^i\text{Bu})=\text{CMe}_2]^+$  [ $\text{L}$  = neutral donor ligand,  $\text{CGC} = \text{Me}_2\text{Si}(\eta^5\text{-Me}_4\text{C}_5)(^i\text{BuN})$ ] affords highly isotactic PMMA via a site-control mechanism at low temperatures,<sup>10</sup> whereas the isostructural titanium CGC complex produces syndiotactic PMMA (up to 82% *rr*) by a chain-end control mechanism.<sup>11</sup> Isoelectronic neutral lanthanocenes supported by  $C_s$ -symmetric,  $\text{Me}_2\text{C}<$  and  $\text{Ph}_2\text{C}<$  bridged ( $\text{Cp})(\text{Flu})$  ligands also produce syndio-rich atactic (*rr*  $\sim 60\%$ ) PMMA.<sup>12</sup> In short, there exhibited no strict analogy between olefin insertion and MMA addition polymerizations catalyzed by  $C_s$ -ligated complexes because of their significant differences revealed in stereoselection<sup>4d</sup> and fundamental chain-growth events<sup>10,11b</sup> between those two processes, and the synthesis of highly syndiotactic PMMA by a site-control mechanism remained a challenge.

Intense research efforts have been directed at development of a polymerization system that can lead to the efficient production of highly syndiotactic PMMA, due to the fact that the glass transition temperature ( $T_g$ )—an important materials property parameter—of PMMA rises as an increase in the polymer syndiotacticity. It has been shown that PMMA exhibits a wide range of the  $T_g$  values as a function of its stereomicrostructure: ca. 55,<sup>13</sup> 87,<sup>13</sup> 110,<sup>13</sup> 130,<sup>11b</sup> and 140 °C<sup>7a</sup> for highly isotactic (96% *mm*), isotactic-*b*-syndiotactic

**Table 1.** Polymerization Systems Producing Highly Syndiotactic PMMA

catalyst or initiator	$T_p$ (°C)	<i>rr</i> (%)	$T_g$ (°C)	ref no.
<i>m</i> -(CH <sub>2</sub> =CH)C <sub>6</sub> H <sub>4</sub> CH <sub>2</sub> MgCl/THF	−98	94		14
[Cp* <sub>2</sub> SmH] <sub>2</sub>	−95	95		15
<sup>t</sup> BuLi/3Al( <sup>n</sup> Oct) <sub>3</sub>	−93	96		16
Ph <sub>3</sub> P/AlEt <sub>3</sub>	−93	95	135	17
Me <sub>2</sub> C=C(OMe)OLi/2Al(C <sub>6</sub> F <sub>5</sub> ) <sub>3</sub>	−78	94	138	7a
Cp* <sub>2</sub> YbAlH <sub>3</sub> ·NEt <sub>3</sub>	−40	93		18
[HC(C(Me)=N-2,6- <sup>i</sup> Pr <sub>2</sub> C <sub>6</sub> H <sub>3</sub> ) <sub>2</sub> Mg( $\mu$ -OC(=CH <sub>2</sub> )-2,4,6-Me <sub>3</sub> C <sub>6</sub> H <sub>2</sub> ) <sub>2</sub> ]	−30	92	135	19
1/Ph <sub>3</sub> CB(C <sub>6</sub> F <sub>5</sub> ) <sub>4</sub> (i.e., 3)	25	94	139	this work
2/THF·B(C <sub>6</sub> F <sub>5</sub> ) <sub>3</sub> (i.e., 4)	25	95	139	this work
1/Ph <sub>3</sub> CB(C <sub>6</sub> F <sub>5</sub> ) <sub>4</sub> (i.e., 3)	50	93	136	this work

**Scheme 1**



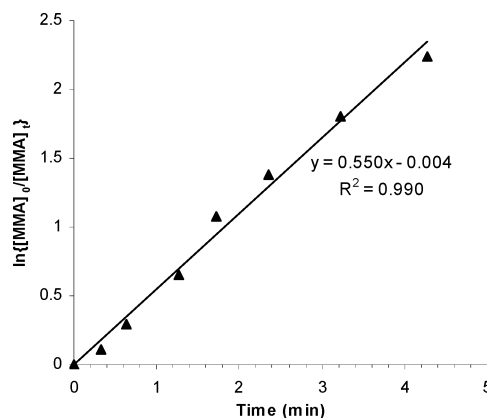
(46% *mm*, 46% *rr*), syndio-biased atactic (60% *rr*), syndiotactic (81% *rr*), and highly syndiotactic (95% *rr*) PMMA, respectively. Several initiator systems have been developed to produce highly syndiotactic PMMA, but all require low to extremely low polymerization temperatures ( $T_p$ ; Table 1). The syndiospecificity of such non-site-control systems typically erodes to a moderate to low level of *rr*  $\leq 80\%$  when  $T_p$  reaches 25 °C. Our work communicated herein describes a highly active polymerization system based on  $C_s$ -ligated *ansa*-zirconocene bis(ester enolate) 1 and mono(ester enolate) 2—which, upon activation with appropriate activators, generate the corresponding chiral cationic catalysts 3 and 4 (Scheme 1)—that produces highly syndiotactic PMMA at ambient or higher temperatures (Table 1).

Zirconocene bis(ester enolate) 1 was conveniently synthesized by the reaction of the corresponding dichloride precursor<sup>20</sup> with Me<sub>2</sub>C=C(O<sup>i</sup>Pr)OLi in 92% yield.<sup>21</sup> The synthesis of mono(ester enolate) 2 involved three steps: methylation of the dichloride precursor with MeMgBr to yield the dimethyl derivative (96% yield), treatment of the dimethyl with Me<sub>3</sub>SiOTf to give the methyl triflate complex ( $> 99\%$  yield), and reaction of the triflate with Me<sub>2</sub>C=C(O<sup>i</sup>Pr)OLi to afford 2 in 75% yield.<sup>21</sup> Activation of the

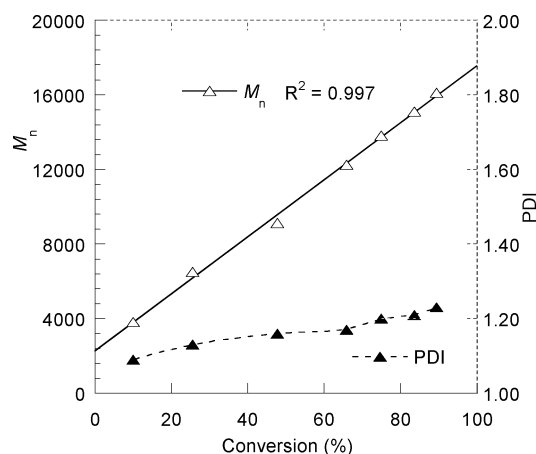
methyl ester enolate complex **2** with  $\text{THF}\cdot\text{B}(\text{C}_6\text{F}_5)_3$  in  $\text{CH}_2\text{Cl}_2$  at room temperature generated cleanly the corresponding chiral cationic species **4**; the same activation approach has been well-established for  $\text{C}_2$ - and  $\text{C}_5$ -ligated zirconocene methyl ester enolate complexes.<sup>5a,b,9</sup> For the activation of the bis(ester enolate) complex **1**, we employed a unique activation process that we recently developed for oxidative activation of the silyl ketene acetal initiator  $\text{Me}_2\text{C}=\text{C}(\text{OMe})\text{OSiMe}_3$  with a catalytic amount of  $\text{Ph}_3\text{CB}(\text{C}_6\text{F}_5)_4$  to a highly active propagating species structure containing both nucleophilic  $[\text{R}(\text{Me})\text{C}=\text{C}(\text{OMe})\text{OSiMe}_3]$  and electrophilic  $(\text{Me}_3\text{-Si}^+)$  catalyst sites.<sup>22</sup> Accordingly, we reasoned that the reaction of **1** with 1 equiv of  $\text{Ph}_3\text{CB}(\text{C}_6\text{F}_5)_4$  should occur in the similar fashion:  $\text{H}^-$  abstraction from the methyl group within the enolate  $[\text{OC}(\text{O}^i\text{Pr})=\text{CMe}_2]$  moiety<sup>23</sup> by  $\text{Ph}_3\text{C}^+$  forms  $\text{Ph}_3\text{CH}$  and the resulting isopropyl methacrylate coordinated to Zr, and subsequent nucleophilic addition of another enolate ligand to this activated methacrylate monomer gives the cationic eight-membered ring chelate **3** (a catalyst resting state).<sup>24</sup> Indeed, the formation of  $\text{Ph}_3\text{-CH}$  was observed at temperature as low as  $-60^\circ\text{C}$  (5.55 ppm,  $\text{CH}$ ,  $\text{CD}_2\text{Cl}_2$ ); however, unlike **4**, complex **3** is unstable in the absence of monomer.

Significantly, the activated species promote rapid and controlled MMA polymerizations with high syndiospecificity at ambient temperature (ca.  $25^\circ\text{C}$ ). The polymerization by the bis(ester enolate) **1** was carried out in a in-reactor activation mode, that is, addition of a premixed solution of 100 equiv of MMA with 1 equiv of  $\text{Ph}_3\text{-CB}(\text{C}_6\text{F}_5)_4$  to a  $\text{CH}_2\text{Cl}_2$  solution of **1**. A 92% monomer conversion ( $\rho$ ) was reached within 14 min of the reaction, and a linear increase of  $M_n$  (number-average molecular weight) versus  $\rho$  was observed with PDI (polydispersity index) ranging from 1.10 at low  $\rho$  ( $M_n = 4.51 \times 10^3$ ) to 1.37 at high  $\rho$  ( $M_n = 2.09 \times 10^4$ ).<sup>21</sup> Most remarkably, the resulting polymer shows  $rr = 94.4\%$  and  $T_g = 139^\circ\text{C}$ ! The triad-level stereomicrostructure of the PMMA ( $mr = 4.0\%$ ,  $mm = 1.6\%$ ) is more characteristic of site control than chain-end control, but the test result of  $2[\text{mm}]/[\text{mr}] = 0.8$  somewhat deviates from unity, which may suggest that it does not conform to a pure site-control mechanism. Furthermore, this high level of syndiotacticity is not markedly altered by changing the  $[\text{MMA}]/[\text{I}]$  ratio (400,  $rr = 93.5\%$ ; 800,  $rr = 93.2\%$ ), solvent (400 MMA, toluene,  $rr = 93.7\%$ ), temperature (400 MMA,  $T_p = 50^\circ\text{C}$  in toluene,  $rr = 92.8\%$ ,  $T_g = 136^\circ\text{C}$ ; 400 MMA,  $T_p = 0^\circ\text{C}$  in  $\text{CH}_2\text{Cl}_2$ ,  $rr = 96.0\%$ ,  $T_g = 140^\circ\text{C}$ ), and addition sequence (preactivation mode, i.e., premixing **1** with  $\text{Ph}_3\text{CB}(\text{C}_6\text{F}_5)_4$  for 10 min before addition of 400 MMA,  $rr = 94.5\%$ ,  $mr = 3.7\%$ ,  $mm = 1.8\%$ ,  $T_g = 139^\circ\text{C}$ ). However, the use of the borane  $\text{B}(\text{C}_6\text{F}_5)_3$  as activator for bis(ester enolate) **1** resulted in the formation of PMMA with substantially lower syndiotacticity ( $rr = 76.4\%$ ,  $mr = 20.6\%$ ,  $mm = 3.0\%$ ); this observation is attributable to a combination of a different activation pathway involving  $\text{B}(\text{C}_6\text{F}_5)_3$  (which undergoes electrophilic addition to the ester enolate  $\alpha$ -carbon forming an adduct analogous to the structure previously characterized for the  $\text{C}_2$ -symmetric metallocene derivative<sup>24</sup>) with a competing bimetallic pathway as a result of the slow and reversible activation process using  $\text{B}(\text{C}_6\text{F}_5)_3$  (i.e., coexistence of both neutral and cationic species under this activation condition).

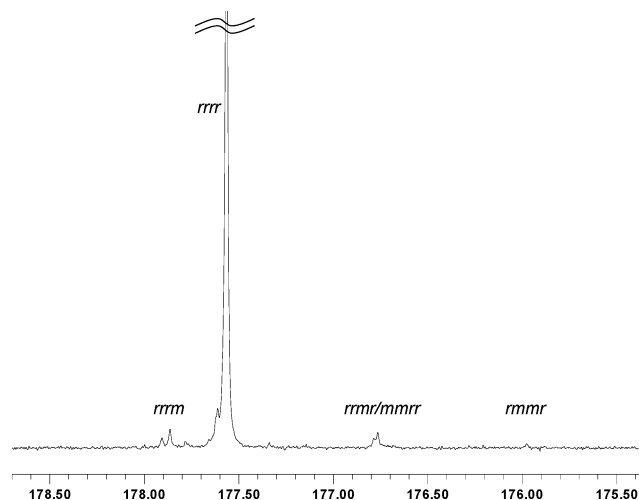
The mono(ester enolate) **2** is instantaneously activated using  $\text{THF}\cdot\text{B}(\text{C}_6\text{F}_5)_3$  (in situ mixing or isolation of **4**),  $\text{B}(\text{C}_6\text{F}_5)_3$  (in-reactor activation), or  $\text{Ph}_3\text{CB}(\text{C}_6\text{F}_5)_4$ , all leading to highly active (a 95% monomer conversion is typically achieved in 7 min) and highly syndiospecific (94%  $rr$ ) polymerization of MMA at ambient temperature. Kinetic profiling of the MMA polymerization in a  $[\text{MMA}]/[\text{2}]$  ratio of 100 at  $25^\circ\text{C}$  in  $\text{CH}_2\text{Cl}_2$  gives a first-order rate dependence in  $[\text{MMA}]$  (Figure 1) and a linear increase of  $M_n$  versus



**Figure 1.** First-order kinetic plot of  $\ln\{[\text{MMA}]_0/[\text{MMA}]_t\}$  versus time for the MMA polymerization in  $\text{CH}_2\text{Cl}_2$  at  $25^\circ\text{C}$ :  $[\text{MMA}]_0 = 0.468\text{ M}$ ,  $[\text{2}]_0 = [\text{B}(\text{C}_6\text{F}_5)_3]_0 = 4.68\text{ mM}$ .



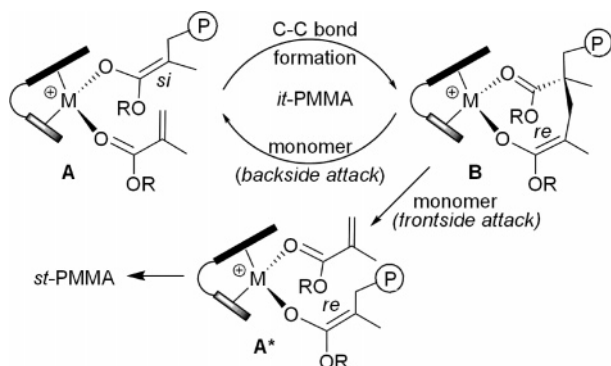
**Figure 2.** Plots of  $M_n$  and PDI of PMMA versus MMA conversion in  $\text{CH}_2\text{Cl}_2$  at  $25^\circ\text{C}$ :  $[\text{MMA}]_0 = 0.468\text{ M}$ ,  $[\text{2}]_0 = [\text{B}(\text{C}_6\text{F}_5)_3]_0 = 4.68\text{ mM}$ .



**Figure 3.**  $^{13}\text{C}$  NMR (125 MHz) spectrum showing the  $\text{C}=\text{O}$  pentad region of the PMMA produced by **4** in  $\text{CH}_2\text{Cl}_2$  at  $25^\circ\text{C}$ :  $rrrr = 93.1\%$ .

$\rho$  with a nonzero intercept and small PDI values in the range of 1.09–1.23 (Figure 2). The PMMA produced by **4** derived from **2** +  $\text{THF}\cdot\text{B}(\text{C}_6\text{F}_5)_3$  + 400 MMA exhibits  $rr = 94.9\%$  ( $^1\text{H}$  NMR, 500 MHz),  $rrrr = 93.1\%$  ( $^{13}\text{C}$  NMR, 125 MHz, Figure 3), and  $T_g = 139^\circ\text{C}$ . Polymerization of 200 equiv of *n*-butyl methacrylate by this system also affords highly syndiotactic poly(*n*-butyl methacrylate):  $\rho = 90\%$  (1 h),  $M_n = 3.47 \times 10^4$ , PDI = 1.30,  $rr = 94.1\%$ ,  $mr = 3.9\%$ ,  $mm = 2.0\%$ .

Scheme 2



$C_5$ -Ligated catalyst structure **A** (Scheme 2) is chiral at metal and exhibits two enantiotopic lateral coordination sites. Isotactic PMMA is formed by a site-control mechanism when the reaction follows a  $A \rightarrow B \rightarrow A$  cycle in which stereoselective C-C bond formation occurs predominantly through the same preserved structure **A**, and the lateral coordination site for MMA is also the same due to monomer *backside* attack (relative to the coordinated ester leaving group) following each bond formation step.<sup>10</sup> On the other hand, syndiotactic PMMA is formed by a site-control mechanism if both lateral sites are alternately utilized for stereoselective monomer enchainment via a  $A \rightarrow B \rightarrow A^*$  cycle (\* denotes an enantiomer) requiring *frontside* attack of the incoming monomer at the resting cyclic intermediate **B** following each C-C bond formation step. For both site-control cases, the rate of MMA-assisted site epimerization must be slow relative to Michael addition. No site epimerization was observed for **3** and **4** in  $CD_2Cl_2$  or in the presence of 10 or 20 equiv of THF. Consistently, addition of 10 or 20 equiv of THF decreased the syndiotacticity of the PMMA produced by **3** or **4** in  $CH_2Cl_2$  by only  $\sim 1.0\%$ , suggesting little to no site epimerization during polymerization by displacement of the coordinated chain end from the metal prior to monomer coordination. Hence, the observed differences in reactivity and stereoselectivity between the  $Me_2C<$  and  $Ph_2C<$  bridged Zr systems may be explained by their different Thorpe–Ingold effect<sup>25</sup> in terms of relative rates of ring closing (Michael addition step) and ring opening as compared to the rate of MMA-assisted site epimerization. In the event of fast site epimerization relative to propagation, syndiotactic PMMA would not be formed by a site-control mechanism using  $C_5$ -ligated catalysts.

In summary, we have developed a highly active catalyst system based on the  $C_5$ -ligated *ansa*-zirconocene bis- and mono(ester enolate) complexes **1** and **2**, leading to the production of highly syndiotactic poly(methacrylate)s at industrially convenient temperatures, thus accomplishing a long-standing scientific goal of the field. However, a fundamental understanding of the unique features that the current system possesses and further development of possibly even better systems based on this understanding require much further work, which will be a focus of our ongoing studies.

**Acknowledgment.** This work was supported by the National Science Foundation (NSF-0718061). We thank Boulder Scientific Co. for the research gifts of  $Ph_2C(Cp)(Flu)ZrCl_2$ ,  $Ph_3CB(C_6F_5)_4$ , and  $B(C_6F_5)_3$ , Prof. Luigi Cavallo for discussions, as well as the reviewers for the valuable comments.

**Supporting Information Available:** Experimental details. This material is available free of charge via the Internet at <http://pubs.acs.org>.

## References

- (1) Selected reviews: (a) Bochmann, M. *J. Chem. Soc., Dalton Trans.* **1996**, 255–270. (b) Jordan, R. F. *Adv. Organomet. Chem.* **1991**, 32, 325–387.
- (2) Selected reviews: (a) Coates, G. W. *Chem. Rev.* **2000**, 100, 1223–1252. (b) Resconi, L.; Cavallo, L.; Fait, A.; Piemontesi, F. *Chem. Rev.* **2000**, 100, 1253–1345. (c) Brintzinger, H. H.; Fischer, D.; Mülhaupt, R.; Rieger, B.; Waymouth, R. M. *Angew. Chem., Int. Ed. Engl.* **1995**, 34, 1143–1170.
- (3) A short review: Chen, E. Y.-X. *J. Polym. Sci., Part A: Polym. Chem.* **2004**, 42, 3395–3403.
- (4) Recent examples: (a) Miyake, G. M.; Mariott, W. R.; Chen, E. Y.-X. *J. Am. Chem. Soc.* **2007**, 129, 6724–6725. (b) Lian, B.; Thomas, C. M.; Navarro, C.; Carpentier, J.-F. *Macromolecules* **2007**, 40, 2293–2294. (c) Tomasi, S.; Weiss, H.; Ziegler, T. *Organometallics* **2007**, 26, 2157–2166. (d) Caporaso, L.; Gracia-Budria, J.; Cavallo, L. *J. Am. Chem. Soc.* **2006**, 128, 16649–16654. (e) Kostakis, K.; Mourmouris, S.; Kotakis, K.; Nikogeorgos, N.; Pitsikalis, M.; Hadjichristidis, N. *J. Polym. Sci., Part A: Polym. Chem.* **2005**, 43, 3305–3314. (f) Stojcevic, G.; Kim, H.; Taylor, N. J.; Marder, T. B.; Collins, S. *Angew. Chem., Int. Ed.* **2004**, 43, 5523–5526. (g) Strauch, J. W.; Fauré, J.-L.; Bredeau, S.; Wang, C.; Kehr, G.; Fröhlich, R.; Luftmann, H.; Erker, G. *J. Am. Chem. Soc.* **2004**, 126, 2089–2104. (h) Ferez, M.; Bandermann, F.; Sustmann, R.; Sicking, W. *Macromol. Chem. Phys.* **2004**, 205, 1196–1205. (i) Jensen, T. R.; Yoon, S. C.; Dash, A. K.; Luo, L.; Marks, T. J. *J. Am. Chem. Soc.* **2003**, 125, 14482–14494. (j) Hölscher, M.; Keul, H.; Höcker, H. *Macromolecules* **2002**, 35, 8194–8202.
- (5) (a) Rodriguez-Delgado, A.; Chen, E. Y.-X. *Macromolecules* **2005**, 38, 2587–2594. (b) Bolig, A. D.; Chen, E. Y.-X. *J. Am. Chem. Soc.* **2004**, 126, 4897–4906. (c) Cameron, P. A.; Gibson, V.; Graham, A. J. *Macromolecules* **2000**, 33, 4329–4335. (d) Deng, H.; Shiono, T.; Soga, K. *Macromolecules* **1995**, 28, 3067–3073. (e) Collins, S.; Ward, D. G.; Suddaby, K. H. *Macromolecules* **1994**, 27, 7222–7224.
- (6) Mariott, W. R.; Chen, E. Y.-X. *Macromolecules* **2005**, 38, 6822–6832; **2004**, 37, 4741–4743.
- (7) (a) Bolig, A. D.; Chen, E. Y.-X. *J. Am. Chem. Soc.* **2001**, 123, 7943–7944. (b) Frauenrath, H.; Keul, H.; Höcker, H. *Macromolecules* **2001**, 34, 14–19. (c) Reference 5c. (d) Chen, Y.-X.; Metz, M. V.; Li, L.; Stern, C. L.; Marks, T. J. *J. Am. Chem. Soc.* **1998**, 120, 6287–6305. (e) Soga, K.; Deng, H.; Yano, T.; Shiono, T. *Macromolecules* **1994**, 27, 7938–7940.
- (8) (a) Razavi, A.; Thewalt, U. *J. Organomet. Chem.* **1993**, 445, 111–114. (b) Razavi, A.; Ferrara, J. *J. Organomet. Chem.* **1992**, 435, 299–310. (c) Ewen, J. A.; Jones, R. L.; Razavi, A.; Ferrara, J. D. *J. Am. Chem. Soc.* **1988**, 110, 6255–6256.
- (9) Rodriguez-Delgado, A.; Mariott, W. R.; Chen, E. Y.-X. *J. Organomet. Chem.* **2006**, 691, 3490–3497.
- (10) Nguyen, H.; Jarvis, A. P.; Lesley, M. J. G.; Kelly, W. M.; Reddy, S. S.; Taylor, N. J.; Collins, S. *Macromolecules* **2000**, 33, 1508–1510.
- (11) (a) Lian, B.; Thomas, C. M.; Navarro, C.; Carpentier, J.-F. *Organometallics* **2007**, 26, 187–195. (b) Rodriguez-Delgado, A.; Mariott, W. R.; Chen, E. Y.-X. *Macromolecules* **2004**, 37, 3092–3100.
- (12) (a) Kirillov, E.; Lehmann, C. W.; Razavi, A.; Carpentier, J.-F. *Organometallics* **2004**, 23, 2768–2777. (b) Qian, C.; Nie, W.; Chen, Y.; Sun, J. *J. Organomet. Chem.* **2002**, 645, 82–86.
- (13) Bolig, A. D.; Chen, E. Y.-X. *J. Am. Chem. Soc.* **2002**, 124, 5612–5613.
- (14) Hatada, K.; Nakanishi, H.; Ute, K.; Kitayama, T. *Polym. J.* **1986**, 18, 581–591.
- (15) Yasuda, H.; Yamamoto, H.; Yokota, K.; Miyake, S.; Nakamura, A. *J. Am. Chem. Soc.* **1992**, 114, 4908–4909.
- (16) Kitayama, T.; Shinozaki, T.; Masuda, E.; Yamamoto, M.; Hatada, K. *Polym. Bull.* **1988**, 20, 505–510.
- (17) Kitayama, T.; Masuda, E.; Yamaguchi, M.; Nishiura, T.; Hatada, K. *Polym. J.* **1992**, 24, 817–827.
- (18) Knjazhanski, S. Y.; Elizalde, L.; Cadenas, G.; Bulychiev, B. M. *J. Organomet. Chem.* **1998**, 568, 33–40.
- (19) Dove, A. P.; Gibson, V. C.; Marshall, E. L.; White, A. J. P.; Williams, D. J. *Chem. Commun.* **2002**, 1208–1209.
- (20) Razavi, A.; Atwood, J. L. *J. Organomet. Chem.* **1993**, 459, 117–123.
- (21) See Supporting Information for experimental details and further results.
- (22) Zhang, Y.; Chen, E. Y.-X. *Macromolecules* **2008**, 41, 36–42.
- (23) Hydride abstraction from an enolate methyl group of  $Cp_2ZrMe[OC(O-^iBu)=CMe_2]$  by the trityl cation led to the formation of a zirconium–carboxylate dication after subsequent elimination of methane and isobutene: Lian, B.; Toupet, L.; Carpentier, J.-F. *Chem.–Eur. J.* **2004**, 10, 4301–4307.
- (24) The X-ray crystal structure of the similar complex bearing a  $C_2$ -symmetric ligand has been reported: Ning, Y.; Chen, E. Y.-X. *Macromolecules* **2006**, 39, 7204–7215.
- (25) (a) Jung, M. E.; Piizzi, G. *Chem. Rev.* **2005**, 105, 1735–1766. (b) Beesley, R. M.; Ingold, C. K.; Thorpe, J. F. *J. Chem. Soc.* **1915**, 107, 1080–1106.

JA710822G