

Diastereoselective intramolecular  $\text{SmI}_2$ - $\text{H}_2\text{O}$ -amine mediated couplings†

Anders Dahlén, Annika Petersson and Göran Hilmersson\*

Organic Chemistry, Department of Chemistry, Göteborg University, SE-412 96 Göteborg, Sweden. E-mail: hilmers@organic.gu.se; Fax: 46 31 772 3840; Tel: 46 31 772 2904

Received 15th May 2003, Accepted 11th June 2003

First published as an Advance Article on the web 18th June 2003

The  $\text{SmI}_2$ - $\text{H}_2\text{O}$ -amine mixture has been shown to be effective for intramolecular couplings providing diastereoselectivities of up to 100% de in the coupling of *O*-cyclohexenylidophenol derivatives into heterocycles.

There has been an extraordinary development of  $\text{SmI}_2$  mediated reactions for some 20 years, ever since Kagan's breakthrough in the late 70's.<sup>1</sup>  $\text{SmI}_2$  in THF has proven useful not only in the reductions of functional groups,<sup>2</sup> pinacol-coupling reactions<sup>3</sup> and as a coupling reagent between alkyl halides and ketones or olefins,<sup>4</sup> but also in sequential reactions.<sup>5</sup> Recently we discovered that a mixture of  $\text{SmI}_2$  in THF, water and an amine (e.g.  $\text{Et}_3\text{N}$ , TMEDA or PMDTA) resulted in unexpected rates in the reduction of ketones, imines,  $\alpha,\beta$ -unsaturated esters and alkyl halides.<sup>6</sup> We also found that these powerful mixtures of  $\text{SmI}_2$ - $\text{H}_2\text{O}$ -amine reduced conjugated double bonds selectively and rapidly in the presence of isolated double bonds at room temperature.<sup>7</sup> It was therefore natural to investigate also the possibility of intra- and intermolecular couplings to generate carbon-carbon bonds using this protocol. A wide variety of alternative synthetic methods for this type of coupling are also available, e.g.  $\text{H}_3\text{PO}_2$ -AIBN,<sup>8</sup>  $\text{Bu}_3\text{SnH}$ -AIBN,<sup>9</sup> Heck coupling, Michael addition,<sup>11</sup> photocyclisation<sup>12</sup> and electrochemical cyclisation.<sup>13</sup>

Herein we would like to present our recent developments of intramolecular  $\text{SmI}_2$ - $\text{H}_2\text{O}$ -amine mediated couplings between aryl iodides and olefins into heterocycles in THF.

First 1-allyloxy-2-iodobenzene (**1**) was synthesised to establish whether this type of coupling was achievable at all. Mixing of  $\text{SmI}_2$ ,  $\text{Et}_3\text{N}$ , **1** followed by  $\text{H}_2\text{O}$  gave an almost instantaneous reaction and the product was isolated and characterised by <sup>1</sup>H-NMR, COSY and GC/MS. We found that the reaction yielded only one product, the coupled product 3-methyl-2,3-dihydrobenzofuran (**1a**). Analogue substrates containing longer alkyl chains were also investigated for intramolecular coupling using  $\text{SmI}_2$ - $\text{H}_2\text{O}$ -amine. The formation of five-membered rings was largely favoured over six- and seven-membered rings in these substrates (Table 1, entry 2 and 3) and increasing amounts of reduction occurred as the chain grew longer. Note that the isolated double bond was not affected even in excess  $\text{SmI}_2$ - $\text{H}_2\text{O}$ -amine mixtures (entry 3). Interestingly the coupling was not affected by an additional methyl group at the terminal position (entry 5), while the isobutenyl isomer (entry 6) gave a coupling/reduction ratio of 80 : 20, probably due to the increased steric hindrance.

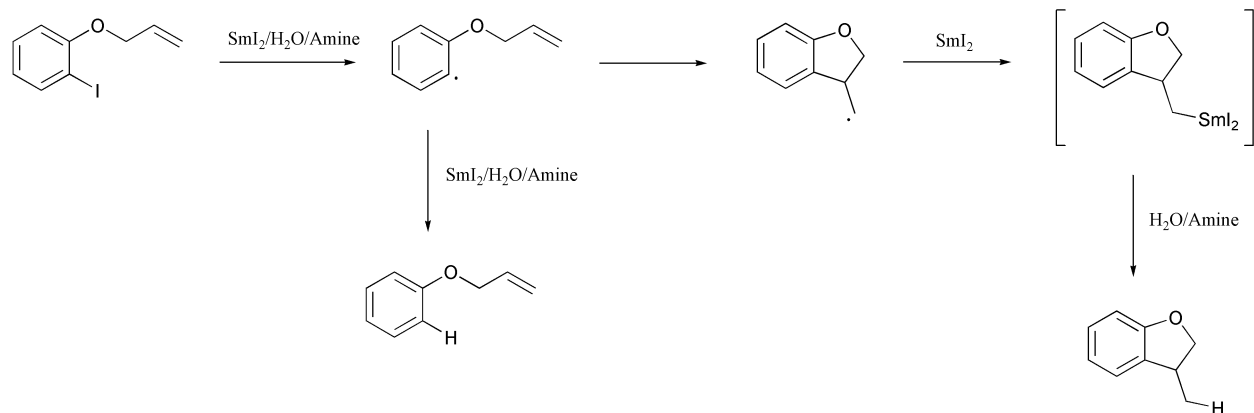
We established that in order to maximize the amount of coupled product the water had to be added gradually after the substrate to suppress the amount of reduced product. This was

† Electronic supplementary information (ESI) available: general syntheses and experimental data. See <http://www.rsc.org/suppdata/ob/b3/b305428d/>

**Table 1** Intramolecular couplings in 1-allyloxy-2-iodobenzene analogues using  $\text{SmI}_2$ - $\text{H}_2\text{O}$ - $\text{Et}_3\text{N}$ <sup>a</sup>

Entry	Substrate	Product(s) Coupled (a)	Reduced (b)	Yield(s) <sup>b</sup>
1				>99
2				60 : 40 <sup>c</sup>
3				> 99
4				> 99
5				> 99
6				80/20 <sup>d</sup>

<sup>a</sup> In a standard procedure  $\text{SmI}_2$  (2.5–3 equiv.),  $\text{Et}_3\text{N}$  (7.5 equiv.), substrate (0.1–0.2 mmol, 1 equiv.) and  $\text{H}_2\text{O}$  (12.5 equiv.) were mixed at 20 °C.  $\text{H}_2\text{O}$  was added last during 1–5 minutes under vigorous stirring. <sup>b</sup> Corresponding to the yields and ratios observed on GC. No substrate was observed. Close to quantitative yields were obtained on larger scale. <sup>c</sup> The coupling : reduction ratio was improved to 72 : 28 when *n*-butylamine was used instead of  $\text{Et}_3\text{N}$ . <sup>d</sup> The coupling : reduction ratio was improved to 87 : 13 when *n*-butylamine was used instead of  $\text{Et}_3\text{N}$ .



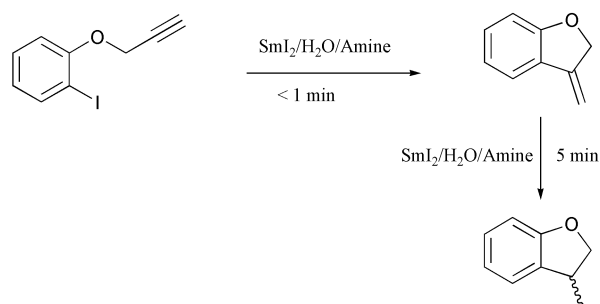
**Scheme 1** Suggested mechanisms for the  $\text{SmI}_2$  mediated coupling and reduction.

particularly significant for substrates that coupled into six-membered rings. Adding the substrate last, *i.e.* with  $\text{SmI}_2$ ,  $\text{Et}_3\text{N}$  and  $\text{H}_2\text{O}$  premixed, caused the product ratio in entry 2 (Table 1) to change from 60 : 40 to 30 : 70 in favour of the reduced product. Replacing the iodide with bromide in the substrates in Table 1 resulted in longer reaction times and substantially lower amounts of coupling, *i.e.* the reduced product was favoured.

Curran and co-workers have investigated the mechanism of the samarium Barbier reaction (or samarium Grignard reaction),<sup>14</sup> and they concluded that the coupling reaction is most likely to occur *via* an organosamarium intermediate. A suggested mechanism in Scheme 1 includes both the coupling and the reduction reactions. Based on this it is obvious why the order of and slow addition of water is crucial for the success of this reaction.

To obtain fast and complete coupling/reduction of these substrates the proportion between  $\text{SmI}_2$ ,  $\text{H}_2\text{O}$  and amine have to be at least 1 : 3 : 3, which is required for full precipitation of the samarium- and iodide salts, according to titrations.<sup>6</sup>

We were also interested in the intramolecular coupling of triple bonds with phenyl iodide. The coupling of 1-iodo-2-(2-propynyloxy)benzene (**7**) provided initially the corresponding five-membered styrene derivative ring (Scheme 2), which within five minutes was reduced to 3-methyl-2,3-dihydrobenzofuran (**7a**) in excess  $\text{SmI}_2$ - $\text{H}_2\text{O}$ -amine. Similar behaviour was observed for the analogue substrate **8**, although in addition larger amounts of uncoupled reduced products were formed.

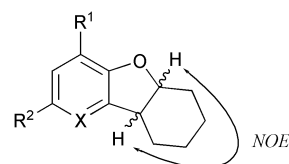


**Scheme 2** Coupling of 1-iodo-2-(2-propynyloxy)benzene (**7**) followed by reduction of the conjugated double bond.

In order to examine the influence of electronic properties in these couplings a few nitrogen containing analogues to the substrates in Table 1 were also synthesised (Table 2, entry 3–5).

Interestingly the formation of the six-membered ring was improved to 70 : 30 (coupling–reduction) for the pyridine analogue (entry 4). However, a 9 : 91 ring *vs.* reduction ratio was obtained when the same substrate was added subsequent to  $\text{SmI}_2$ ,  $\text{Et}_3\text{N}$  and water. In entry 5 a ratio close to 50 : 50 was obtained regardless of the addition order of water and substrate, respectively.

Hexahydrodibenzofuran derivatives include the substructure of morphine and are interesting in a pharmacological point of view, since they are known to have narcotic and analgesic properties.<sup>15</sup> A number of racemic 1-(cyclohex-2-enyloxy)-2-iodobenzene analogues (**12–16**), suitable for diastereoselective coupling into hexahydrodibenzofuran derivatives (**12a–16a**), were synthesised to explore further the extent of this coupling (Table 3). Interestingly the only detected product was the racemic *cis*-1,2,3,4,4a,9b-hexahydrodibenzofuran, **12a**, after the coupling of **12** with  $\text{SmI}_2$ - $\text{H}_2\text{O}$ - $\text{Et}_3\text{N}$ .<sup>‡</sup> Similarly only the *cis*-products of **13a–16a** were formed according to NOESY analysis (Fig. 1) and separation of the products on chiral stationary phase GC.



**Fig. 1** NOE between the two protons on the stereogenic carbons confirming *cis*-configuration.

We noticed that different amines produced diverse coupling–reduction ratios (Table 3). Primary amines (*n*-butylamine or isopropylamine) usually increased the amount of coupled product compared to tertiary amines (triethylamine, TMEDA or PMDTA), however, the diastereoselectivity decreased slightly. Encouraged by these results we also investigated ammonia in water (~25%) as the “amine”–water source. Once again 100% *de* was obtained but compared to primary amines the yield was slightly lowered and in addition the reaction required approximately two hours for completion.

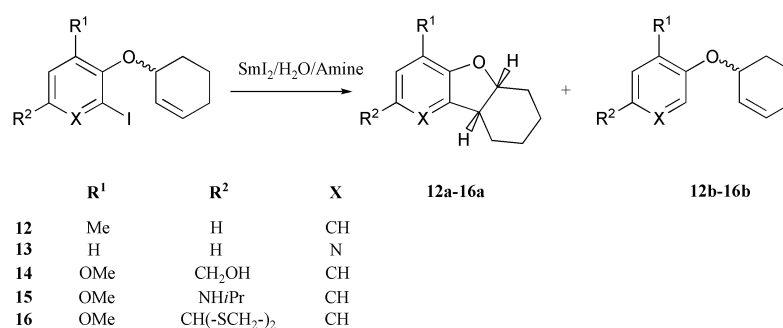
Substrates **14** and **15** were synthesised from 5-iodovanillin, additionally a third substrate (**16**) was synthesised which was protected as a 1,3-dithiane (dithioketal). Treating **16** similarly to the previously mentioned substrates we found that competing reactions occurred (Scheme 3). When **16** was treated with  $\text{SmI}_2$  (2.5 equiv.)- $\text{H}_2\text{O}$  (7.5 equiv.)- $\text{Et}_3\text{N}$  (7.5 equiv.), followed by quenching within 30 seconds, we could isolate the coupled product still containing the dithioketal (**16a**). However, excess  $\text{SmI}_2$ - $\text{H}_2\text{O}$ - $\text{Et}_3\text{N}$  gave a second product within approximately five minutes in which the dithioketal group had been opened (**16a'**). This second product was also observed in the  $\text{SmI}_2$ - $\text{NH}_4\text{OH}$  mediated reaction after two hours of reaction time. A third product, **16a''**, was obtained after treating **16** with  $\text{SmI}_2$ - $\text{H}_2\text{O}$ -*n*-butylamine for 1–2 hours (or several hours with  $\text{Et}_3\text{N}$ ). This product was isolated in 85% yield.  $^1\text{H}$ -NMR and MS showed that the 1,3-dithiane had been completely removed leaving a corresponding methyl group at this position. The complete cleavage of the dithioketal shows large resemblance to the well-known Raney Ni desulfurization protocol for

**Table 2** Intramolecular couplings using  $\text{SmI}_2\text{-H}_2\text{O-Et}_3\text{N}^a$ 

Entry	Substrate	Product(s) coupled (a)	Reduced (b)	Yield(s) <sup>b</sup>
1 <sup>b</sup>		(7)		90 : 10 <sup>c</sup>
2 <sup>b</sup>		(8)		38 : 62 <sup>c</sup>
3		(9)		>99
4		(10)		70 : 30
5		(11)		50 : 50

<sup>a</sup> In a standard procedure  $\text{SmI}_2$  (2.5 equiv.),  $\text{Et}_3\text{N}$  (7.5 equiv.), substrate (0.1–0.2 mmol, 1 equiv.) and  $\text{H}_2\text{O}$  (12.5 equiv.) were mixed at 20 °C.  $\text{H}_2\text{O}$  was added last during 1–5 minutes under vigorous stirring. <sup>b</sup> Corresponds to the yields and ratios observed on GC. No substrate was observed.

<sup>c</sup> For entries 1 and 2 twice the amount of  $\text{SmI}_2$ , amine and water were used for complete formation of the corresponding saturated coupled products. In entry 2 the triple bond was reduced into the double bond after being left standing over night in excess  $\text{SmI}_2$ .

**Table 3** Diastereoselective coupling of 1-(cyclohex-2-enyloxy)-2-iodobenzene analogues with  $\text{SmI}_2\text{-H}_2\text{O-amine}^{a,b}$ 

Entry	Substrate	Triethylamine a : b (% de)	<i>n</i> -Butylamine a : b (% de)	$\text{NH}_4\text{OH}^c$ a : b (% de)
1	12	72 : 28 (100)	84 : 16 (97)	75 : 25 (100)
2	13	92 : 8 (96)	95 : 5 (92)	40 : 60 (100)
3	14	85 : 15 (100)	80 : 20 (98)	60 : 40 (100)
4	15	77 : 23 (99.7)	85 : 15 (96)	74 : 26 (100)

<sup>a</sup> In a standard procedure  $\text{SmI}_2$  (2.5 equiv.), amine (7.5 equiv.), substrate (0.2 mmol, 1 equiv.) and  $\text{H}_2\text{O}$  (12.5 equiv.) were mixed at 20 °C.  $\text{H}_2\text{O}$  was added last during 1–5 minutes under vigorous stirring. <sup>b</sup> Corresponding to the yields and ratios observed on GC. <sup>c</sup> The reactions with ammonia in water required up to 2 h reaction time for completion.

reduction of a C–S group to a C–H group. This one-pot reaction sequence may therefore also prove useful in other desulfurizations.

We also investigated the possibility of intermolecular couplings between alkyl halides and alkenes. Unfortunately all attempts were unsuccessful, and the only species found in the reaction mixtures, except for the amines, were the corresponding reduced products of the substrates.

The results reported in Tables 1–3 are all performed on 0.1–0.2 mmol scale. To prove that these coupling reactions are amenable to scale up we also employed substrate **1** in larger scale (2 mmol) without any loss in chemical yield (97% isolated yield of **1a**).<sup>†</sup>

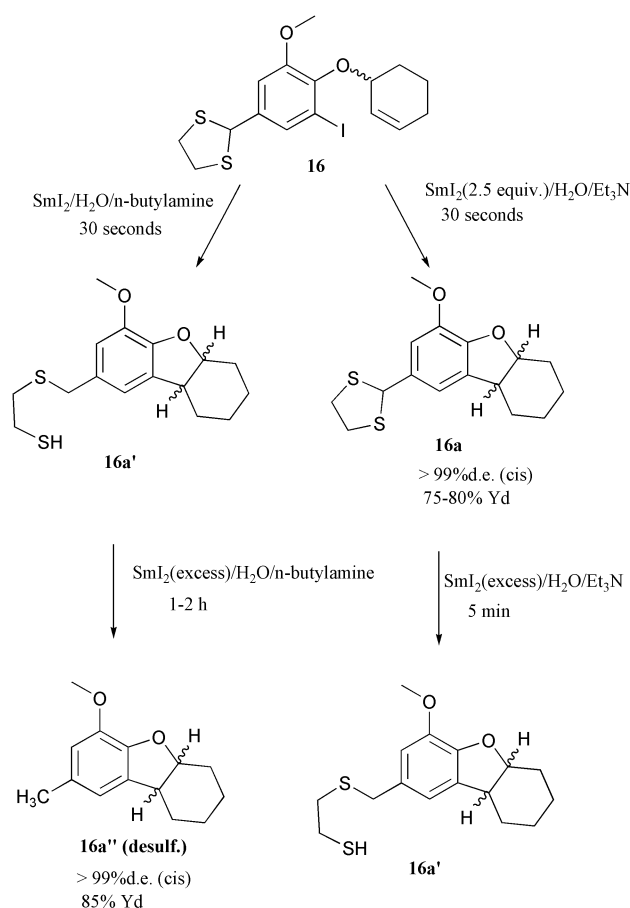
In summary, we have shown that intramolecular coupling of aryl iodides and alkenes proceeds fast under mild conditions with the recently developed  $\text{SmI}_2\text{-H}_2\text{O-amine}$  protocol. The amount of coupled product improved significantly when  $\text{SmI}_2$ , the substrate and amine were premixed followed by a gradual addition of water. Furthermore the formation of

five-membered rings was preferred over six-membered rings, while formation of seven-membered rings and intermolecular coupling were unsuccessful, *i.e.* led exclusively to reduction. The coupling of 1-(cyclohex-2-enyloxy)-2-iodobenzene derivatives (**12–16**) yielded high or total diastereoselectivity of the formed hexahydrobenzofuran derivatives (**12a–16a**) in good to high yields. In addition we also discovered a one-pot reaction sequence for the dithioketal protected 1-(cyclohex-2-enyloxy)-2-iodobenzene analogue (**16**), where the coupling was followed by complete removal of the dithioketal within two hours using excess  $\text{SmI}_2\text{-H}_2\text{O-}n\text{-butylamine}$ . The use of  $\text{SmI}_2\text{-H}_2\text{O-amine}$  in C–S bond cleavage is currently under investigation in our laboratory.

## Experimental

### General synthesis of substrates 1–7, 9–10 and 12–13

2-Iodophenol (3.3 g, 15 mmol) was added to a suspension of



**Scheme 3** Reactions of **16** after treatment with  $\text{SmI}_2\text{-H}_2\text{O}$ -amine.

$\text{K}_2\text{CO}_3$  (6.2 g, 45 mmol) in DMF (50 ml) stirred under a nitrogen atmosphere. Allyl bromide (1.6 ml, 18 mmol) was added slowly by syringe and the mixture was stirred overnight. Water (50 ml) was added and the solution was extracted with *n*-hexane ( $4 \times 50$  ml). The combined organic layer was washed with water ( $3 \times 50$  ml), 10% KOH ( $2 \times 50$  ml),  $\text{Na}_2\text{S}_2\text{O}_3$  (50 ml) and brine (50 ml), dried over  $\text{MgSO}_4$ , filtered and concentrated. Distillation under vacuum gave **1** as colourless oil (90–100% yield).

**1**:  $^1\text{H}$  NMR (400 MHz,  $\text{CDCl}_3$ )  $\delta$  4.60 (d, 2H), 5.30 (d, 1H), 5.50 (d, 2H), 6.06 (m, 1H), 6.68 (t, 1H), 6.79 (d, 1H), 7.24 (t, 1H), 7.76 (d, 1H). MS (EI)  $m/z$  260 ( $\text{M}^+$ ), 130, 102.

#### $\text{SmI}_2\text{-H}_2\text{O}$ -amine mediated reaction

In a standard procedure, 5 ml  $\text{SmI}_2$  in THF (0.5 mmol, 2.5 equiv.) was added to a dry Schlenk tube, containing a magnetic stirrer bar and fitted with a septum, inside a glove box under nitrogen atmosphere. The amine (1.5 mmol, 7.5 equiv.  $\text{Et}_3\text{N}$ ) and the substrate **1** (0.2 mmol, 1 equiv.) were added under stirring. To this mixture the proton donor, *i.e.*  $\text{H}_2\text{O}$  (6.25 equiv.), was added slowly at 20.0 °C. The reaction was finished in less than one minute. To 0.2 ml of the quenched solution was added diethyl ether (1 ml) and HCl (0.1 ml, 0.12 M), or KOH (10%) for products containing nitrogen, to remove the inorganic salts and finally saturated  $\text{Na}_2\text{S}_2\text{O}_3$  (5 dr) to remove excess iodine. The clear organic layer was transferred to a vial and analysed on GC and GC/MS. Evaporated samples were

also analysed on  $^1\text{H}$  NMR, and COSY or NOESY when considered necessary.

**1a**:  $^1\text{H}$  NMR (400 MHz,  $\text{CDCl}_3$ )  $\delta$  1.35 (d, 3H), 3.55 (m, 1H), 4.08 (t, 1H), 4.70 (t, 1H), 6.80 (d, 1H), 6.88 (t, 1H), 7.13 (t, 1H), 7.17 (d, 1H). MS (EI)  $m/z$  134 ( $\text{M}^+$ ), 119, 105, 91, 77.

#### Acknowledgements

We are grateful for financial support from the Swedish Research Council and the Carl Trygger Foundation. Knut and Alice Wallenberg are gratefully acknowledged for financial support of a glove box. We would also like to thank Fredrik Lehmann and Marcus Fjällgren for a sample of 3-hydroxy-2-iodopyridine.

#### Notes and references

‡ The *cis-trans* diastereomers of the product, 1,2,3,4,4a,9b-hexahydrodibenzofuran, were synthesised as reference in two steps from dibenzofuran according to literature procedure,<sup>16</sup> and the chiral stationary phase GC confirmed that the two diastereomers (*cis-trans*) were well separated. The configuration of the products of the  $\text{SmI}_2\text{-H}_2\text{O}$ -amine couplings was determined by NOESY experiments.

- J. L. Namy, P. Girard and H. Kagan, *Nouv. J. Chim.*, 1977, **1**, 5.
- G. A. Molander, *Org. React. (N. Y.)*, 1994, Vol. 46, p. 211.
- J. L. Namy, J. Soupe and H. B. Kagan, *Tetrahedron Lett.*, 1983, **24**, 765; N. Taniguchi and M. Uemura, *J. Am. Chem. Soc.*, 2000, **122**, 8301; A. Fürstner, R. Csuk, C. Rohrer and H. Weidmann, *J. Chem. Soc., Perkin Trans. 1*, 1988, 1729; G. A. Molander and C. Kenny, *J. Am. Chem. Soc.*, 1989, **111**, 8236.
- H. Villar, F. Guibé, C. Aroulanda and P. Lesot, *Tetrahedron: Asymmetry*, 2002, **13**, 1465; W. Cabri, I. Candiani, M. Colombo, L. Franzoi and A. Bedeschi, *Tetrahedron Lett.*, 1995, **36**, 949; P. G. Steel, *J. Chem. Soc., Perkin Trans. 1*, 2001, 2727; A. Krief and A.-M. Laval, *Chem. Rev.*, 1999, **99**, 745; G. A. Molander, in *Radicals in Organic Synthesis Vol. 1: Basic Principles*, eds. P. Renaud and M. P. Sibi, Wiley-VCH, Weinheim, 2001, p. 153; E. Hasegawa and D. P. Curran, *Tetrahedron Lett.*, 1993, **34**, 1717; A. Rivkin, T. Nagashima and D. P. Curran, *Org. Lett.*, 2003, **5**, 419.
- G. A. Molander, G. A. Brown and I. Storch de Garcia, *J. Org. Chem.*, 2002, **67**, 3459; G. A. Molander and C. R. Harris, *Chem. Rev.*, 1996, **96**, 307.
- A. Dahlén and G. Hilmersson, *Tetrahedron Lett.*, 2002, **43**, 7197; A. Dahlén and G. Hilmersson, *Chem. Eur. J.*, 2003, **9**, 1123; A. Dahlén, G. Hilmersson, B. W. Knettle and R. A. Flowers, II, *J. Org. Chem.*, 2003, **68**, 4870.
- A. Dahlén and G. Hilmersson, *Tetrahedron Lett.*, 2003, **44**, 2661.
- Y. Kita, H. Nambu, N. G. Ramesh, G. Anilkumar and M. Matsugi, *Org. Lett.*, 2001, **3**, 1157; S. R. Graham, J. A. Murphy and D. Coates, *Tetrahedron Lett.*, 1999, **40**, 2415; H. Yorimitsu, H. Shinokubo and K. Oshima, *Chem. Lett.*, 2000, **2**, 104.
- H. Togo and O. Kikuchi, *Tetrahedron Lett.*, 1988, **29**, 4133; A. Studer and S. Amrein, *Angew. Chem., Int. Ed.*, 2000, **39**, 3080; K. Shankaran, C. P. Sloan and V. Snieckus, *Tetrahedron Lett.*, 1985, **26**, 6001.
- E. Negishi, T. Nguyen and B. O'Connor, *Heterocycles*, 1989, **28**, 55.
- M. Uchiyama, M. Kameda, O. Mishima, N. Yokoyama, M. Koike, Y. Kondo and T. Sakamoto, *J. Am. Chem. Soc.*, 1998, **120**, 4934.
- G. Fráter and H. Schmid, *Helv. Chim. Acta*, 1967, **50**, 255.
- S. Olivero, J.-P. Rolland and E. Duñach, *Organometallics*, 1998, **17**, 3747.
- D. P. Curran, T. L. Fevig, C. P. Jasperse and M. J. Tottleben, *Synlett*, 1992, **12**, 943; D. P. Curran and M. J. Tottleben, *J. Am. Chem. Soc.*, 1992, **114**, 6050.
- O. Valverde, R. Maldonado and B. L. Kieffer, *CNS Drugs*, 1998, **10**, 1; L. L. Christrup, *Acta Anaest. Scand.*, 1997, **41**, 116.
- F. Mayer and W. Krieger, *Ber.*, 1922, **55B**, 1659; L. N. Borisova, S. G. Rozenberg, N. F. Kucheroova and V. A. Zagorevskii, *Chem. Heterocycl. Compd. (Eng. Transl.)*, 1981, **17**, 869.