


RSC Advances



This article can be cited before page numbers have been issued, to do this please use: J. Kandasamy, S. Gupta, P. Chaudhary, L. Seva and S. Shahul Hameed, *RSC Adv.*, 2015, DOI: 10.1039/C5RA18080E.

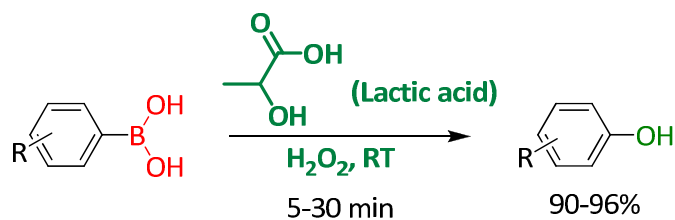


This is an *Accepted Manuscript*, which has been through the Royal Society of Chemistry peer review process and has been accepted for publication.

Accepted Manuscripts are published online shortly after acceptance, before technical editing, formatting and proof reading. Using this free service, authors can make their results available to the community, in citable form, before we publish the edited article. This *Accepted Manuscript* will be replaced by the edited, formatted and paginated article as soon as this is available.

You can find more information about *Accepted Manuscripts* in the [Information for Authors](#).

Please note that technical editing may introduce minor changes to the text and/or graphics, which may alter content. The journal's standard [Terms & Conditions](#) and the [Ethical guidelines](#) still apply. In no event shall the Royal Society of Chemistry be held responsible for any errors or omissions in this *Accepted Manuscript* or any consequences arising from the use of any information it contains.

Table of Contents Entry

A bio-based green solvent, lactic acid is found to be an efficient reaction medium for the catalyst free oxidation of aryl boronic acids into phenols with aqueous hydrogen peroxide.

Journal Name

COMMUNICATION

Bio-based green solvent for the catalyst free oxidation of arylboronic acids into phenols

Surabhi Gupta,^{a#} Priyanka Chaudhary,^{a#} Lavudi Seva,^b Shahulhameed Sabiah^b and Jeyakumar Kandasamy^{a*}

Received 00th January 20xx,
Accepted 00th January 20xx

DOI: 10.1039/x0xx00000x

www.rsc.org/

A bio-based green solvent, lactic acid is found to be an efficient reaction medium for the catalyst free oxidation of arylboronic acids into phenols with aqueous hydrogen peroxide. Various substituted arylboronic acids have undergone *ipso*-hydroxylation smoothly at room temperature to provide corresponding phenols in excellent yields. Remarkably, the oxidation susceptible functional groups such as sulphide, ketone, aldehyde and olefin are tolerated under the reaction conditions. Over all, lactic acid showed higher efficiency as a solvent medium when compared with conventional acetic acid.

Solvents play an important role in organic synthesis while in some cases solvents itself drive the reaction without any catalysts.¹ Such kind of catalyst free organic reactions offer several advantages like reduced environmental pollutions, uncomplicated experimental and workup procedures, simple purification steps, etc.^{2,3} Therefore, the catalyst free organic transformations have received more attention in recent years. On the other hand, "green solvents" have been focused in the past few decades in order to minimize the environmental pollution resulting from the use of hazardous solvents in chemical production.⁴⁻⁷ Green solvents have been majorly characterized by their level of toxicity, volatility, reusability, stability, flammability, bio-degradability and renewability.^{8,9} In the past decade, water, supercritical CO₂, ionic liquids, organic carbonates, fluorosolvents and polyethylene glycol (PEG) were identified as green solvents and efficiently used in organic synthesis (Figure 1, A).⁴⁻⁹ Recently, bio-based solvents which are produced from renewable sources have received much attention due to their sustainability and eco-compatibility (Figure 1, B).¹⁰ From environmental point of view, bio-based solvents are also considered as green solvents which could be an alternative not only to the conventional petroleum based solvents, but also to the

expensive non-bio based green solvents in organic synthesis.¹⁰⁻¹²

Glycerol, a by-product obtained from triglycerides during the biodiesel production, is already explored as a green solvent in many organic reactions.^{13,14} Other bio-based solvents such as 2-methyltetrahydrofuran, ethyl lactate, γ -valerolactone, D-limonene, *p*-cymene and fatty acid methyl esters (FAMES) are now significantly replacing the hazardous petroleum solvents in many organic synthesis.⁴⁻¹² In addition, eutectic mixture of various biomass derived chemicals or solvents (example: eutectic mixture of glycerol, levulinic acid, carbohydrates, gluconic acid, etc.) have found selective applications in organic synthesis as well as in pharmaceuticals.¹⁵⁻¹⁸

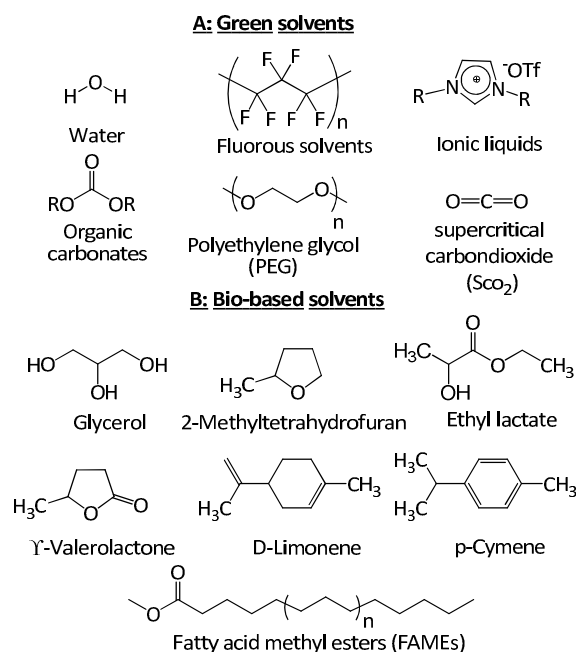


Figure 1. Structures of various green and bio-based solvents used in organic synthesis.

^a Department of chemistry, Indian Institute of Technology (BHU), Varanasi, Uttar Pradesh-221005; Email: jeyakumar.chy@iitbhu.ac.in

^b Department of chemistry, Pondicherry University, Pondicherry-605014

[#] Both authors contributed equally to this work

† Electronic Supplementary Information (ESI) available: See

DOI: 10.1039/x0xx00000x

Phenolic compounds have found wide applications in various fields like medicines, cosmetics, food industry, materials and polymers, etc (Figure 2).¹⁹⁻²⁴ There are different approaches for the preparation of phenolic compounds which includes i) nucleophilic substitution of aryl halides with hydroxyl nucleophile, ii) diazotization of aromatic amines followed by aqueous hydrolysis, iii) CH-oxidation of aryl rings and iv) oxidative hydrolysis of arylboronic acids.²⁵ Synthesis of phenols from arylboronic acids is becoming more preferable as compared to other methods due to ready availability, low toxicity and high stability (toward heat, air and moisture) of arylboronic acids.²⁶ Therefore, recently numerous methods have been developed for the oxidative conversion of arylboronic acids into phenols using transition metals, hydrogen peroxide with different catalysts, hypervalent iodine reagents, N-oxides, photo catalysts and electrochemical techniques.²⁷⁻³⁸ The common problems associated with majority of these reports are the use of harsh reaction conditions,³⁶ non-ecofriendly solvents³⁴, high reaction temperature,³⁶ longer reaction time,³³ excess oxidants,^{27, 28, 35} non-commercially available catalysts or oxidants,^{29, 30, 34} etc. Therefore, the development of simple, efficient and greener method is still in demand and we have directed our studies towards finding a suitable catalyst free system for the oxidative conversion of arylboronic acids into phenols using green oxidant aqueous hydrogen peroxide.

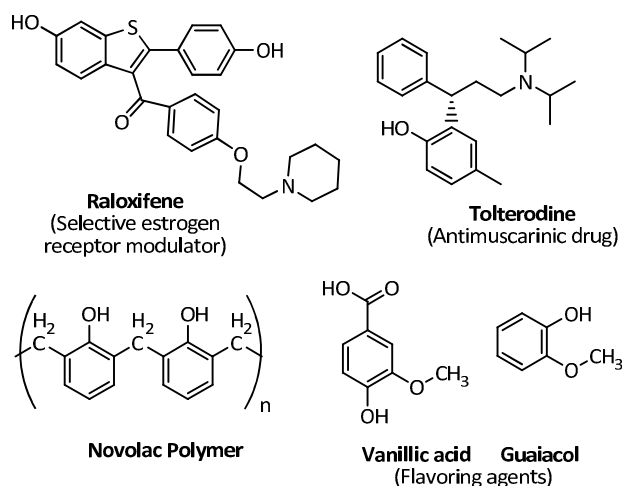


Figure 2. Applications of phenolic compounds in different fields.

At the outset, 4-chlorophenylboronic acid was chosen as a model substrate and oxidized with 1.0 equivalent of 30% aqueous hydrogen peroxide in various solvents such as methanol, ethanol, t-butanol, water, tetrahydrofuran (THF), acetonitrile, toluene, glycerol and acetic acid (Table 1). Among the polar protic solvents, methanol provides the maximum yield of 4-chlorophenol, i.e. 41% after 60 minutes (Table 1, entry 1) while other protic solvents such as ethanol, t-BuOH, glycerol and water gave relatively lower yields (Table 1, entries 2-5). It is also important to note that even after prolonged reaction time (12 h) full conversion of boronic acid into phenol was not observed in methanol (Table 1, entry 6). Further, the oxidation reaction was carried out in polar aprotic solvents such as THF, acetonitrile and toluene (Table 2, entries 7-9). The maximum yield of 42% was observed in acetonitrile while THF and toluene provide less than 40% of the desired product. Finally, we

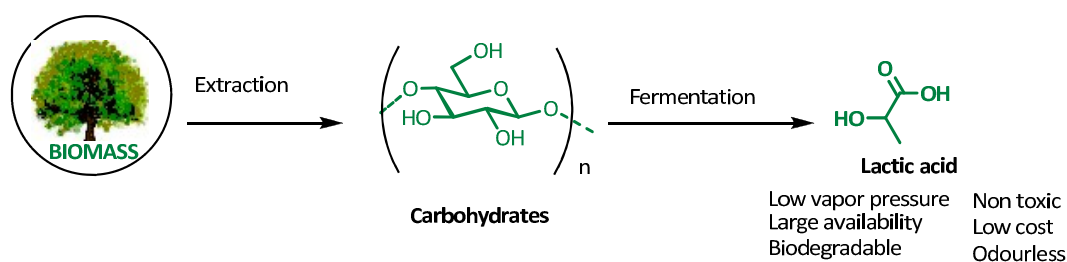
have tested the reaction in acetic acid and fortunately, the reaction leads to completion in 15 minutes to yield 95% of 4-chlorophenol (Table 1, entry 10). Despite the efficiency, acetic acid (glacial) is corrosive, and its vapor irritates the eyes, produces a burning sensation in the nose, and can lead to a sore throat and lung congestion.³⁹ Moreover, about 75% of the acetic acid used in the industry is currently produced through chemical methods.^{40, 41}

Table 1. Oxidation of 4-chlorophenylboronic acid in various solvents with hydrogen peroxide.^a

Entry	Solvent	H ₂ O ₂ (equiv.)	Time (min)	Yield (%) ^b
1	CH ₃ OH	1.0	60	41
2	C ₂ H ₅ OH	1.0	60	37
3	t-BuOH	1.0	60	33
4	Glycerol	1.0	60	18
5	H ₂ O	1.0	60	31
6	CH ₃ OH	1.0	12 h	84
7	THF	1.0	60	38
8	CH ₃ CN	1.0	60	42
9	Toluene	1.0	60	35
10	CH ₃ COOH	1.0	15	95
11	Lactic acid	1.0	5	95

^aReaction conditions: Substrate (0.5 mmol), Solvent (1 mL), H₂O₂ (1.0 equiv.), stirred RT. ^b Isolated Yield

Lactic acid is a biomass derived weak acid widely used in the food, agricultural, textile, pharmaceutical and cosmetic industries.^{42, 43} However, lactic acid is less explored as a solvent in organic synthesis while acetic acid have found wide applications. In contrast with acetic acid, lactic acid is a nontoxic and odorless liquid produced through the safer fermentation method from carbohydrates (Scheme 1).^{43,44} The pKa, density and boiling point of lactic acid is 3.7, 1.20 g/cm³ and 120 °C, respectively, which is comparable with acetic acid (pKa. 4.7, d: 1.05g/cm³ and bp.117 °C) and therefore we anticipate that lactic acid can be a suitable alternative to the acetic acid.⁴⁵ Recently, Yanlong Gu group has demonstrated the first application of lactic acid as a green solvent for multi-component reactions (MCR) with several advantages like reusability of the reaction medium, high efficiency, easy isolation of products, etc.⁴⁵ Impressed by the above work, we have carried out the oxidation reaction in lactic acid and pleased to see the quick and clean conversion of 4-chlorophenylboronic acid into 4-chlorophenol in good yield (Table 1, entry 11). Encouraged, we have further studied the oxidation of various functionalized arylboronic acids not only in lactic acid, but also in acetic acid in order to compare the efficiency of the reaction mediums. The results obtained are summarized in Table 2.

**Table 2.** Oxidation of various functionalized arylboronic acids in lactic acid and acetic acid.^a

 2a (5 min, 95%) ^b (15 min, 95%) ^c	 2b (5 min, 93%) ^b (15 min, 95%) ^c	 2c (5 min, 94%) ^b (15 min, 96%) ^c	 2d (5 min, 90%) ^b (15 min, 95%) ^c	 2e (5 min, 95%) ^b (15 min, 93%) ^c
 2f (10 min, 95%) ^b (30 min, 95%) ^c	 2g (5 min, 93%) ^b (15 min, 95%) ^c	 2h (5 min, 96%) ^b (20 min, 93%) ^c	 2i (5 min, 93%) ^b (20 min, 97%) ^c	 2j (30 min, 94%) ^b (60 min, 94%) ^c
 2k (10 min, 91%) ^b (30 min, 95%) ^c	 2l (5 min, 92%) ^b (30 min, 94%) ^c	 2m (5 min, 92%) ^b (30 min, 92%) ^c	 2n (5 min, 95%) ^b (15 min, 95%) ^c	 2o (15 min, 93%) ^b (30 min, 90%) ^c
 2p (10 min, 94%) ^b (30 min, 96%) ^c	 2q (15 min, 94%) ^b (30 min, 91%) ^c	 2r (10 min, 95%) ^{b,d} (30 min, 95%) ^{c,d}	 2s (10 min, 95%) ^b (30 min, 95%) ^c	

^aReaction conditions: Substrate (0.5 mmol), Solvent (1 mL), H₂O₂ (1.0 equiv.), stirred at RT; Isolated yield is shown in the table.^bLactic acid is used as solvent. ^cAcetic acid is used as solvent. ^d1,4-phenylenediboronic acid is used as a substrate with 2.5 equiv. H₂O₂.

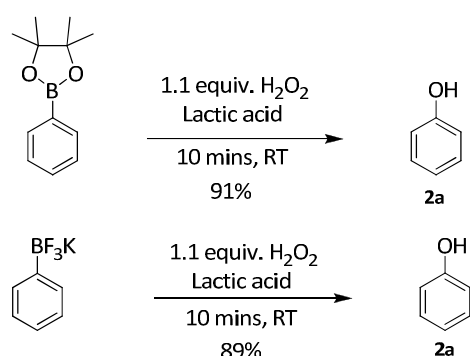
The un-substituted arylboronic acids such as phenylboronic acid, and α , β -naphthylboronic acids were converted into corresponding phenol and naphthols (Table 2, **2a-2c**) within 5 minutes in lactic acid

while acetic acid required about 15 minutes. Nevertheless, both solvents gave the desired products in excellent yield. Subsequently, the oxidation of methoxy, methyl, ethyl, tertia

COMMUNICATION

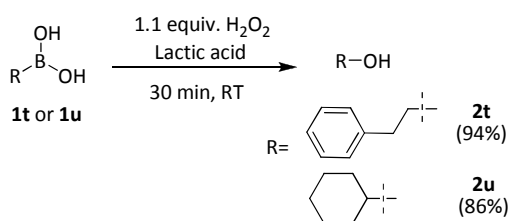
Journal Name

butyl, phenyl, nitro, fluoro, chloro and iodo substituted phenylboronic acids were tested in order to establish a general applicability of this methodology in complex synthesis (Table 2, **1d-1q**). All these substrates underwent *ipso*-hydroxylation smoothly irrespective of electronic properties of the arylboronic acids and desired products were obtained up to 97% yield (Table 2, **2d-2q**). Similarly, 1,4-phenylenediboronic acid was oxidized to hydroquinone in quantitative yield with 2.5 equivalent of hydrogen peroxide (Table 2, **2r**). Further to extend the scope of this methodology, oxidation of 4-acetyl phenylboronic acid (a substrate which can undergo Baeyer-Villiger oxidation) was examined in both lactic acid and acetic acid medium. Remarkably, ketone functional group was found to be very stable during the oxidation and gave 4-acetyl phenol in 95% yield in both solvents (Table 2, **2s**). Over all, lactic acid was found to be very efficient solvent medium for the oxidative *ipso*-hydroxylation reaction when compared with acetic acid.



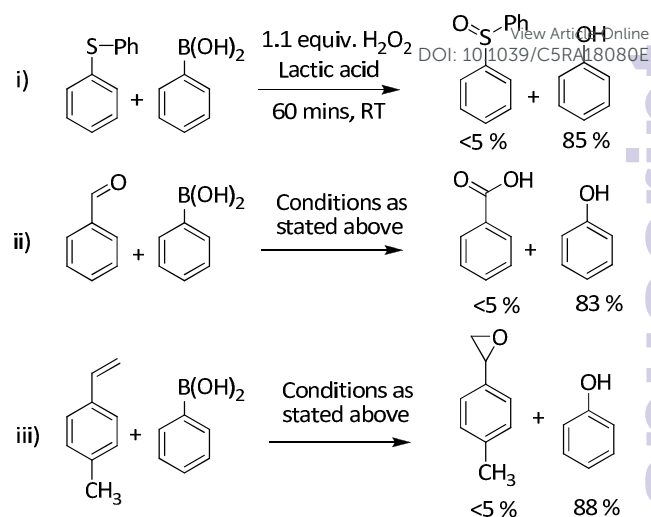
Scheme 2. Oxidation of phenylboronic acid pinacol ester and potassium phenyltrifluoroborate in lactic acid.

Similar to arylboronic acids, other surrogates such as phenylboronic acid pinacol ester and potassium phenyltrifluoroborate were successfully converted to phenol in a short time (Scheme 2). In addition, alkylboronic acids such as 2-phenylethylboronic acid (**1t**) and cyclohexylboronic acid (**1u**) were oxidized to corresponding alcohols in good yields with equal efficiency (Scheme 3).



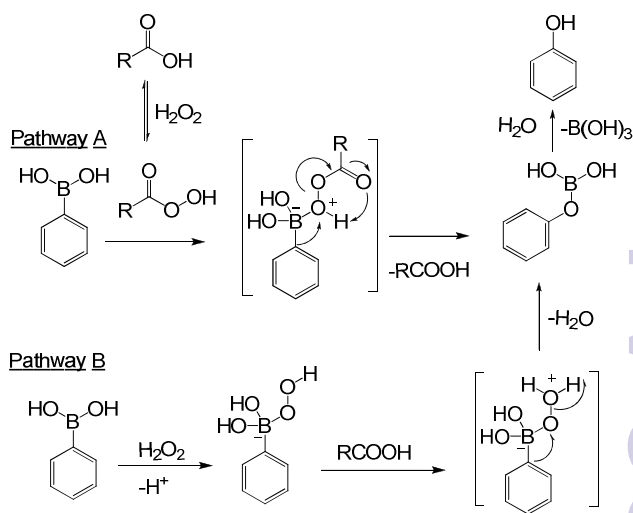
Scheme 3. Oxidation of alkylboronic acids with hydrogen peroxide in lactic acid.

Further, to test the functional group tolerance, a series of competition experiments were conducted between phenylboronic acids and oxidation susceptible functional groups. The study reveals that sulfide, aldehyde and olefin functional groups are tolerated under the reaction condition while phenylboronic acid was selectively converted into phenol (Scheme 4).



Scheme 4. Oxidation of various sensitive functional groups with lactic acid.

Although the exact mechanism of the reaction is unclear, two possible mechanistic pathways (**A** and **B**) are shown in Scheme 5. According to pathway **A**, the first step would be the formation of peracid (peracetic/perlactic acid) which is generally known as more reactive species than simple hydrogen peroxide.⁴⁶ The resulted peracid reacts with arylboronic acid to provide boronate ester which is further hydrolyzed to phenol and boric acid in the presence of water (Scheme 5, **A**).³⁷ On the other hand, the oxidation may involve the electrophilic attack of the hydrogen peroxide on boron followed by protonation of the peroxide by the acetic acid or lactic acid.²⁸ Subsequent migration of the aryl group from boron to oxygen generates boronate ester which is further hydrolyzed to phenol by water (Scheme 5, **B**). However, we believe that the acidity of the reaction medium would play an important role in the oxidation reaction. Because, lactic acid (pKa: 3.7) is relatively more acidic than acetic acid (pKa: 4.7) and it could be a reason for the enhanced activity of lactic acid over acetic acid.



Scheme 5. Two different mechanistic pathways (**A** and **B**) for the oxidation reaction.

By considering the environmental impacts, the use of many traditional organic solvents in chemical production should be avoided or at least should be replaced with greener alternatives. However, so far there is no universal green solvent that can be used in all situations and therefore search for "green solvents" is still ongoing. In this direction, we have demonstrated here the application of lactic acid as a bio based green solvent for the catalyst free oxidation of arylboronic acids into phenols with aqueous hydrogen peroxide. The electron donating and withdrawing functional groups substituted arylboronic acids underwent oxidative *ipso*-hydroxylation smoothly and yielded corresponding phenols in high yield. Remarkably, the oxidation-sensitive functional groups such as sulphide, ketone, aldehyde and olefin are tolerated under the reaction condition which shows the broad scope of the methodology. This study reveals that lactic acid can be used not only for acid catalyzed reactions,⁴⁵ but also to the selective oxidation reactions. More importantly, the efficiency of lactic acid is found to be equal or even slightly better than acetic acid and therefore acetic acid can be efficiently replaced by lactic acid in organic synthesis. However, significant research is still needed to assess the complete credentials and short comings of lactic acid in organic synthesis in which our group is currently engaged.

Acknowledgements

J.K gratefully acknowledges IIT (BHU) for the start-up research grant. S.G and P.C acknowledges IIT (BHU) for a research fellowship. J.K thanks to Dr. K. Murugan (Yung Shin, Taiwan) for a helpful discussion during the manuscript preparation. J.K also acknowledges Prof. V. Srivastava (IIT BHU) for a helpful discussion during the course of experiments. J.K thanks to Dr. V. Ganesan and Dr. V. K. Tiwari (Department of Chemistry, Banaras Hindu University) for providing some laboratory facilities.

Notes and references

1. C. Reichardt and T. Welton, *Solvents and solvent effects in organic chemistry*, WILEY-VCH Verlag GmbH & Co. KGaA, Weinheim, 2011.
2. M. B. Gawande, V. D. Bonifacio, R. Luque, P. S. Branco and R. S. Varma, *Chem. Soc. Rev.*, 2013, **42**, 5522-5551.
3. B. Yu, A. H. Liu, L. N. He, B. Li, Z. F. Diao and Y. N. Li, *Green Chem.*, 2012, **14**, 957-962.
4. C. Capello, U. Fischer and K. Hungerbühler, *Green Chem.*, 2007, **9**, 927-934.
5. P. G. Jessop, *Green Chem.*, 2011, **13**, 1391-1398.
6. R. A. Sheldon, *Green Chem.*, 2005, **7**, 267-278.
7. K. Shanab, C. Neudorfer, E. Schirmer and H. Spreitzer, *Curr. Org. Chem.*, 2013, **17**, 1179-1187.
8. P. Anastas and N. Eghbali, *Chem. Soc. Rev.*, 2010, **39**, 301-312.
9. C. J. Li and B. M. Trost, *Proc. Natl. Acad. Sci. USA*, 2008, **105**, 13197-13202.
10. (a) Y. Gu and F. Jerome, *Chem. Soc. Rev.*, 2013, **42**, 9550-9570. (b) C. Estévez, Sustainable Solutions - Green Solvents for Chemistry. In: R. Höfer, ed., Sustainable Solutions for Modern Economies, RSC Green Chem. No. 4, Cambridge : RSC Publ.; (2009) pp. 407-424.
11. L. Moity, M. Durand, A. Benazzouz, C. Pierlot, V. Molinier and J. M. Aubry, *Green Chem.*, 2012, **14**, 1132-1145.
12. D. Reinhardt, F. Ilgen, D. Kralisch, B. König and G. Kreisel, *Green Chem.*, 2008, **10**, 1170-1181.
13. J. I. Garcia, H. Garcia-Marin and E. Pires, *Green Chem.*, 2014, **16**, 1007-1033. DOI: 10.1039/C5RA18080E
14. Y. L. Gu and F. Jerome, *Green Chem.*, 2010, **12**, 1127-1138.
15. Q. H. Zhang, K. D. Vigier, S. Royer and F. Jerome, *Chem. Soc. Rev.*, 2012, **41**, 7108-7146.
16. N. Clavaguera, J. Saurina, J. Lheritier, J. Masse, A. Chauvet and M. T. ClavagueraMora, *Thermochim. Acta*, 1997, **290**, 173-180.
17. A. P. Abbott, R. C. Harris, K. S. Ryder, C. D'Agostino, L. F. Gladden and M. D. Mantle, *Green Chem.*, 2011, **13**, 82-90.
18. C. Russ and B. König, *Green Chem.*, 2012, **14**, 2969-2982.
19. L. V. B. Burlando, L. Cornara, and E. Bottini-Massa, *Herbal Principles in Cosmetics: Properties and Mechanisms of Action*, CRC Press, Taylor and Francis Group, LLC, 2010.
20. N. Balasundram, K. Sundram and S. Samman, *Food Chem.*, 2006, **99**, 191-203.
21. L. Pilato, *React. Funct. Polym.*, 2013, **73**, 270-277.
22. J. E. O'Connell and P. F. Fox, *Int. Dairy J.*, 2001, **11**, 103-120.
23. R. James and J. B. Glen, *J. Med. Chem.*, 1980, **23**, 1350-1357.
24. J. H. P. Tyman, *Synthetic and Natural Phenols*, Elsevier, New York, 1996.
25. Z. Rappoport, *The chemistry of phenols*, John Wiley & Sons Ltd, 2013.
26. D. G. Hall, *Boronic Acids: Preparation, Applications in Organic Synthesis and Medicine*, Wiley-VCH, 2006.
27. A. Mahanta, P. Adhikari, U. Bora and A. J. Thakur, *Tetrahedron Lett.*, 2015, **56**, 1780-1783.
28. N. Mulakayala, Ismail, K. M. Kumar, R. K. Rapolu, B. Kandagatla, P. Rao, S. Oruganti and M. Pal, *Tetrahedron Lett.*, 2012, **53**, 6004-6007.
29. T. Begum, A. Gogoi, P. K. Gogoi and U. Bora, *Tetrahedron Lett.*, 2015, **56**, 95-97.
30. B. A. Dar, P. Bhatti, A. P. Singh, A. Lazar, P. R. Sharma, M. Sharma and B. Singh, *Appl. Catal. A Gen.*, 2013, **466**, 60-67.
31. K. Hosoi, Y. Kuriyama, S. Inagi and T. Fuchigami, *Chem. Commun.*, 2010, **46**, 1284-1286.
32. H. L. Qj, D. S. Chen, J. S. Ye and J. M. Huang, *J. Org. Chem.*, 2013, **78**, 7482-7487.
33. J. M. Xu, X. Y. Wang, C. W. Shao, D. Y. Su, G. L. Cheng and Y. F. Hu, *Org. Lett.*, 2010, **12**, 1964-1967.
34. C. Zhu, R. Wang and J. R. Falck, *Org. Lett.*, 2012, **14**, 3494-3497.
35. A. Gogoi and U. Bora, *Synlett*, 2012, 1079-1081.
36. N. Chatterjee and A. Goswami, *Tetrahedron Lett.*, 2015, **56**, 1524-1527.
37. D-S. Chen and J-M. Huang, *Synlett*, 2013, **24**, 499-501.
38. Y. Q. Zou, J. R. Chen, X. P. Liu, L. Q. Lu, R. L. Davis, K. A. Jørgensen and W. J. Xiao, *Angew. Chem. Int. Ed. Engl.*, 2012, **51**, 784-788.
39. V. H. Agreda, *Acetic Acid and its Derivatives*, CRC Press 1992.
40. (a) N. Yoneda, S. Kusano, M. Yasui, P. Pujado, and S. Wilch, *Appl. Catal. A Gen.*, 2001, **221**, 253-265. (b) K. Sano, H. Uchida and S. Wakabayashi, *Catal. Surv. Jpn.*, 1999, **3**, 55-60.
41. Bio-based acetic acid as vinegar has been made since the dawn of civilization and the industrial production of bio-based acetic acid is a fixed component in alcoholic fermentation. See: (a) M. J. Taherzadeh, C. Niklasson and J. Lidén, Acetic acid—friend or foe in anaerobic batch conversion of glucose to ethanol by *Saccharomyces cerevisiae*? *Chem. Eng. Sci.*, 1997, **52**, 2653-2659. (b) P. J. J. Wild, Biomass Pyrolysis for Hybrid Biorefineries. In: A. Pandey, R. Höfer, M. Taherzadeh, K. M. Nampoothiri and ...

Larroche (Edts), *Industrial Biorefineries and White Biotechnology*, Amsterdam, Oxford, Waltham : Elsevier (2015) pp. 341-368.

42. Om V. Singh and S. P. Harvey, *Sustainable Biotechnology: Sources of Renewable Energy*, Springer 2010.
43. P. Maki-Arvela, I. L. Simakova, T. Salmi and D. Y. Murzin, *Chem. Rev.*, 2014, **114**, 1909–1971.
44. A share of global Lactic acid is produced synthetically. See: NIIR Board, *Biotechnology Handbook*, Dehli : Asia Pacific Business Press (2003). An approximate price comparison between acetic acid and lactic acid: lactic acid => 1.100 to 1.300 \$/mto; acetic acid => 500 \$/mto (Source: www.alibaba.com)
45. J. Yang, J. N. Tan and Y. L. Gu, *Green Chem.*, 2012, **14**, 3304-3317.
46. (a) C. W. Jones, *Applications of Hydrogen Peroxide and Derivatives*, RSC., Cambridge, 1999. (b) B. Rangarajan, A. Havey, E. Grulke, and P. D. Culnan, *J. Am. Oil Chem. Soc.*, 1995, **72**, 1161-1169.

View Article Online
DOI: 10.1039/C5RA18080E

RSC Advances Accepted Manuscript