

Fast Heck–Cassar–Sonogashira (HCS) Reactions in Green Solvents

L. Ferrazzano, G. Martelli,^{*,▽} T. Fantoni, A. Daka, D. Corbisiero, A. Viola, A. Ricci, W. Cabri,^{*,▽} and A. Tolomelli



Cite This: <https://dx.doi.org/10.1021/acs.orglett.0c01269>



Read Online

ACCESS |



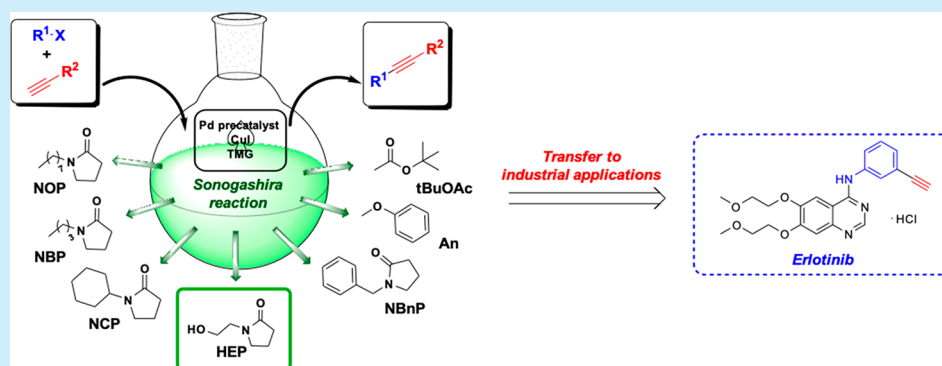
Metrics & More



Article Recommendations



Supporting Information



ABSTRACT: The replacement of toxic solvents with greener alternatives in Heck–Cassar–Sonogashira (HCS) cross-couplings was investigated. The fine-tuning of the HCS protocol allowed to achieve complete conversions and high speed under mild conditions. *N*-Hydroxyethylpyrrolidone (HEP) gave the best results. Moreover, the methodology was successfully applied to the synthesis of an intermediate of the anticancer drug Erlotinib, demonstrating the versatility of the new green protocol.

Palladium-catalyzed cross-coupling reactions currently represent privileged methodologies for the C–C bond formation.^{1,2} Among them, the reaction between the *sp*² carbon of an aryl halide and the *sp* carbon of an alkyne allows the installation of a triple bond on the aromatic ring, opening access to subsequent transformations.

The reaction was independently reported in 1975 by Sonogashira³ as Pd(0)/Cu(I) catalyzed cross-coupling and by Heck⁴ and Cassar⁵ as a copper-free procedure. Since then, the Heck–Cassar–Sonogashira (HCS) reaction was successfully applied for industrial production. Several studies have investigated the influence of leaving groups, palladium ligands, cocatalyst, and bases.⁶

The greenness of industrial processes to preserve the environment and to ensure health and safety of workers has evolved from an ethic approach to an inescapable necessity.⁷ Solvents represent the main source of waste in chemical industrial processes, constituting, on average, 80–90% of the total process mass.⁸ Their selection is critical in Pd-catalyzed cross-couplings, because of the influence on the coordination sphere of the metals, the stability of the catalyst, the equilibrium, and the rate and selectivity of the reaction.⁹

In the last decades, almost 40% of the published HCS reactions were performed in *N,N*-dimethylformamide (DMF),¹⁰ which is well-known as a highly reprotoxic solvent, is classified as a substance of very high concern (SVHC), and is a potential source of *N*-dimethylnitrosamine.¹¹ Other solvents

also have been used, such as tetrahydrofuran (THF), dimethylsulfoxide (DMSO), 1,4-dioxane, toluene, dimethoxyethane (DME), and amines, even if not representing real greener alternatives.⁹ Alcohols and aqueous systems,¹² ionic liquids,¹³ and bio-based solvents such as dimethylisobutylidene, ¹⁴ γ -valerolactone,¹⁵ and Cyrene¹⁰ also were investigated.

DMF has been successfully replaced in many processes by *N*-methylpyrrolidone (NMP), which displays a similar polarity profile. However, NMP has limitations, because of the potential development of toxic metabolites, such as oxidized derivatives and formaldehyde.¹⁶

Longer *N*-alkylpyrrolidones may offer novel opportunities, since their metabolites are less toxic than formaldehyde and related compounds typically deriving from *N*-Me oxidation in DMF and NMP. Their lower toxicity allowed their use as surfactants and their addition in cosmetic formulations.¹⁷

Among them, *N*-butylpyrrolidone (NBP) has been already successfully used in Heck and Suzuki cross-couplings,¹⁸ while less attention has been paid to pyrrolidones with longer alkyl chains (*N*-octylpyrrolidone (NOP), *N*-benzylpyrrolidone

Received: April 10, 2020

(NBnP), *N*-cyclohexylpyrrolidone (NCP)), and to *N*-hydroxyethylpyrrolidone (HEP). In addition, anisole and *tert*-butyl acetate (tBuOAc) have been included, since they are sustainable dipolar aprotic solvents.^{19,20}

The target of this study is the identification of protocols for fast and efficient HCS reactions under mild conditions, using green solvents. We selected the model reaction between iodobenzene **1a** and phenylacetylene **2a**, in the presence of Pd(PPh₃)₂Cl₂ and CuI at 30 °C to test the efficiency of new greener solvents, by screening several parameters (see Scheme 1 and Table 1).²¹ A high-performance liquid chromatography–

Scheme 1. HCS Model Reaction in Green Solvents

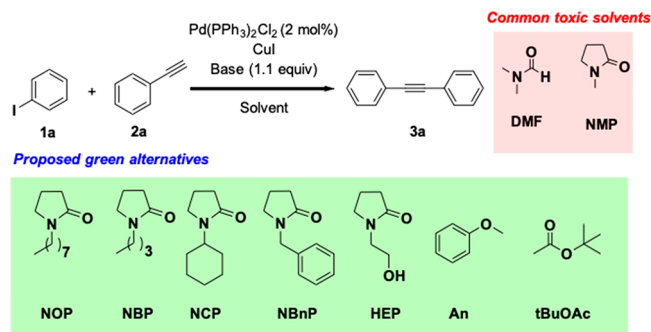


Table 1. HCS Model Reaction Screening

	solvent	2a [equiv]	base	CuI [mol %]	time [h]	conversion [%] (yield [%]) ^a
1	DMF	1.05	TEA	4	1	90
2	Cyrene	1.05	TEA	4	1	91
3	NMP	1.05	TEA	4	1	86
4	HEP	1.05	TEA	4	1	96 (90)
5	NBnP	1.05	TEA	4	1	83
6	NCP	1.05	TEA	4	1	66
7	NBP	1.05	TEA	4	1	65
8	NOP	1.05	TEA	4	1	72
9	An	1.05	TEA	4	1	86
10	tBuOAc	1.05	TEA	4	1	92
11	NOP	1.5	TEA	4	1	92
12	NOP	1.05	TMG	4	0.5	>99 (92)
13	NOP	1.05	TMG	1	0.5	>99 (93)
14	NBP	1.05	TMG	1	0.5	95 (90)
15	NBnP	1.05	TMG	1	0.5	>99 (90)
16	NCP	1.05	TMG	1	0.5	>99 (94)
17	HEP	1.05	TMG	1	0.5	>99 (97) ^b
18	An	1.5	TMG	1	0.5	>99 (94)
19	tBuOAc	1.5	TMG	1	0.5	>99 (95)
20	HEP	1.05	TEA	—	1	49
21	HEP	1.05	TMG	—	1	9

^aConversion monitored at HPLC-UV at 210 nm. The product was isolated only when conversion was >95%. ^bThis reaction was also performed in 10 mmol scale with similar results.

ultraviolet (HPLC-UV) signal at 210 nm was used to follow the transformation of the reagents to diphenylacetylene **3a**.²² The reactions were stopped when no further evolution in time was observed. DMF and Cyrene experiments were performed as reference reactions and compared with literature data.¹⁰ Under the selected conditions, all of the solvents did not afford complete conversion (Table 1, entries 1–10). HEP gave promising results, allowing 96% conversion (Table 1, entry 4).

The incomplete conversion in all the reactions reported above is mainly due to the competing side reaction of alkyne homocoupling.

One of the worst performing solvents, NOP, was used to optimize the reaction conditions in further experiments. An excess of **2a** increased the conversion to 92% (Table 1, entry 11). Nevertheless, the strongest effect was observed when the reaction was performed by using *N,N,N,N*-tetramethyl guanidine (TMG) in place of the most commonly used TEA. Under these conditions, the reaction complete conversion was achieved within only 30 min, even in the presence of 1% copper co-catalyst (Table 1, entries 12 and 13). No excess of **2a** was required, since the acceleration of the HCS reaction won the competition with the homocoupling. These conditions were successfully applied to all of the other green solvents (Table 1, entries 14–19) affording **3a** in 90%–95% isolated yield. Copper-free conditions were also attempted but did not afford satisfactory results (Table 1, entries 20 and 21). HEP allowed an easy recovery of **3a** (97%), because of the complete migration of this solvent in water during the workup. This reaction was also performed on 10 mmol scale, with comparable results, in order to verify HEP recovery. Distillation of the HEP/water phase afforded the pyrrolidone in >90% yield. The E factor is comparable to the one achievable in DMF. However, HEP is a nontoxic solvent,²³ manageable at high temperatures and easily removable by a simple workup as reported above. Furthermore, HEP can be potentially very inexpensive, being an intermediate in the green synthesis of *N*-vinylpyrrolidone from biogenic acids.²⁴

The reaction was extended to substituted aryl iodides and acetylenes (see Scheme 2 and Table 2). For each couple of substrates, the mildest conditions to reach complete conversion were investigated, starting from the best conditions identified in the model reaction between **1a** and **2a**. Thus, all of the reactions were performed in HEP, using Pd(PPh₃)₂Cl₂ (2 mol %) as a precatalyst, copper iodide (1 mmol %), and TMG (1.1 equiv) (see Scheme 2). The results are reported in Table 2.

The presence of electron-withdrawing and electron-donating groups and the nature of the aromatic ring of the iodide (**1b**–**1g**) did not affect reactivity, since all tested reagents displayed complete conversions to **3b**–**3g** at 30 °C in 30 min (Table 2, entries 1–6).

In contrast, the transformation of differently substituted acetylenes required to modify the reaction conditions, mainly as a consequence of a variable tendency to afford homodimerization. The cross-coupling of 2-methyl-3-butyne-2-ol **2h** with **1a** afforded complete conversion to **3h** under the standard conditions in 1 h (see Table 2, entry 7). In a similar way, 3-dimethylamino-1-propyne **2i** and 3-phenyl-1-propyne **2j** reacted with **1a** at 30 °C to give **3i** and **3j** in 1 h and 30 min, respectively (see Table 2, entries 8 and 9). In both cases, an excess of acetylene reagent (1.5 equiv) was required to reach >99% conversion.

Propargyl alcohol **2k** and 1-hexyne **2l** showed a lower reactivity and the increase of reaction temperature to 50 °C, together with an excess of reagent, was required. Under these conditions, products **3k** and **3l** were obtained in 30 min and 1 h, respectively (see Table 2, entries 10 and 11). Moving from iodides to aryl bromides, stronger reaction conditions were needed.

Using the best protocol reported in Table 1, entry 17, bromobenzene **4a** did not react (see Table 3, entry 1).

Scheme 2. HCS Reaction on Substituted Reagents in HEP

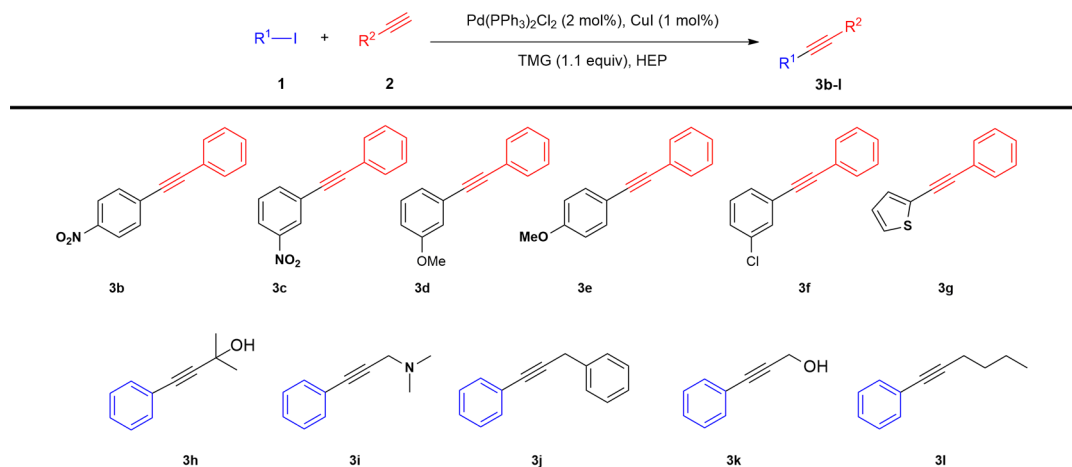


Table 2. Screening of HSC Reaction Conditions with Substituted Reagents

entry	1	2	amount [equiv]	temperature, <i>T</i> [°C]	time [h]	conversion [%] ^a (yield [%])	product
1	4-nitroiodobenzene, 1b	phenylacetylene, 2a	1.05	30	0.5	>99 (96)	3b
2	3-nitroiodobenzene, 1c	phenylacetylene, 2a	1.05	30	0.5	>99 (95)	3c
3	3-methoxyiodobenzene, 1d	phenylacetylene, 2a	1.05	30	0.5	>99 (98)	3d
4	4-methoxyiodobenzene, 1e	phenylacetylene, 2a	1.05	30	0.5	>99 (98)	3e
5	3-chloroiodobenzene, 1f	phenylacetylene, 2a	1.05	30	0.5	>99 (95)	3f
6	2-iodothiophene, 1g	phenylacetylene, 2a	1.05	30	0.5	>99 (98)	3g
7	iodobenzene, 1a	2-methyl-3-butyne-2-ol, 2h	1.05	30	1	>99 (94)	3h
8	iodobenzene, 1a	3-dimethylamino-1-propyne, 2i	1.5	30	1	>99 (96)	3i
9	iodobenzene, 1a	3-phenyl-1-propyne, 2j	1.5	30	0.5	>99 (98)	3j
10	iodobenzene, 1a	propargyl alcohol, 2k	1.5	50	0.5	>99 (95)	3k
11	iodobenzene, 1a	1-hexyne, 2l	1.5	50	1	>99 (95)	3l

^aConversion monitored at HPLC-UV at 210 nm.

Table 3. Optimization of Reaction Conditions on Aryl Bromide Substrates

entry	aryl bromide	alkyne [equiv]	Pd precatalyst	L	CuI [mol %]	temperature, <i>T</i> [°C]	t [h]	product	conversion [%] (yield [%]) ^a
1	4a	2a (1.05)	Pd(PPh ₃) ₂ Cl ₂	—	1	30	21	3a	—
2	4a	2a (3)	Pd(PPh ₃) ₂ Cl ₂	—	1	60	21	3a	91
3	4a	2a (3)	Pd(PPh ₃) ₂ Cl ₂	—	—	60	14	3a	>99 ^b (93)
4	4a	2a (3)	Pd(ACN) ₂ Cl ₂	Xphos	1	60	2	3a	>99 (95)
5	4a	2a (3)	Pd(ACN) ₂ Cl ₂	Xphos	—	60	2	3a	>99 (95)
6	4a	2a (3)	Pd(DPPF)Cl ₂	—	1	60	7	3a	25
7	4a	2a (3)	Pd(DPPF)Cl ₂	—	—	60	7	3a	98 (95)
8	4b	2h (3)	Pd(PPh ₃) ₂ Cl ₂	—	1	60	22	5b	50
9	4b	2h (3)	Pd(PPh ₃) ₂ Cl ₂	—	—	60	22	5b	95 (80) ^c
10	4b	2h (3)	Pd(ACN) ₂ Cl ₂	Xphos	1	80	22	5b	17
11	4b	2h (3)	Pd(ACN) ₂ Cl ₂	Xphos	—	60	14	5b	>99 (85) ^c
12	4b	2h (3)	Pd(DPPF)Cl ₂	—	1	80	22	5b	86
13	4b	2h (3)	Pd(DPPF)Cl ₂	—	—	60	3	5b	>99 (86) ^c

^aConversion monitored at HPLC-UV at 210 nm. The product was isolated only when conversion was >95%. ^bConversion was 94% after 7 h. ^cYield was calculated after telescoping transformation to 6b.

Satisfactory conversion could be observed after 21 h at 60 °C with an excess of 2a in the presence of copper (Table 3, entry 2). The copper-free protocol allowed complete conversion to be attained within 14 h (see Table 3, entry 3).

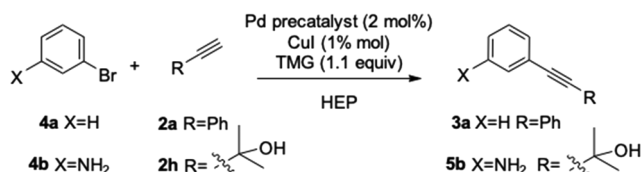
To increase the reaction speed, the inexpensive Pd(PPh₃)₂Cl₂ had to be replaced by Pd(ACN)₂Cl₂/Xphos or Pd(DPPF)Cl₂.

Since its first use in HCS reactions in 2003 by Gelman and Buchwald,²⁵ Pd catalyst containing Xphos ligand has been

reported to give extraordinary results in several applications. Complete conversion of 4a into 3a was obtained within 2 h with Pd(ACN)₂Cl₂/Xphos, with or without copper (Table 3, entries 4 and 5). The use of Pd(DPPF)Cl₂²⁶ did not produce comparable results, since 98% conversion was observed in the Heck-Cassar copper-free reaction only after 7 h (Table 3, entry 7), while the presence of the copper co-catalyst completely inhibited the reaction (Table 3, entry 6).²⁵ In order to have a further demonstration of the general applicability of our

procedure, we selected an industrially relevant process requiring a Sonogashira reaction step (Scheme 3).

Scheme 3. HCS Reaction on Aryl Bromides 4a and 4b

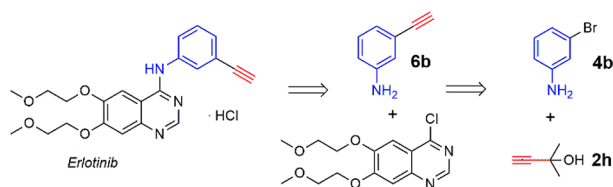


As an example, the synthesis of an intermediate of the pharmacologically active molecule Erlotinib resulted in being suitable for our scope.

Erlotinib hydrochloride is an oral antitumor drug²⁷ that acts by reversibly and selectively inhibiting epidermal growth factor receptor (EGFR) type 1 tyrosine kinase activity in many types of human cancers affecting lung, pancreas, ovary, kidney, stomach, liver, and breast tissue.

The industrial process for its production (Scheme 4),²⁸ requires a Sonogashira reaction to convert 3-bromoaniline 4b

Scheme 4. Retrosynthetic Approach to the Synthesis of Erlotinib



to 3-ethynylaniline 6b. Thus, the reaction between 4b and 2-methyl-3-butyn-2-ol 2h in HEP was studied. As reported in Table 3, the Pd(ACN)₂Cl₂/Xphos catalytic system allowed to achieve complete conversion to the intermediate 5b only after 14 h without CuI (Table 3, entry 11). The comparison of entries 5 and 11 in Table 3 shows a decreased efficiency of the Pd catalyst in the presence of the aniline fragment.

The best catalytic system for the reaction of 4b resulted in being Pd(DPPF)Cl₂ under copper-free HC conditions, which allowed complete conversion to be attained within 3 h (Table 3, entry 13). As already reported by Buckwald at high temperature, the copper co-catalyst favors the aryl alkyne oligomerization.²⁵

Intermediate 5b was not isolated and directly transformed under telescoping conditions with toluene/NaOH into 6b.²⁹

In summary, several green solvents have been tested to replace toxic DMF and *N*-methylpyrrolidone (NMP) in the HCS cross-coupling between aryl halides and substituted acetylenes.

N-hydroxyethyl pyrrolidone (HEP) has been shown to be the most suitable candidate, allowing one to find mild conditions for poorly reactive alkynes and aryl bromides. The versatility of the solvent is particularly important when complex molecules are synthesized via multistep procedures. The excellent results obtained in the synthesis of an intermediate of the drug Erlotinib encourage in the application of HEP on a large scale.

■ ASSOCIATED CONTENT

Supporting Information

The Supporting Information is available free of charge on the ACS Publications Web site. (file pdf) The Supporting Information is available free of charge at <https://pubs.acs.org/doi/10.1021/acs.orglett.0c01269>.

General procedures; HPLC-UV chromatograms; characterization of known compounds; relative response factor calculation; the complete screening of conditions (Table 1S) (PDF)

■ AUTHOR INFORMATION

Corresponding Authors

G. Martelli – Department of Chemistry “G. Ciamician”, Alma Mater Studiorum—University of Bologna, 40126 Bologna, Italy; Email: giulia.martelli8@unibo.it

W. Cabri – Department of Chemistry “G. Ciamician”, Alma Mater Studiorum—University of Bologna, 40126 Bologna, Italy; Fresenius Kabi iPSUM Srl, I&D, 45010 Villadose (RO), Italy; orcid.org/0000-0001-7865-0474; Email: walter.cabri@unibo.it

Authors

L. Ferrazzano – Department of Chemistry “G. Ciamician”, Alma Mater Studiorum—University of Bologna, 40126 Bologna, Italy; orcid.org/0000-0002-7083-2211

T. Fantoni – Department of Chemistry “G. Ciamician”, Alma Mater Studiorum—University of Bologna, 40126 Bologna, Italy

A. Daka – Department of Chemistry “G. Ciamician”, Alma Mater Studiorum—University of Bologna, 40126 Bologna, Italy

D. Corbisiero – Department of Chemistry “G. Ciamician”, Alma Mater Studiorum—University of Bologna, 40126 Bologna, Italy

A. Viola – Fresenius Kabi iPSUM Srl, I&D, 45010 Villadose (RO), Italy

A. Ricci – Fresenius Kabi iPSUM Srl, I&D, 45010 Villadose (RO), Italy

A. Tolomelli – Department of Chemistry “G. Ciamician”, Alma Mater Studiorum—University of Bologna, 40126 Bologna, Italy

Complete contact information is available at: <https://pubs.acs.org/10.1021/acs.orglett.0c01269>

Author Contributions

[▽]These authors contributed equally to the design and development of the research.

Author Contributions

The manuscript was written through contributions of all authors that have given approval to the final version of the manuscript.

Notes

The authors declare no competing financial interest.

■ ACKNOWLEDGMENTS

This work has been developed within a collaborative project between University of Bologna and Fresenius Kabi iPSUM Srl, which are kindly acknowledged for financial support. We thank also Consorzio Interuniversitario Nazionale “Metodologie e

Processi Innovativi di Sintesi" (CINMPIS) for a fellowship to G.M.

REFERENCES

- (1) (a) Johansson Seechurn, C. C.; Kitching, M. O.; Colacot, T. J.; Snieckus, V. Palladium-Catalyzed Cross-Coupling: A Historical Contextual Perspective to the 2010 Nobel Prize. *Angew. Chem., Int. Ed.* **2012**, *51*, 5062–5085. (b) Mpungose, P. P.; Vundla, Z. P.; Maguire, G. E. M.; Friedrich, H. B. The Current Status of Heterogeneous Palladium Catalysed Heck and Suzuki Cross-Coupling Reactions. *Molecules* **2018**, *23*, 1676. (c) Biffis, A.; Centomo, P.; Del Zotto, A.; Zecca, M. *Chem. Rev.* **2018**, *118*, 2249–2295.
- (2) (a) Hayler, J. D.; Leahy, D. K.; Simmons, E. M. A Pharmaceutical Industry Perspective on Sustainable Metal Catalysis. *Organometallics* **2019**, *38*, 36–46. (b) Budarin, V. L.; Shuttleworth, P. S.; Clark, J. H.; Luque, R. Industrial Applications of C-C Coupling Reactions. *Curr. Org. Synth.* **2010**, *7*, 614–627. (c) Torborg, C.; Beller, M. Recent Applications of Palladium-Catalyzed Coupling Reactions in the Pharmaceutical, Agrochemical, and Fine Chemical Industries. *Adv. Synth. Catal.* **2009**, *351*, 3027–3043.
- (3) Sonogashira, K.; Tohda, Y.; Hagihara, N. A convenient synthesis of acetylenes: catalytic substitutions of acetylenic hydrogen with bromoalkenes, iodoarenes and bromopyridines. *Tetrahedron Lett.* **1975**, *16*, 4467–4470.
- (4) Dieck, H. A.; Heck, F. R. Palladium catalyzed synthesis of aryl, heterocyclic and vinylic acetylene derivatives. *J. Organomet. Chem.* **1975**, *93*, 259–263.
- (5) Cassar, L. Synthesis of aryl- and vinyl-substituted acetylene derivatives by the use of nickel and palladium complexes. *J. Organomet. Chem.* **1975**, *93*, 253–257.
- (6) (a) Schilz, M.; Plenio, H. A Guide to Sonogashira Cross-Coupling Reactions: The Influence of Substituents in Aryl Bromides, Acetylenes, and Phosphines. *J. Org. Chem.* **2012**, *77*, 2798–2807. (b) Chinchilla, R.; Najera, C. Recent advances in Sonogashira reactions. *Chem. Soc. Rev.* **2011**, *40*, 5084–5121.
- (7) Veleva, V. R.; Cue, B. W.; Todorova, S. Benchmarking Green Chemistry Adoption by the Global Pharmaceutical Supply Chain. *ACS Sustainable Chem. Eng.* **2018**, *6*, 2–14.
- (8) Clarke, C. J.; Tu, W.; Levers, O.; Bröhl, A.; Hallett, J. P. Green and Sustainable Solvents in Chemical Processes. *Chem. Rev.* **2018**, *118*, 747–800.
- (9) Sherwood, J.; Clark, J. H.; Fairlamb, I. J. S.; Slattery, J. M. Solvent effects in palladium catalysed cross-coupling reactions. *Green Chem.* **2019**, *21*, 2164–2213.
- (10) Wilson, K. L.; Kennedy, A. R.; Murray, J.; Greatrex, B.; Jamieson, C.; Watson, A. J. B. Scope and limitations of a DMF bio-alternative within Sonogashira cross-coupling and Cacchi-type annulation. *Beilstein J. Org. Chem.* **2016**, *12*, 2005–2011.
- (11) (a) Saillenfait, A. M.; Payan, J. P.; Beydon, D.; Fabry, J. P.; Langonne, I.; Sabate, J. P.; Gallissot, F. Assessment of the Developmental Toxicity, Metabolism, and Placental Transfer of *N,N*-Dimethylformamide Administered to Pregnant Rats. *Toxicol. Sci.* **1997**, *39*, 33–43. (b) Scherf-Clavel, O.; Kinzig, M.; Besa, A.; Schreiber, A.; Bidmon, C.; Abdel-Tawab, M.; Wohlfart, J.; Sörgel, F.; Holzgrabe, U. The contamination of valsartan and other sartans, Part 2: Untargeted screening reveals contamination with amides additionally to known nitrosamine impurities. *J. Pharm. Biomed. Anal.* **2019**, *172*, 278–284. (c) The bad reputation of DMF at industrial level is also related to the easy formation of dimethylamine and in several drugs of genotoxic nitroasamine. See: https://www.ema.europa.eu/en/documents/variation-report/sartans-article-31-referral-chmp-assessment-report_en.pdf.
- (12) Herve, G.; Len, C. Heck and Sonogashira couplings in aqueous media – application to unprotected nucleosides and nucleotides. *Sustainable Chem. Processes* **2015**, *3*, 3.
- (13) Reddy, A. S.; Laali, K. K. Sonogashira cross-coupling in a designer ionic liquid (IL) without copper, external base, or additive, and with recycling and reuse of the IL. *Tetrahedron Lett.* **2015**, *56*, 4807–4810.
- (14) Wilson, K. L.; Murray, J.; Sneddon, H. F.; Jamieson, C.; Watson, A. J. B. Dimethylisobornide (DMI) as a Bio-Derived Solvent for Pd-Catalyzed Cross-Coupling Reactions. *Synlett* **2018**, *29*, 2293–2297.
- (15) Strappaveccia, G.; Luciani, L.; Bartollini, E.; Marrocchi, A.; Pizzo, F.; Vaccaro, L. γ -Valerolactone as an alternative biomass-derived medium for the Sonogashira reaction. *Green Chem.* **2015**, *17*, 1071–1076.
- (16) ECHA; available via the Internet at: <https://echa.europa.eu/it/registration-dossier/-/registered-dossier/15493/7/3/3>.
- (17) Yoneto, K.; Ghanem, A. H.; Higuchi, W. I.; Peck, K. D.; Li, S. K. Mechanistic Studies of the 1-Alkyl-2-pyrrolidones as Skin Permeation Enhancers. *J. Pharm. Sci.* **1995**, *84*, 312–317.
- (18) Sherwood, J.; Parker, H. L.; Moonen, K.; Farmer, T. J.; Hunt, A. J. *N*-Butylpyrrolidinone as a dipolar aprotic solvent for organic synthesis. *Green Chem.* **2016**, *18*, 3990–3996.
- (19) Ferrazzano, L.; Corbisiero, D.; Martelli, G.; Tolomelli, A.; Viola, A.; Ricci, A.; Cabri, W. Green Solvent Mixtures for Solid-Phase Peptide Synthesis: A Dimethylformamide-Free Highly Efficient Synthesis of Pharmaceutical-Grade Peptides. *ACS Sustainable Chem. Eng.* **2019**, *7*, 12867–12877.
- (20) Alder, C. M.; Hayler, J. D.; Henderson, R. K.; Redman, A. M.; Shukla, L.; Shuster, L. E.; Sneddon, H. F. Updating and further expanding GSK's solvent sustainability guide. *Green Chem.* **2016**, *18*, 3879–3890.
- (21) Data for the complete screening are reported in Table S1 in the Supporting Information.
- (22) Relative response factors (RRFs) have been used for the conversion calculation. Data are reported in the Supporting Information.
- (23) <https://echa.europa.eu/substance-information/-/substanceinfo/100.020.328>.
- (24) Haus, M. O.; Louven, Y.; Palkovits, R. Extending the chemical product tree: a novel value chain for the production of *N*-vinyl-2-pyrrolidones from biogenic acids. *Green Chem.* **2019**, *21*, 6268–6276.
- (25) Gelman, D.; Buchwald, S. L. Efficient palladium-catalyzed coupling of aryl chlorides and tosylates with terminal alkynes: use of a copper cocatalyst inhibits the reaction. *Angew. Chem., Int. Ed.* **2003**, *42*, 5993–5996.
- (26) Moon, J.; Jeong, M.; Nam, H.; Ju, J.; Moon, J. H.; Jung, H. M.; Lee, S. One-Pot Synthesis of Diarylalkynes Using Palladium-Catalyzed Sonogashira Reaction and Decarboxylative Coupling of *sp* Carbon and *sp*² Carbon. *Org. Lett.* **2008**, *10*, 945–948.
- (27) Sorbera, L. A.; Castaner, J.; Silvestre, J. S.; Bayes, M. Erlotinib hydrochloride - Oncolytic - EGF receptor inhibitor. *Drugs Future* **2002**, *27*, 923–934.
- (28) (a) Cabri, W.; Oldani, E. U.S. Patent No. 5,902,902, 1999. (b) Tucker, C. E.; de Vries, J. G. Homogeneous catalysis for the production of fine chemicals. Palladium- and nickel-catalysed aromatic carbon-carbon bond formation. *Top. Catal.* **2002**, *19*, 111–118. (c) Caporale, A.; Tartaglia, S.; Castellin, A.; De Lucchi, O. Practical synthesis of aryl-2-methyl-3-butyn-2-ols from aryl bromides via conventional and decarboxylative copper-free Sonogashira coupling reactions. *Beilstein J. Org. Chem.* **2014**, *10*, 384–393.
- (29) Onopchenko, A.; Sabourin, E. T.; Selwitz, C. M. *J. Org. Chem.* **1979**, *44*, 1233–1236.