

Stereochemical aspects and the synthetic scope of the $S_{\text{H}}\text{i}$ at the sulfur atom. Preparation of enantiopure 3-substituted 2,3-dihydro-1,2-benzisothiazole 1-oxides and 1,1-dioxides†

José A. Fernández-Salas, M. Mercedes Rodríguez-Fernández,* M. Carmen Maestro* and José L. García-Ruano

Cite this: *Chem. Commun.*, 2014, 50, 6046

Received 11th March 2014,
Accepted 17th April 2014

DOI: 10.1039/c4cc01831a

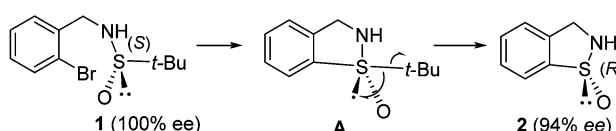
www.rsc.org/chemcomm

Intramolecular homolytic substitution ($S_{\text{H}}\text{i}$) on the sulfur atom at acyclic *N*-(*o*-bromobenzyl)sulfinamides takes place with a complete inversion of the configuration and provides an excellent tool to connect *N*-*tert*-butanesulfinylimines with enantiopure 3-substituted benzo-fused sulfinamides (1,2-benzisothiazoline 1-oxides) and the related pharmacologically relevant sulfonamides.

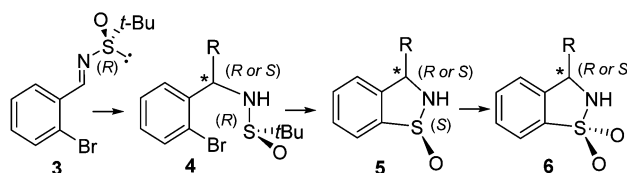
Intramolecular homolytic substitution ($S_{\text{H}}\text{i}$) reactions have been successfully used to prepare heterocyclic systems.¹ Those involving the sulfur atom have a special relevance because of the synthetic and pharmacological usefulness of sulfinamides² and sulfonamides.³ One of the most interesting reactions in this field is the cyclization of *o*-bromoaryl sulfinamide **1** into the corresponding cyclic sulfinamide **2** under radical conditions⁴ (Scheme 1a), mainly due to its stereochemical course and the possibility of using **2** as a precursor of chiral sulfonamides. Concerning the first aspect, the inversion of the sulfur configuration at **1** was assumed on the basis of the behavior of sulfoxides⁵ and sulfonates,⁶ but it was not unambiguously proven (the absolute configuration of **2** was never established). ROBH and HLYP/6-31++G(d,p) calculations suggest this inversion to occur *via* hypervalent intermediates^{7,8} (**A** in Scheme 1a), susceptible of giving pseudorotation processes prior to its dissociation. It would explain the slight racemization observed in the formation of **2** (94% ee) from optically pure **1**.⁶ On the other hand, the synthetic interest of the $S_{\text{H}}\text{i}$ reaction to prepare unsubstituted benzosulfinamides and benzosulfonamides (Scheme 1a) is rather low, because it only provides products lacking of substituents at the benzylic position. In contrast, C-3 substitution is synthetically important since it is present at compounds exhibiting pharmacological activity (often associated with the absolute configuration at C-3⁹) or valuable as chiral auxiliaries.¹⁰

At this point, we reasoned that a general method to obtain enantiomerically pure sulfinamides **5** and sulfonamides **6**,

a) $S_{\text{H}}\text{i}$ reaction. Mechanistic proposals (References 4–8)



b) This work



Scheme 1 Antecedents of $S_{\text{H}}\text{i}$ reaction at the sulfur atom and the goal of this work.

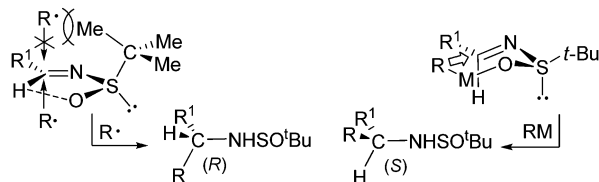
bearing substituents at C-3, would be that indicated in Scheme 1b, starting from the *N*-*tert*-butanesulfinylimine **3**. It can be transformed with a complete control of the stereoselectivity into **4**,^{2b,11} which would evolve into **5** under radical reaction conditions. As additional interest, the use of **4** as starting materials in $S_{\text{H}}\text{i}$ reactions would provide unequivocal evidence of their stereochemical course (inversion or retention), due to the diastereomeric character of the obtained sulfinamides **5**. Moreover, substituents at C-3 could slow down the pseudorotation process in hypervalent structures, thus avoiding the observed racemization. The synthetic sequence shown in Scheme 1b represents an interesting alternative to the methods used in the preparation of benzosultams **6** so far, mainly based on the chemical manipulation of saccharin.¹²

In this paper, we report the synthesis of the enantiomerically pure acyclic *o*-bromophenylsulfinamides **4** from the corresponding *N*-*tert*-butanesulfinylimine **3** and the results obtained in their radical cyclization to form 3-substituted benzo-fused sulfinamides **5** and their further oxidation into the related sulfonamides **6** (Scheme 1b).

Acyclic sulfinamides **4** with *R* and *S* configuration at the benzylic carbon¹³ were prepared from (*R*)-*N*-*tert*-butanesulfinylimine **3** using reactions with a different stereochemical course.

Departamento de Química Orgánica, Universidad Autónoma de Madrid, 28049-Cantoblanco, Madrid, Spain. E-mail: mercedes.rodriguez@uam.es, carmen.maestro@uam.es

† Electronic supplementary information (ESI) available. CCDC 984456. For ESI and crystallographic data in CIF or other electronic format see DOI: 10.1039/c4cc01831a



Scheme 2 Stereochemical course of nucleophilic and radical additions to *N*-tert-butanesulfinylimines.

Nucleophilic additions of organometallic reagents, involving intramolecular transfer of the organyl residues from intermediate species with the metal associated to the sulfinyl oxygen,¹⁴ provide different diastereoisomers to those resulting in the radical additions,^{11,15} which are intermolecular processes with the reagent approaching to the less hindered face of **3** adopting its most stable conformation (Scheme 2).

The results obtained in the synthesis of sulfinamides **4a-i** are reported in Table 1. Alkyl residues (Et, *i*Pr, Cy, and *t*-Bu) were introduced with very good yields and complete control of the configuration (>99% de) from alkyl iodides under radical conditions^{11,16} ($\text{Et}_3\text{B}/\text{O}_2$ in the presence of Bu_3SnH and Lewis acid activation) to attain sulfinamides (*R,R_S*)-**4a-d** (Table 1, entries 1–4).

Sulfinamides (*S,R_S*)-**4** with the opposite configuration at the benzylic carbon (**4g** and **4i** have *R,R_S* configuration because the prelation order of the groups) were obtained with different nucleophiles. Grignard reagents were used for introducing Ph (**4e**), 3-TBSOCH₂C₆H₄ (**4f**), and CH₂SiPhMe₂ (**4g**) groups in a highly stereoselectivity manner (entries 5–7), whereas the Reformatsky reagent allowed us to insert the *tert*-butyl bromoacetate residue present in **4h** (entry 8). Finally, *N*-sulfinyl α -aminonitrile **4i** was obtained under Strecker reaction conditions (entry 9). Configurations assigned in Table 1 to **4a-i** are based on the well established stereochemical course of the different reactions used in their preparation, confirmed by chemical correlation (see ESI†).

Table 1 Synthesis of sulfinamides **4**

Entry	Reagent	Compound ^a (yield %)	dr ^b	^c
1	EtI-Et ₃ B/O ₂ ^d	4a (80)	> 99 : 1	<i>R,R_S</i>
2	<i>i</i> PrI-Et ₃ B/O ₂ ^d	4b (91)	> 99 : 1	<i>R,R_S</i>
3	CyI-Et ₃ B/O ₂ ^d	4c (90)	> 99 : 1	<i>R,R_S</i>
4	<i>t</i> BuI-Et ₃ B/O ₂ ^d	4d (75)	> 99 : 1	<i>R,R_S</i>
5	PhMgBr	4e (90)	92 : 8	<i>S,R_S</i>
6	3-TBSOCH ₂ C ₆ H ₄ MgBr	4f (93)	95 : 5	<i>S,R_S</i>
7	Me ₂ PhSiCH ₂ MgCl	4g (94)	> 99 : 1	<i>R,R_S</i>
8	<i>t</i> BuO ₂ CCH ₂ ZnBr	4h (97)	> 99 : 1	<i>S,R_S</i>
9	TMSCN/Y(OTf) ₃	4i (90)	96 : 4	<i>R,R_S</i>

^a Isolated yield. ^b Determined by ¹H NMR. ^c Absolute configuration.

^d In the presence of BF₃·OEt₂-Bu₃SnH (see ESI).

Table 2 Homolytic cyclization of sulfinamides **4**

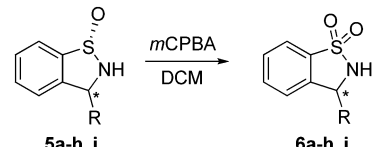
Entry	R	Yield ^a (%)	de ^b (°)
1	Et (4a)	78 (5a)	> 98 (<i>R,S_S</i>)
2	<i>i</i> Pr (4b)	96 (5b)	> 98 ^d (<i>R,S_S</i>)
3	Cy (4c)	76 (5c)	> 98 (<i>R,S_S</i>)
4	<i>t</i> Bu (4d)	74 (5d)	> 98 (<i>R,S_S</i>)
5	Ph (4e)	76 (5e)	> 98 (<i>S,S_S</i>)
6	3-TBSOCH ₂ C ₆ H ₄ (4f)	86 (5f)	> 98 (<i>S,S_S</i>)
7	CH ₂ SiPhMe ₂ (4g)	66 (5g)	> 98 (<i>R,S_S</i>)
8	CH ₂ CO ₂ <i>t</i> Bu (4h)	73 (5h)	> 98 (<i>S,S_S</i>)
9	CN (4i)	—	—
10	CH ₂ NHBOC (4j)	78 (5j)	> 98 (<i>R,S_S</i>)

^a Isolated yield. ^b Determined by ¹H NMR. ^c Configuration. ^d 99% ee; Determined by HPLC analysis.

Homolytic cyclizations of compounds **4** were performed in refluxing toluene in the presence of AIBN and Bu₃SnH. The chiral cyclic 3-substituted benzo-fused sulfinamides **5** were obtained in good yields with complete stereocontrol (Table 2). The presence of functional groups like OTBS (**4f**), SiR₃ (**4g**) and even CO₂*t*Bu (**4h**) has not any influence on the reaction course (entries 6–8), whereas the reaction of **4i** (entry 9) was unsuccessful because the intramolecular addition of the *ortho* aryl radical to the CN group (*5-endo-dig*)¹⁷ is faster. Reduction of the CN group at **4i** with BH₃, and further protection of the resulting amino group, gives the sulfinamide **4j** (entry 10), which satisfactorily evolves into the cyclic sulfinamide **5j** under radical conditions.¹⁸

The absolute configuration of benzo-fused sulfinamide **5b** was established as (*R,S_S*) by X-ray diffraction studies.¹⁹ Taking into account the (*R,R_S*) configuration of the precursor **4b**, we can unequivocally state that the S_Hi has taken place with a complete inversion of the configuration at the sulfur atom. The exclusive formation of only one diastereoisomer indicates that cyclization occurs with complete inversion, regardless of the carbon configuration of the starting sulfinamide (Table 2). This result constitutes the first experimental evidence supporting this assertion. On the other hand, the absence of epimerization in the reactions reported in Table 2 contrasts with the slight racemization observed in the conversion of the unsubstituted compound **1** into **2** shown in Scheme 1a, attributed to a pseudorotation process at intermediate **A**. This fact suggests that the presence of substituents at C-3 slowed down or hindered the pseudorotation, probably due to steric factors.

Once it was established that S_Hi of the acyclic sulfinamides provides an excellent method to prepare enantiopure cyclic sulfinamides **5a-h,j**, we studied their oxidation with *m*CPBA (it preserves the configuration at C-3) in order to obtain benzosultams **6a-h,j**, with the results indicated in Table 3. Almost quantitative yields were obtained in all cases and the optical purity and the configurational assignment of these compounds were confirmed by comparison of their [α]_D values with those previously reported. Compound **6j** can

Table 3 Synthesis of benzo-fused sulfonamides **6**


Entry	R	Yield (%)
1	Et (5a)	98, (<i>R</i>)- 6a
2	iPr (5b)	96, (<i>R</i>)- 6b
3	Cy (5c)	98, (<i>R</i>)- 6c
4	<i>t</i> Bu (5d)	97, (<i>R</i>)- 6d
5	Ph (5e)	90, (<i>S</i>)- 6e
6	3-TBSOCH ₂ C ₆ H ₄ (5f)	91, (<i>S</i>)- 6f
7	CH ₂ SiPhMe ₂ (5g)	92, (<i>R</i>)- 6g
8	CH ₂ CO ₂ <i>t</i> Bu (5h)	90, (<i>S</i>)- 6h
9	CH ₂ NHBOC (5j)	99, (<i>R</i>)- 6j

be easily deprotected into the 3-aminomethyl derivative **6k**, potentially useful as a coordinating ligand (see ESI†).

At this point, the comparison of our method to obtain enantiopure benzosulfonamides (three steps from *N*-*tert*-butanesulfinylimine **3**, Scheme 1b) with the mostly used procedure so far, consisting of the addition of organometallic reagents to saccharin, followed by catalytic asymmetric reduction, with hydrogen (usually requiring autoclave) or hydrogen transfer reagents (affording rather moderated ee with 3-aryl derivatives) is interesting. Fixing the attention on the pharmacologically important²⁰ and enantiomerically pure compounds **6e**, **6f** and **6h**, they were, respectively, prepared from **3** in 62%, 73% and 64% overall yields, whereas 63% (**6e**),^{9b,21} 47% (**6f**),^{9b,21a} and 25% (**6h**)^{12c} yields were obtained starting from saccharin. These data suggest that our procedure constitutes a valuable alternative to prepare 3-substituted benzosultams **6**.

In summary, we describe a very efficient method to obtain enantiopure 3-substituted benzosulfinamides **5** and sulfonamides **6** from *N*-*tert*-butanesulfinylimines **3**. Moreover, we have unequivocally established that the S_Hi reactions occur with complete inversion of the sulfur configuration and that the presence of α -substituents in *ortho*-bromobenzyl sulfinamides **4** precludes the racemization at the sulfur atom, thus providing enantiopure 3-substituted cyclic benzosulfinamides **5**.

The Spanish Government (grant CTQ2012-35957) and Comunidad de Madrid (CCG08-UAM/PPQ-4151; S2009/PPQ1634) are gratefully acknowledged. J. A. F.-S. thanks Comunidad de Madrid for a predoctoral contract.

References

- S. H. Kyne and C. H. Schiesser, Intramolecular Homolytic Substitutions in Synthesis, in *Encyclopedia of Radicals in Chemistry, Biology and Materials*, ed. C. Chatgililoglu and A. Studer, Online Wiley, 2012, and references cited therein.
- (a) C. H. Senanayake, Z. Han and D. Krishnamurthy, in *Organosulfur Chemistry in Asymmetric Synthesis*, ed. T. Toru and C. Bolm, Wiley-VCH, Weinheim, 2008, p. 233; (b) M. T. Robak, M. A. Herbage and J. A. Ellman, *Chem. Rev.*, 2010, **110**, 3600.
- (a) A. K. Kalgutkar, R. Jones and A. Sawant, in *Metabolism, Pharmacokinetics and Toxicity of Functional Groups*, ed. D. A. Smith, RSC Publishing, Cambridge, 2010, p. 210; (b) K. C. Majumdar and S. Mondal, *Chem. Rev.*, 2011, **111**, 7749; (c) Z. Liu and Y. Takeuchi, *Heterocycles*, 2002, **56**, 693.
- J. Coulomb, V. Certal, L. Fensterbank, E. Lacôte and M. Malacria, *Angew. Chem., Int. Ed.*, 2006, **45**, 633.
- A. L. J. Beckwith and D. R. Boate, *J. Chem. Soc., Chem. Commun.*, 1986, 189.
- J. Coulomb, V. Certal, M. H. Larrauffie, C. Ollivier, J. P. Corbet, G. Mignani, L. Fensterbank, E. Lacôte and M. Malacria, *Chem. – Eur. J.*, 2009, **15**, 10225.
- S. H. Kyne, H. M. Aitken, C. H. Schiesser, E. Lacôte, M. Malacria, C. Ollivier and L. Fensterbank, *Org. Biomol. Chem.*, 2011, **9**, 3331.
- H. M. Aiken, A. N. Hancock and C. H. Schiesser, *Chem. Commun.*, 2012, **48**, 8326.
- (a) L. N. Tumey, M. J. Robarge, E. Gleason, J. Song, S. M. Murphy, G. Ekema, C. Doucette, D. Hanniford, M. Palmer, G. Pawlowski, J. Danzig, M. Loftus, K. Hunady, B. Sherf, R. W. Mays, A. Stricker-Krongrad, K. R. Brunden, Y. L. Bennani and J. J. Harrington, *Bioorg. Med. Chem. Lett.*, 2010, **20**, 3287; (b) J. Mao and D. C. Baker, *US Pat.*, 6,458,962 B1, 2003; (c) A. Jirgensons, G. Leitis, I. Kalvinsh, D. Robinson, P. Finn and N. Khan, *Patent Appl.*, WO 2008142376 A1, 2008.
- (a) W. Oppolzer, M. Wills, C. Starkemann and G. Bernardinelli, *Tetrahedron Lett.*, 1990, **31**, 4117; (b) K. H. Ahn, C. Ham, S. K. Kim and C. W. Cho, *J. Org. Chem.*, 1997, **62**, 7047.
- J. A. Fernández-Salas, M. C. Maestro, M. M. Rodríguez-Fernández, J. L. García-Ruano and I. Alonso, *Org. Lett.*, 2013, **15**, 1658.
- For the asymmetric synthesis of 3-substituted benzosultams see: (a) K. H. Ahn, H.-H. Baek, S. J. Lee and C.-W. Cho, *J. Org. Chem.*, 2000, **65**, 7690 and references cited therein; (b) M. Seppelt and D. Enders, *Synlett*, 2011, 402 and references cited therein; (c) C. B. Yu, K. Gao, D. S. Wang, L. Shi and Y. G. Zhou, *Chem. Commun.*, 2011, **47**, 5052; (d) M. Ichinose, H. Suematsu, Y. Yasutomi, Y. Nishioka, T. Uchida and T. Katsuki, *Angew. Chem., Int. Ed.*, 2011, **50**, 9884.
- The possible existence of matched and mismatched pairs of reagents in S_Hi reactions, determined the need of exploring the behavior of both diastereoisomers.
- (a) N. Plobeck and D. Powell, *Tetrahedron: Asymmetry*, 2002, **13**, 303; (b) K. Brinner, B. Doughan and D. J. Poon, *Synlett*, 2009, 991.
- (a) T. Akindele, K.-I. Yamada, T. Sejima, M. Maekawa, Y. Yamamoto, M. Nakano and K. Tomioka, *Chem. Pharm. Bull.*, 2010, **58**, 265; For a intramolecular process see: (b) E. M. Rochette, W. Lewis, A. G. Dossetter and R. A. Stockman, *Chem. Commun.*, 2013, **49**, 9395.
- A detailed discussion about the preparation of these and other *o*-substituted sulfinamides from *N*-sulfinylimines under radical conditions will be reported in due course.
- (a) The ¹H NMR spectrum of the obtained compound is compatible with the *N*-(1*H*-indol-3-yl)-2-methylpropane-2-sulfinamide; (b) A. Beaume, C. Courillon, E. Derat and M. Malacria, *Chem. – Eur. J.*, 2008, **14**, 1238.
- All the attempts to carry out the synthesis of benzosulfinamide **5b** from sulfinimine **3** as a one-pot procedure, failed.
- CCDC 984456 contains the supplementary crystallographic data for compound **5b**.
- N*-methylated derivatives of **6e** and **6f** have anti-HIV activity.
- (a) C.-B. Yu, D. W. Wang and Y. G. Zhou, *J. Org. Chem.*, 2009, **74**, 5633; (b) T. Nishimura, A. Noishiki, G. C. Tsui and T. Hayashi, *J. Am. Chem. Soc.*, 2012, **134**, 5056.