



Cite this: *RSC Adv.*, 2020, 10, 35681

Received 28th July 2020  
Accepted 14th September 2020

DOI: 10.1039/d0ra06537d

rsc.li/rsc-advances

# Gold(III) promoted formation of dihydroquinazolinones: double X–H activation by gold†

Veerabhushanam Kadiyala,<sup>ab</sup> Perla Bharath Kumar,<sup>ab</sup> Komalla Sunil,<sup>ab</sup>  
Chittala Emmaniel Raju,<sup>ab</sup> Balasubramanian Sridhar<sup>c</sup> and Galla V. Karunakar<sup>id</sup> \*<sup>ab</sup>

An efficient 2-furyl gold–carbene promoted synthetic method was developed for the formation of dihydroquinazolinones from enynones by dual insertion of anthranilamides. In this organic transformation a new C–O and two C–N bond formations occurred and dihydroquinazolinones were obtained with a quaternary centre in moderate to very good yields in one-pot synthesis.

## Introduction

Nitrogen-containing heterocyclic molecules<sup>1</sup> such as quinazolinones have gained much attention due to their wide range of biological and pharmacological applications.<sup>2</sup> Dihydroquinazolinone derivatives like fenquizon, and quinethazone<sup>4</sup> are drugs for edema and hypertension. It was reported that bouchardatine exhibits antiobesity activity,<sup>5</sup> and penipand C exhibits tobacco mosaic virus inhibition<sup>6</sup> (Fig. 1). Further, substituted dihydroquinazolinone derivatives displayed significant cytotoxic activity.<sup>7</sup>

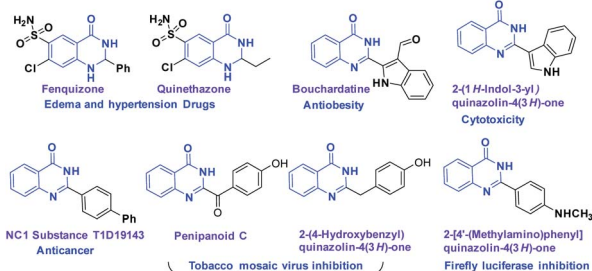


Fig. 1 Selected examples of important molecules containing dihydroquinazolinone core skeleton.

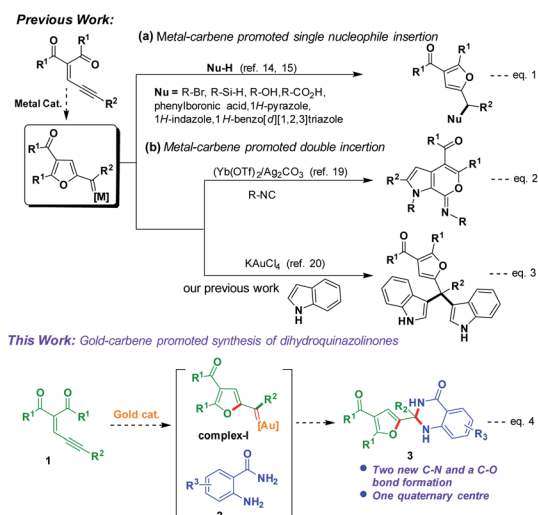
<sup>a</sup>Fluoro and Agrochemicals Department, CSIR-Indian Institute of Chemical Technology, Hyderabad, 500007, India. E-mail: gallavk@iict.res.in

<sup>b</sup>Academy of Scientific and Innovative Research, Ghaziabad, 201002, India

<sup>c</sup>Center for X-ray Crystallography, CSIR-Indian Institute of Chemical Technology, Hyderabad, 500007, India

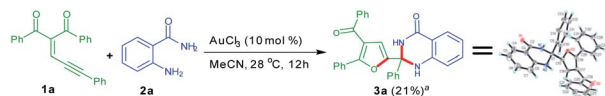
† Electronic supplementary information (ESI) available: Experimental details, <sup>1</sup>H, <sup>13</sup>C NMR spectra and mass for the compounds. CCDC 1863534 (3a) and 1898773 (5). For ESI and crystallographic data in CIF or other electronic format see DOI: 10.1039/d0ra06537d

Hence, the development of new synthetic methods for the formation of dihydroquinazolinones is a limitless frontier. Cooperative catalysis<sup>8</sup> has been established as a handy tool for the synthesis of several biologically valuable molecules and different procedures were reported for the synthesis of dihydroquinazolinone derivatives.<sup>9</sup> Exploration of gold-catalyzed<sup>10</sup> organic transformations has attracted much attention in recent years due to their broad functional group tolerance and selectivity for the formation of valuable heterocyclic molecules in one-pot reaction conditions.<sup>11</sup> The recent literature indicating that exploitation of enynal/enynone has recognised as good donor or donor–donor carbene precursors for C–H/X–H insertion and cyclopropanation reactions.<sup>12</sup> Several reports are available for synthesis of substituted furans from enynones in presence of metal catalysts *via* a 5-*exo*-dig cyclization.<sup>13</sup>



Scheme 1 Synthetic transformations of enynones.





Scheme 2 Reaction of enynone (**1a**) with anthranilamides (**2a**) for formation of **3a**<sup>a</sup> [CCDC 1863534].<sup>22</sup>

The reaction mechanism was proposed *via* (2-furyl) metal-carbene<sup>14</sup> intermediate would react with one nucleophile<sup>15</sup> to produce addition products (Scheme 1, eqn (1)). López and Vicente co-workers reported a method for synthesis of functionalized furans from enynones in the presence of zinc catalyst.<sup>16</sup> Recently, Zhu *et al.* developed metal carbene promoted method for synthesis of vinyl-substituted dihydroindoles.<sup>17</sup> Hashmi and co-workers studied the stabilization effects of gold carbene complexes.<sup>18</sup>

Double insertion of isocyanides to enynones produced pyrrole-fused heterocyclic molecules *via* (2-furyl) metal-carbene

intermediate was reported by Jia and Li co-workers (Scheme 1, eqn (2)).<sup>19</sup> Very recently, we have reported formation of tetraarylmethane derivatives by reaction of enynones with indoles *via* (2-furyl) gold-carbene intermediate (Scheme 1, eqn (3)).<sup>20</sup> Our current research<sup>21</sup> efforts focused to explore the reactivity of enynones under gold catalysis. We envisioned that reaction of enynones (**1**) in the presence of gold-catalyst would produce gold-carbene complex-I, which would react with anthranilamide (**2**) may give corresponding dihydroquinazolinone derivative **3** (Scheme 1, eqn (4)).

## Results and discussion

Accordingly, we have conducted an experiment by using substrates **1a** and **2a** in the presence of AuCl<sub>3</sub> (Scheme 2). Very interestingly, 21% yield of the corresponding product 2-(4-benzoyl-5-phenylfuran-2-yl)-2-phenyl-2,3-dihydroquinazolin-4(1H)-one **3a** was observed. The product **3a** was further

Table 1 Optimization of the reaction conditions<sup>a</sup>

Entry	Catalyst (mol %)	Solvent	Temp (°C)	Time (h)	Yield <sup>b</sup> (%)	
					<b>3a</b>	<b>3a'</b>
1	[Au(JohnPhos)(MeCN)][SbF <sub>6</sub> ](10)	MeCN	28	12	45	48
2	(C <sub>20</sub> H <sub>15</sub> AuF <sub>6</sub> NO <sub>4</sub> PS <sub>2</sub> ) <sub>2</sub> C <sub>7</sub> H <sub>8</sub> (10)	MeCN	28	12	46	43
3	AuBr <sub>3</sub> (10)	MeCN	28	12	42	—
4	KAuCl <sub>4</sub> (10)	MeCN	28	12	35	—
5	IPrAuCl (10)	MeCN	100	12	cm <sup>c</sup>	—
6	AuClPPH <sub>3</sub> (10)	MeCN	70	24	32	—
7	AuClPPH <sub>3</sub> (10), Selectfluor (20)	MeCN	70	24	30	—
8	IPrAuCl (10), Selectfluor (20)	MeCN	70	24	cm <sup>c</sup>	—
9	KAuCl <sub>4</sub> (10), Selectfluor (20)	MeCN	70	24	49	—
10	AuCl <sub>3</sub> (10), Selectfluor (20)	MeCN	70	24	48	—
11	KAuCl <sub>4</sub> (10), K <sub>2</sub> S <sub>2</sub> O <sub>8</sub> (20)	MeCN	28	14	49	—
12	KAuCl <sub>4</sub> (10), CF <sub>3</sub> COOH (1 eq.)	MeCN	28	14	cm <sup>c</sup>	—
13	KAuCl <sub>4</sub> (10), Cu(OAc) <sub>2</sub> (20)	MeCN	28	14	40	—
14	KAuCl <sub>4</sub> (10), K <sub>2</sub> CO <sub>3</sub> (1 eq.)	MeCN	28	14	45	—
15	KAuCl <sub>4</sub> (10), Py N-oxide (1.2 eq.)	MeCN	28	14	10	—
16	KAuCl <sub>4</sub> (10), PhI(OAc) <sub>2</sub> (1.5 eq.)	MeCN	28	14	20	—
17	<b>KAuCl<sub>4</sub> (10), FeCl<sub>3</sub> (2.0 eq.)</b>	<b>MeCN</b>	<b>80</b>	<b>05</b>	<b>81</b>	<b>11</b>
18	FeCl <sub>3</sub> (2.0 eq.)	MeCN	80	12	20	6
19	KAuCl <sub>4</sub> (10), FeCl <sub>3</sub> (2.0 eq.)	Toluene	80	12	20	32
20	KAuCl <sub>4</sub> (10), FeCl <sub>3</sub> (2.0 eq.)	MeOH	80	12	30	35
21	KAuCl <sub>4</sub> (10), FeCl <sub>3</sub> (2.0 eq.)	THF	80	12	48	20
22	KAuCl <sub>4</sub> (10), FeCl <sub>3</sub> (2.0 eq.)	DMF	80	12	46	25
23	KAuCl <sub>4</sub> (10), FeCl <sub>3</sub> (2.0 eq.)	DCE	80	12	41	28
24	KAuCl <sub>4</sub> (5), FeCl <sub>3</sub> (1.0 eq.)	MeCN	80	12	52	21
25	KAuCl <sub>4</sub> (7), FeCl <sub>3</sub> (1.5 eq.)	MeCN	80	08	58	18
26 <sup>d</sup>	AgSbF <sub>6</sub> (10)	MeCN	80	48	12	8
27 <sup>d</sup>	AuCl <sub>3</sub> (10)	MeCN	80	36	47	—

<sup>a</sup> Reaction conditions: all reactions were carried out under nitrogen atmosphere with **1a** (0.15 mmol), and **2a** (0.225 mmol) and solvent (2 mL) in oil bath. <sup>b</sup> Yields are for isolated products; eq.: equivalent. <sup>c</sup> cm: complex mixture. <sup>d</sup> Entries 26 and 27 were conducted without FeCl<sub>3</sub>.<sup>23</sup>



Table 2 Scope of substituted dihydroquinazolinones (**3**)<sup>a</sup>

Entry	Substrate (1)	Substrate (2)	Product (3)	Yield (%) <sup>b</sup>
1				81
2				76
3				72
4				68
5				75
6				74
7				71
8				37
9				41
10				39
11				43

<sup>a</sup> Reaction conditions: all reactions were carried out at 80 °C under nitrogen atmosphere with **1** (1.0 equiv.), and **2a** (1.5 equiv.) in the presence of KAuCl<sub>4</sub> (10 mol%), FeCl<sub>3</sub> (2.0 equiv.) and solvent (3 mL) in oil bath; yields are for isolated products.

confirmed by single crystal X-ray analysis.<sup>22</sup> It is noteworthy that in this organic transformation two C–N bonds were formed by dual insertion of anthranilamide with a quaternary centre. This interesting observation encouraged us to optimize this reaction to get the better yields of the product **3a**.

Gold(i) catalysts were screened with the substrates **1a** with **2a** to produce moderate yields of **3a** along with **3a'** (Table 1, entries 1 and 2). Whereas when experiments were conducted in the

presence of AuBr<sub>3</sub> and KAuCl<sub>4</sub> moderate yields of product **3a** was observed (Table 1, entries 3 and 4). Complex mixture was obtained while reaction was performed in the presence of IPrAuCl (Table 1, entry 5). In the presence of AuClPPh<sub>3</sub>, poor yields of desired product **3a** was found (Table 1, entry 6). Then reactions were conducted by utilizing gold catalysts in combination of selectfluor (Table 1, entries 7–10), yields of desired product **3a** was not improved. Reactions were performed by employing KAuCl<sub>4</sub> in combination with K<sub>2</sub>S<sub>2</sub>O<sub>8</sub>, CF<sub>3</sub>COOH, Cu(OAc)<sub>2</sub>, K<sub>2</sub>CO<sub>3</sub>, pyridine *N*-oxide and PhI(OAc)<sub>2</sub> (Table 1, entries 11–16), moderate yield of **3a** was observed. Nevertheless, KAuCl<sub>4</sub> and FeCl<sub>3</sub> combination afforded very good yield of (81%) of product **3a** (Table 1, entry 17). An experiment was conducted by utilizing only FeCl<sub>3</sub>, poor yields of product **3a** was observed along with **3a'** (Table 1, entry 18). Reactions were screened by using series of solvents like toluene, MeOH, THF, DMF and DCE, none of them gave better yield than MeCN (Table 1, entries 19–23). When the gold-catalyst loading decreased from 10 mol% to 5 mol% and 7 mol%, the product yield also reduced to 52% and 58%, respectively (Table 1, entries 24 and 25). Two reactions were conducted without utilizing FeCl<sub>3</sub> and these cases poor yields of product **3a** observed (Table 1, entries 26 and 27).

The above experiments concludes that Table 1, entry 17 is the best suitable reaction conditions. Then substrate scope was tested by utilizing different enynones (**1a–k**) with anthranilamide **2a** under the optimal conditions. These results are incorporated in the Table 2.

The substrates which are bearing electron-donating groups such as **1b** and **1c** were tested with **2a** to provide 76% and 72% yields of corresponding products **3b** and **3c**, respectively. Electron-withdrawing functional group containing enynone such as **1d** react with **2a** to give the corresponding dihydroquinazolinone derivative **3d** in 68% yield. Substrates bearing electron-donating groups like **1e** and **1f** reacted with **2a** to produce 75% and 74% yields of the corresponding dihydroquinazolinone derivatives **3e** and **3f**, respectively. Both electron-donating and electron-withdrawing functional groups containing enynone like **1g** reacted with **2a** to generate the corresponding product **3g** in 71% yield. The substrates which are having electron-donating groups at *ortho* position of R<sup>2</sup> like **1h** (R<sup>2</sup> = 3-Me-C<sub>6</sub>H<sub>4</sub>), **1i** (R<sup>2</sup> = 3-Me-C<sub>6</sub>H<sub>4</sub>, R<sup>1</sup> = 4-Me-C<sub>6</sub>H<sub>4</sub>) and **1j** (R<sup>1</sup> = 3-Me-C<sub>6</sub>H<sub>4</sub>) reacted with **2a** to provide the corresponding products **3h**, **3i** and **3j** in moderate yields, respectively (Table 2, entries 8–10). Alkyl substitution at R<sup>2</sup> position containing substrate like **1k** produced the product **3k** in 43% yield (Table 2, entry 11).

Further, experiments were conducted to check the scope of dihydroquinazolinone derivatives by utilizing different substituted anthranilamides (**2b–e**) with enynones (**1a–f**). These results were included in the Table 3. The enynone **1a** was tested with electron-donating functional group containing anthranilamide **2b** to give **3l** in 72% yield. Electron-withdrawing functional group containing anthranilamides such as **2c**, **2d**, and **2e** reacted with **1a** to produce the corresponding dihydroquinazolinone derivatives **3m**, **3n**, and **3o** in 65%, 63% and 60% yields, respectively (Table 3, entries 2–4). Enynones bearing

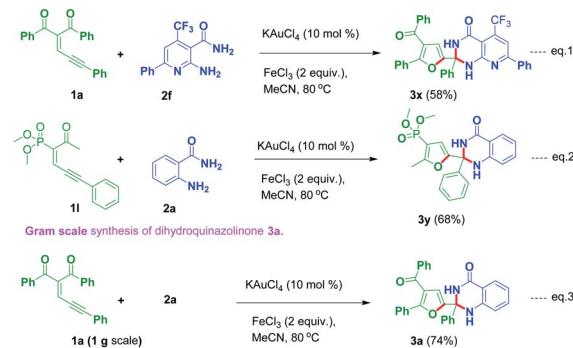


Table 3 Scope of substituted dihydroquinazolinones (3)<sup>a</sup>

Entry	Substrate (1)	Substrate (2)	Product (3)	Yield (%) <sup>b</sup>
1	1a	2b	3l	72
2	1a	2c	3m	65
3	1a	2d	3n	63
4	1a	2e	3o	60
5	1b	2b	3p	72
6	1c	2b	3q	70
7	1d	2b	3r	69
8	1d	2c	3s	63
9	1d	2d	3t	61
10	1d	2e	3u	62
11	1e	2b	3v	70
12	1f	2b	3w	68

<sup>a</sup> Reaction conditions: all reactions were carried out at 80 °C under nitrogen atmosphere with 1 (1.0 equiv.), and 2 (1.5 equiv.) in the presence of KAuCl<sub>4</sub> (10 mol%), FeCl<sub>3</sub> (2.0 equiv.) and solvent (3 mL) in oil bath; yields are for isolated products 3.

electron donating groups such as **1b** and **1c** reacted with **2b** to provide corresponding products **3p** and **3q** in 72% and 70% yields, respectively (Table 3, entries 5 and 6). Fluorine substituted enynone such as **1d** reacted with **2b**, **2c**, **2d** and **2e** to provide the corresponding dihydroquinazolinone derivatives

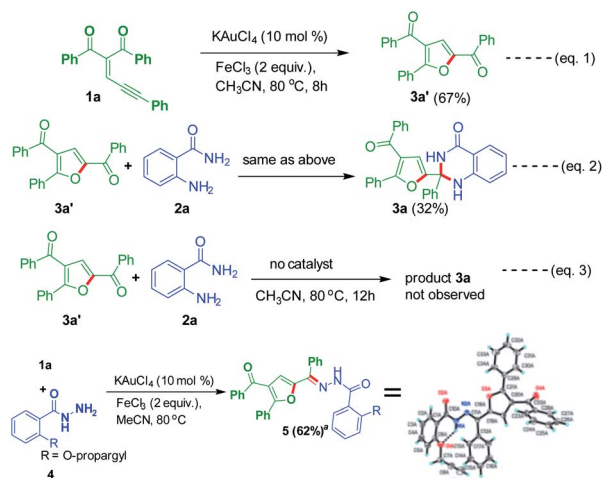


Scheme 3 (a) Reaction of **1a** with heteroaryl amine **2f** (eqn (1)); (b) reaction of dimethyl-(2-oxo-6-phenylhex-3-en-5-yn-3-yl)phosphonate **1l** with **2a** (eqn (2)); (c) gram scale synthesis of product **3a** (eqn (3)).

such as **3r**, **3s**, **3t** and **3u** in 69%, 63%, 61% and 62% yields, respectively (Table 3, entries 7 and 10). Electron-donating substitutions containing enynones such as **1e** and **1f** reacted with **2b** under optimized reaction conditions to give the corresponding products **3v** and **3w** in 70% and 68% yields, respectively (Table 3, entries 11 and 12).

2-Amino-6-phenyl-4-(trifluoromethyl)nicotinamide **2f** reacted with **1a** to produce the corresponding product **3t** in 58% yield (Scheme 3, eqn (1)). An experiment was conducted by employing a phosphorus substituted enynone like **1l** with **2a** to provide the corresponding dihydroquinazolinone derivative **3y** in 68% yield (Scheme 3, eqn (2)). Further, one more experiment was conducted in gram scale by utilizing **1a** and **2a** under optimized reaction conditions to give the corresponding product **3a** in 74% yield (Scheme 3, eqn (3)).

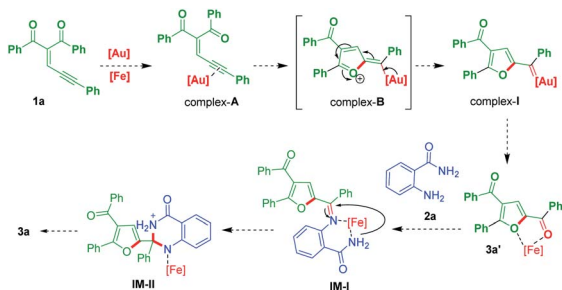
Control experiments were conducted to clarify the reaction mechanism (Scheme 4). The substrate **1a** was tested under optimized conditions to produce good yields of product **3a'** (Scheme 4, eqn (1)). A reaction was conducted by utilizing **3a'** with anthranilamide **2a** in the presence of gold-catalyst to provide 32% yield of product **3a** (Scheme 4, eqn (2)). Without using catalyst one reaction was conducted by using **3a'** and **2a**,



Scheme 4 Control experiments. <sup>a</sup>Compound 5 CCDC 1898773.<sup>22</sup>







Scheme 5 A plausible reaction mechanism.

in this case product **3a** was not observed (Scheme 4, eqn (3)). Then **1a** was tested with 2-(prop-2-yn-1-yloxy)benzohydrazide **4** to give 62% yield of product **5**. The structure of the compound **5a** further characterized by single crystal X-ray analysis.<sup>22</sup>

Formation of dihydroquinazolinones can be proposed by the reaction mechanism as shown in Scheme 5. Gold catalyst would coordinate with enynone **1a** may form complex-A, which would further generate 2-furyl gold carbene complex-I *via* intramolecular of 5-*exo*-dig cyclised zwitterionic complex-B.<sup>24</sup> Then, it would produce ketone (**3a'**),<sup>13,14</sup> which would coordinate with ferric chloride as a Lewis acid in a regioselective fashion then it would react with anthranilamide (**2a**) may generate **IM-I**. Subsequent activation of **IM-I** by metal catalyst may lead to cyclization to form intermediate **IM-II**, which would finally afford the product **3a**.

## Conclusion

In conclusion, we have established gold-catalyzed reaction of enynones with dual insertion of anthranilamides to produce a novel approach for synthesis of dihydroquinazolinones. It is significant that in this organic transformation new C–O and two C–N bonds were formed with a quaternary centre with good functional group tolerance.

## Experimental section

### General information

Reactions were carried out in oven dried reaction flasks under nitrogen atmosphere and also solvents and reagents were transferred by oven-dried syringes to ambient temperature. TLC was performed on Merck silica gel aluminium sheets using UV as a visualizing agent. Solvents were removed under reduced pressure. Columns were packed as slurry of silica gel in hexane and ethyl acetate solvent mixture. The elution was assisted by applying pressure with an air pump. <sup>13</sup>C NMR spectra were recorded on 75, 100 and 125 MHz spectrometers. <sup>1</sup>H NMR spectra were recorded on 300, 400 and 500 MHz spectrometers in appropriate solvents using TMS as internal standard. The following abbreviations were used to explain multiplicities: s = singlet, d = doublet, dd = double doublet, dt = doublet of triplet, td = triplet of doublet, t = triplet, m = multiplet, br s = broad singlet. All reactions were performed under nitrogen atmosphere with freshly distilled and dried solvents. All

solvents were distilled using standard procedures. Unless otherwise noted, reagents were obtained from Aldrich, Alfa Aesar, and TCI used without further purification. Synthesis of enynones (**1a–l**) were prepared by following reported procedures.<sup>25</sup>

### General procedure for synthesis of dihydroquinazolinone derivatives (**3a**)

To a 10 mL round-bottomed flask equipped with magnetic stir bar the substrate 2-aminobenzamide **2a** (0.45 mmol, 61 mg, 1.5 equiv.) was taken and dissolved in dry CH<sub>3</sub>CN (3 mL) at 80 °C (oil bath) after that 1,3-diphenyl-2-(3-phenylprop-2-yn-1-ylidene) propane-1,3-dione **1a** (0.3 mmol, 100 mg, 1 equiv.) was added. To this reaction mixture KAuCl<sub>4</sub> (10 mol%, 11 mg) and FeCl<sub>3</sub> (0.6 mmol, 97 mg, 2.0 equiv.) was added and stirred at 80 °C for 5 h under nitrogen atmosphere. Progress of the reaction was monitored by using TLC. After completion of the reaction, the reaction mixture was filtered through celite plug and washed with ethyl acetate. The ethyl acetate layer was concentrated under reduced pressure to get crude residue which was purified by column chromatography through silica gel using hexane and ethyl acetate as eluent (10 : 3.5) to give 113 mg of the product 2-(4-benzoyl-5-phenylfuran-2-yl)-2-phenyl-2,3-dihydroquinazolin-4(1H)-one **3a** (81% yield). The same reaction was conducted on a gram scale by utilizing **1a** (1 g) and **2a** (0.61 g) produced the corresponding product **3a** in 74% yield (1.03 g). A similar experimental procedure was adopted for the synthesis of all the furan containing dihydroquinazolinones (**3b–y**) and **5**.

**2-(4-Benzoyl-5-phenylfuran-2-yl)-2-phenyl-2,3-dihydroquinazolin-4(1H)-one (**3a**).** *R*<sub>f</sub>: 0.5; hexane : ethyl acetate mixture (10 : 3.5); yellow solid with 113 mg (81%) yield; melting point: 188–190 °C; <sup>1</sup>H NMR (500 MHz, CDCl<sub>3</sub>): δ 7.93 (dd, *J* = 7.7, 1.2 Hz, 1H), 7.73–7.66 (m, 2H), 7.63–7.56 (m, 4H), 7.52–7.48 (m, 1H), 7.47–7.42 (m, 3H), 7.37–7.31 (m, 3H), 7.30–7.26 (m, 3H), 6.97–6.87 (m, 1H), 6.79–6.70 (m, 2H), 6.35 (s, 1H), 5.09 (br s, 1H), ppm; <sup>13</sup>C NMR (100 MHz, CDCl<sub>3</sub>): δ 191.1, 164.0, 156.3, 153.1, 145.2, 140.4, 137.5, 134.4, 133.0, 129.7, 129.6, 129.3, 129.0, 128.8, 128.4, 128.3, 128.2, 127.4, 126.9, 120.9, 119.8, 115.1, 114.9, 114.0, 72.7 ppm; IR(KBr): ν = 3368, 3057, 2922, 1654, 1613, 1485, 1367, 1262 cm<sup>−1</sup>; HRMS (ESI-TOF) *m/z*: [M + H]<sup>+</sup> calcd for C<sub>31</sub>H<sub>21</sub>N<sub>2</sub>O<sub>3</sub>H 471.1703, found 471.1705.

**Crystal data for **3a**.** C<sub>31</sub>H<sub>22</sub>N<sub>2</sub>O<sub>3</sub> (*M* = 470.50 g mol<sup>−1</sup>): triclinic, space group *P* $\bar{1}$  (no. 2), *a* = 8.2197(2) Å, *b* = 10.4608(2) Å, *c* = 14.4752(3) Å, α = 77.0948(8)°, β = 79.6924(8)°, γ = 81.5655(9)°, *V* = 1186.21(4) Å<sup>3</sup>, *Z* = 2, *T* = 294.15 K, μ(MoKα) = 0.085 mm<sup>−1</sup>, *D*<sub>calc</sub> = 1.317 g cm<sup>−3</sup>, 35 683 reflections measured (4.464° ≤ 2θ ≤ 61.018°), 7216 unique (*R*<sub>int</sub> = 0.0618, *R*<sub>sigma</sub> = 0.0518) which were used in all calculations. The final *R*<sub>1</sub> was 0.0634 (*I* > 2σ(*I*)) and *wR*<sub>2</sub> was 0.1669 (all data). CCDC 1863534.

**2-(4-Benzoyl-5-phenylfuran-2-yl)-2-(*p*-tolyl)-2,3-dihydroquinazolin-4(1H)-one (**3b**).** Following the general procedure, 100 mg (0.285 mmol, 1.0 equiv.) of **1b**, 58 mg (0.428 mmol, 1.5 equiv.) of **2a**, 10 mg (10 mol%) of KAuCl<sub>4</sub> and 92 mg (0.571 mmol, 2.0 equiv.) of FeCl<sub>3</sub> was used and the reaction time was 12 h. After flash column chromatography on silica gel (eluted with *R*<sub>f</sub>: 0.5; hexane/ethyl acetate mixture 10/3.5), 105 mg



of **3b** was obtained in 76% yield as a yellow solid. Mp: 166–168 °C;  $^1\text{H}$  NMR (500 MHz,  $\text{CDCl}_3$ ):  $\delta$  7.92 (dd,  $J = 7.8, 1.2$  Hz, 1H), 7.74–7.65 (m, 2H), 7.64–7.56 (m, 2H), 7.53–7.43 (m, 3H), 7.39–7.31 (m, 3H), 7.30–7.21 (m, 5H), 6.94–6.87 (m, 1H), 6.75–6.70 (m, 2H), 6.31 (s, 1H), 5.06 (br s, 1H), 2.38 (s, 3H) ppm;  $^{13}\text{C}$  NMR (100 MHz,  $\text{CDCl}_3$ ):  $\delta$  191.1, 163.8, 156.2, 153.4, 145.3, 139.7, 137.6, 137.5, 134.2, 132.9, 129.6, 129.4, 129.2, 129.0, 128.37, 128.31, 128.2, 127.4, 126.8, 120.9, 119.7, 115.1, 114.8, 113.8, 72.5, 21.0 ppm; IR(KBr):  $\nu = 3376, 3068, 2922, 1654, 1612, 1484, 1368, 1267$   $\text{cm}^{-1}$ ; HRMS (ESI-TOF)  $m/z$ :  $[\text{M} + \text{H}]^+$  calcd for  $\text{C}_{32}\text{H}_{23}\text{N}_2\text{O}_3\text{H}$  485.1859, found 485.1862.

**2-(4-Benzoyl-5-phenylfuran-2-yl)-2-(4-methoxyphenyl)-2,3-dihydroquinazolin-4(1H)-one (3c).** Following the general procedure, 100 mg (0.273 mmol, 1.0 equiv.) of **1c**, 55 mg (0.409 mmol, 1.5 equiv.) of **2a**, 10 mg (10 mol%) of  $\text{KAuCl}_4$  and 88 mg (0.546 mmol, 2.0 equiv.) of  $\text{FeCl}_3$  was used and the reaction time was 12 h. After flash column chromatography on silica gel (eluted with  $R_f$ : 0.5; hexane/ethyl acetate mixture 10/3.5), 98 mg of **3c** was obtained in 72% yield as a yellow solid. Mp: 111–113 °C;  $^1\text{H}$  NMR (400 MHz,  $\text{CDCl}_3$ ):  $\delta$  7.92 (d,  $J = 7.3$  Hz, 1H), 7.75–7.46 (m, 6H), 7.39–7.23 (m, 7H), 7.01–6.88 (m, 3H), 6.79–6.65 (m, 2H), 6.28 (s, 1H), 5.04 (br s, 1H), 3.83 (s, 3H), ppm;  $^{13}\text{C}$  NMR (100 MHz,  $\text{CDCl}_3$ ):  $\delta$  191.1, 163.9, 160.5, 156.3, 153.3, 145.3, 137.5, 134.3, 133.0, 132.5, 129.1, 128.4, 128.3, 128.2, 127.4, 120.9, 119.8, 115.2, 114.8, 114.0, 113.9, 72.4, 55.3 ppm; IR(KBr):  $\nu = 3285, 3058, 2925, 1655, 1609, 1507, 1368, 1254$   $\text{cm}^{-1}$ ; HRMS (ESI-TOF)  $m/z$ :  $[\text{M} + \text{H}]^+$  calcd for  $\text{C}_{32}\text{H}_{23}\text{N}_2\text{O}_4\text{H}$  501.1808, found 501.1812.

**2-(4-Benzoyl-5-phenylfuran-2-yl)-2-(4-fluorophenyl)-2,3-dihydroquinazolin-4(1H)-one (3d).** Following the general procedure, 100 mg (0.282 mmol, 1.0 equiv.) of **1d**, 57 mg (0.423 mmol, 1.5 equiv.) of **2a**, 10 mg (10 mol%) of  $\text{KAuCl}_4$  and 91 mg (0.564 mmol, 2.0 equiv.) of  $\text{FeCl}_3$  was used and the reaction time was 12 h. After flash column chromatography on silica gel (eluted with  $R_f$ : 0.5; hexane/ethyl acetate mixture 10/3.5), 95 mg of **3d** was obtained in 68% yield as a yellow solid. Mp: 138–140 °C;  $^1\text{H}$  NMR (400 MHz,  $\text{CDCl}_3$ ):  $\delta$  7.91 (d,  $J = 7.4$  Hz, 1H), 7.73–7.47 (m, 7H), 7.39–7.24 (m, 6H), 7.17–7.06 (m, 2H), 6.98–6.87 (m, 1H), 6.80–6.69 (m, 2H), 6.45 (s, 1H), 5.07 (br s, 1H) ppm;  $^{13}\text{C}$  NMR (100 MHz,  $\text{CDCl}_3$ ):  $\delta$  191.0, 163.8, 162.2 (d,  $^3J_{\text{C-F}} = 250.148$  Hz), 156.4, 152.9, 145.1, 137.4, 136.4, 134.4, 133.0, 129.6, 129.4, 129.12 (d,  $^2J_{\text{C-F}} = 8.069$  Hz), 128.9, 128.3, 128.2, 127.4, 120.9, 120.0, 115.7 (d,  $^1J_{\text{C-F}} = 21.274$  Hz), 115.1, 114.9, 114.0, 72.3 ppm; IR(KBr):  $\nu = 3283, 3060, 2922, 1656, 1609, 1493, 1367, 1229$   $\text{cm}^{-1}$ ; HRMS (ESI-TOF)  $m/z$ :  $[\text{M} + \text{H}]^+$  calcd for  $\text{C}_{31}\text{H}_{20}\text{FN}_2\text{O}_3\text{H}$  489.1609, found 489.1607.

**2-(4-(4-Methylbenzoyl)-5-*p*-tolylfuran-2-yl)-2-phenyl-2,3-dihydroquinazolin-4(1H)-one (3e).** Following the general procedure, 100 mg (0.274 mmol, 1.0 equiv.) of **1e**, 56 mg (0.412 mmol, 1.5 equiv.) of **2a**, 10 mg (10 mol%) of  $\text{KAuCl}_4$  and 89 mg (0.549 mmol, 2.0 equiv.) of  $\text{FeCl}_3$  was used and the reaction time was 12 h. After flash column chromatography on silica gel (eluted with  $R_f$ : 0.5; hexane/ethyl acetate mixture 10/3.5), 103 mg of **3e** was obtained in 75% yield as a yellow solid. Mp: 223–225 °C;  $^1\text{H}$  NMR (500 MHz,  $\text{CDCl}_3$ ):  $\delta$  7.90 (d,  $J = 7.4$  Hz, 1H), 7.62–7.56 (m, 4H), 7.51 (d,  $J = 8.0$  Hz, 2H), 7.44–7.39 (m, 3H), 7.36–7.30 (m, 1H), 7.14 (d,  $J = 7.3$  Hz, 2H), 7.06 (d,  $J = 7.1$  Hz,

2H), 6.93–6.87 (m, 1H), 6.73 (d,  $J = 7.9$  Hz, 1H), 6.69 (s, 1H), 6.55–6.27 (m, 1H), 5.28–5.02 (br s, 1H), 2.37 (s, 3H), 2.30 (s, 3H) ppm;  $^{13}\text{C}$  NMR (100 MHz,  $\text{CDCl}_3$ ):  $\delta$  190.8, 163.8, 156.2, 152.6, 145.3, 143.8, 140.6, 139.4, 135.0, 134.2, 129.7, 129.5, 129.0, 128.9, 128.6, 128.3, 127.2, 126.9, 126.3, 120.4, 119.6, 115.1, 114.8, 114.0, 72.6, 21.5, 21.2 ppm; IR(KBr):  $\nu = 3357, 3050, 2918, 1653, 1612, 1507, 1372, 1271, 1179$   $\text{cm}^{-1}$ ; HRMS (ESI-TOF)  $m/z$ :  $[\text{M} + \text{H}]^+$  calcd for  $\text{C}_{33}\text{H}_{25}\text{N}_2\text{O}_3\text{H}$  499.2016, found 499.2023.

**2-(4-(4-Methylbenzoyl)-5-*p*-tolylfuran-2-yl)-2-*p*-tolyl-2,3-dihydroquinazolin-4(1H)-one (3f).** Following the general procedure, 100 mg (0.264 mmol, 1.0 equiv.) of **1f**, 54 mg (0.396 mmol, 1.5 equiv.) of **2a**, 10 mg (10 mol%) of  $\text{KAuCl}_4$  and 85 mg (0.529 mmol, 2.0 equiv.) of  $\text{FeCl}_3$  was used and the reaction time was 12 h. After flash column chromatography on silica gel (eluted with  $R_f$ : 0.5; hexane/ethyl acetate mixture 10/3.5), 100 mg of **3f** was obtained in 74% yield as a yellow solid. Mp: 210–212 °C;  $^1\text{H}$  NMR (500 MHz,  $\text{CDCl}_3$ ):  $\delta$  7.91 (dd,  $J = 7.4, 1.0$  Hz, 1H), 7.60 (d,  $J = 8.0$  Hz, 2H), 7.51 (d,  $J = 8.2$  Hz, 2H), 7.45 (d,  $J = 8.2$  Hz, 2H), 7.35–7.31 (m, 1H), 7.22 (d,  $J = 8.0$  Hz, 2H), 7.14 (d,  $J = 8.0$  Hz, 2H), 7.07 (d,  $J = 8.2$  Hz, 2H), 6.92–6.88 (m, 1H), 6.71 (d,  $J = 8.0$  Hz, 1H), 6.68 (s, 1H), 6.27 (s, 1H), 5.06 (br s, 1H), 2.38 (s, 6H), 2.30 (s, 3H) ppm;  $^{13}\text{C}$  NMR (100 MHz,  $\text{CDCl}_3$ ):  $\delta$  190.8, 163.9, 156.1, 152.8, 145.4, 143.7, 139.5, 139.3, 137.7, 135.0, 134.1, 129.7, 129.3, 128.9, 128.8, 128.2, 127.2, 126.8, 126.4, 120.4, 119.5, 115.1, 114.8, 113.9, 72.5, 21.5, 21.2, 21.0 ppm; IR(KBr):  $\nu = 3346, 3033, 2918, 1660, 1643, 1503, 1374, 1179$   $\text{cm}^{-1}$ ; HRMS (ESI-TOF)  $m/z$ :  $[\text{M} + \text{H}]^+$  calcd for  $\text{C}_{34}\text{H}_{27}\text{N}_2\text{O}_3\text{H}$  513.2172, found 513.2176.

**2-(4-Fluorophenyl)-2-(4-(4-methylbenzoyl)-5-*p*-tolylfuran-2-yl)-2,3-dihydroquinazolin-4(1H)-one (3g).** Following the general procedure, 100 mg (0.261 mmol, 1.0 equiv.) of **1g**, 53 mg (0.392 mmol, 1.5 equiv.) of **2a**, 10 mg (10 mol%) of  $\text{KAuCl}_4$  and 85 mg (0.523 mmol, 2.0 equiv.) of  $\text{FeCl}_3$  was used and the reaction time was 12 h. After flash column chromatography on silica gel (eluted with  $R_f$ : 0.5; hexane/ethyl acetate mixture 10/3.5), 96 mg of **3g** was obtained in 71% yield as a yellow solid. Mp: 223–225 °C;  $^1\text{H}$  NMR (400 MHz,  $\text{CDCl}_3$ ):  $\delta$  7.91 (dd,  $J = 7.7, 1.2$  Hz, 1H), 7.63–7.55 (m, 4H), 7.50 (d,  $J = 8.1$  Hz, 2H), 7.38–7.31 (m, 1H), 7.16–7.06 (m, 6H), 6.94–6.88 (m, 1H), 6.73 (d,  $J = 8.0$  Hz, 1H), 6.70 (s, 1H), 6.39 (s, 1H), 5.06 (br s, 1H), 2.38 (s, 3H), 2.31 (s, 3H) ppm;  $^{13}\text{C}$  NMR (100 MHz,  $\text{CDCl}_3$ ):  $\delta$  190.8, 163.8, 163.2 (d,  $^3J_{\text{C-F}} = 249.4$  Hz), 156.3, 152.3, 145.1, 143.9, 139.6, 136.6, 134.9, 134.3, 129.7, 129.1, 129.0 (d,  $^2J_{\text{C-F}} = 7.3$  Hz), 128.3, 127.2, 126.3, 120.5, 119.9, 115.7 (d,  $^1J_{\text{C-F}} = 22.0$  Hz), 115.2, 114.9, 114.1, 72.3, 21.6, 21.3 ppm; IR(KBr):  $\nu = 3343, 3051, 2918, 1662, 1643, 1507, 1373, 1234, 893$   $\text{cm}^{-1}$ ; HRMS (ESI-TOF)  $m/z$ :  $[\text{M} + \text{H}]^+$  calcd for  $\text{C}_{33}\text{H}_{24}\text{FN}_2\text{O}_3\text{H}$  517.1922, found 517.1931.

**2-(4-Benzoyl-5-phenylfuran-2-yl)-2-(*m*-tolyl)-2,3-dihydroquinazolin-4(1H)-one (3h).** Following the general procedure, 100 mg (0.285 mmol, 1.0 equiv.) of **1h**, 58 mg (0.427 mmol, 1.5 equiv.) of **2a**, 10 mg (10 mol%) of  $\text{KAuCl}_4$  and 92 mg (0.571 mmol, 2.0 equiv.) of  $\text{FeCl}_3$  was used and the reaction time was 12 h. After flash column chromatography on silica gel (eluted with  $R_f$ : 0.6; hexane/ethyl acetate mixture 10/3.0), 52 mg of **3h** was obtained in 37% yield as a light yellow solid. Mp: 224–226 °C;  $^1\text{H}$  NMR (400 MHz,  $\text{CDCl}_3$ ):  $\delta$  7.93 (dd,  $J = 7.8, 1.4$  Hz,



1H), 7.71–7.67 (m, 2H), 7.63–7.57 (m, 2H), 7.53–7.46 (m, 2H), 7.37–7.23 (m, 9H), 6.94–6.89 (m, 1H), 6.76–6.72 (m, 2H), 6.33 (s, 1H), 5.08 (br s, 1H), 2.39 (s, 3H). ppm; <sup>13</sup>C NMR (100 MHz, DMSO-d<sub>6</sub> & CDCl<sub>3</sub>): δ 189.1, 162.5, 153.7, 153.0, 145.2, 140.2, 136.0, 132.0, 131.4, 127.9, 127.8, 127.7, 127.6, 126.8, 126.7, 126.5, 126.2, 125.8, 122.7, 119.2, 116.4, 113.4, 113.2, 111.6, 70.6, 19.9. ppm; IR(KBr): ν = 3335, 3061, 2919, 1668, 1487, 1265, 1148, 756 cm<sup>-1</sup>; HRMS (ESI-TOF) *m/z*: [M + H]<sup>+</sup> calcd for C<sub>32</sub>H<sub>24</sub>N<sub>2</sub>O<sub>3</sub>H 485.1865, found 485.1864.

**2-(4-(4-Methylbenzoyl)-5-(*p*-tolyl)furan-2-yl)-2-(*m*-tolyl)-2,3-dihydroquinazolin-4(1H)-one (3i).** Following the general procedure, 100 mg (0.264 mmol, 1.0 equiv.) of **1i**, 54 mg (0.396 mmol, 1.5 equiv.) of **2a**, 10 mg (10 mol%) of KAuCl<sub>4</sub> and 85 mg (0.529 mmol, 2.0 equiv.) of FeCl<sub>3</sub> was used and the reaction time was 12 h. After flash column chromatography on silica gel (eluted with *R<sub>f</sub>*: 0.6; hexane/ethyl acetate mixture 10/3.0), 56 mg of **3i** was obtained in 41% yield as a light yellow solid. Mp: 204–206 °C; <sup>1</sup>H NMR (400 MHz, CDCl<sub>3</sub>): δ 7.93 (dd, *J* = 7.8, 1.3 Hz, 1H), 7.60 (d, *J* = 8.1 Hz, 2H), 7.52 (d, *J* = 8.1 Hz, 2H), 7.46 (s, 1H), 7.37–7.23 (m, 4H), 7.15 (d, *J* = 7.9 Hz, 2H), 7.08 (d, *J* = 8.0 Hz, 2H), 6.94–6.89 (m, 1H), 6.72 (d, *J* = 7.9 Hz, 1H), 6.68 (s, 1H), 6.24 (s, 1H), 5.04 (br s, 1H), 2.38 (d, *J* = 1.5 Hz, 6H), 2.31 (s, 3H). ppm; <sup>13</sup>C NMR (75 MHz, CDCl<sub>3</sub>): δ 190.9, 163.8, 156.2, 152.7, 145.3, 143.8, 140.4, 139.5, 138.7, 135.1, 134.3, 130.5, 129.8, 129.0, 128.9, 128.6, 128.4, 127.6, 127.3, 126.4, 123.9, 120.5, 119.8, 115.2, 114.9, 114.1, 72.7, 21.6, 21.5, 21.3. ppm; IR(KBr): ν = 3448, 3034, 2919, 1663, 1498, 1271, 1155, 754 cm<sup>-1</sup>; HRMS (ESI-TOF) *m/z*: [M + H]<sup>+</sup> calcd for C<sub>34</sub>H<sub>28</sub>N<sub>2</sub>O<sub>3</sub>H 513.2178, found 513.2180.

**2-(4-(3-Methylbenzoyl)-5-(*m*-tolyl)furan-2-yl)-2-phenyl-2,3-dihydroquinazolin-4(1H)-one (3j).** Following the general procedure, 100 mg (0.274 mmol, 1.0 equiv.) of **1j**, 56 mg (0.412 mmol, 1.5 equiv.) of **2a**, 10 mg (10 mol%) of KAuCl<sub>4</sub> and 89 mg (0.549 mmol, 2.0 equiv.) of FeCl<sub>3</sub> was used and the reaction time was 12 h. After flash column chromatography on silica gel (eluted with *R<sub>f</sub>*: 0.6; hexane/ethyl acetate mixture 10/3.0), 54 mg of **3j** was obtained in 39% yield as a light yellow solid. Mp: 102–104 °C; <sup>1</sup>H NMR (400 MHz, CDCl<sub>3</sub>): δ 7.93 (dd, *J* = 7.7, 1.3 Hz, 1H), 7.61–7.56 (m, 2H), 7.51–7.42 (m, 5H), 7.40–7.28 (m, 4H), 7.21 (t, *J* = 7.6 Hz, 1H), 7.17–7.12 (m, 1H), 7.09 (d, *J* = 7.6 Hz, 1H), 6.94–6.89 (m, 1H), 6.76–6.72 (m, 2H), 6.48 (s, 1H), 5.09 (br s, 1H), 2.29 (s, 3H), 2.25 (s, 3H). ppm; <sup>13</sup>C NMR (75 MHz, CDCl<sub>3</sub>): δ 191.3, 164.0, 156.6, 152.9, 145.2, 140.4, 138.1, 137.9, 137.6, 134.4, 133.7, 130.1, 129.7, 129.0, 128.8, 128.4, 128.2, 128.1, 126.9, 126.8, 124.7, 121.0, 119.9, 115.1, 114.9, 114.0, 72.7, 21.2, 21.1. ppm; IR(KBr): ν = 3318, 3056, 2920, 1657, 1485, 1270, 1144, 754 cm<sup>-1</sup>; HRMS (ESI-TOF) *m/z*: [M + H]<sup>+</sup> calcd for C<sub>33</sub>H<sub>26</sub>N<sub>2</sub>O<sub>3</sub>H 499.2022, found 499.2027.

**2-(4-Benzoyl-5-phenylfuran-2-yl)-2-hexyl-2,3-dihydroquinazolin-4(1H)-one (3k).** Following the general procedure, 100 mg (0.29 mmol, 1.0 equiv.) of **1k**, 59 mg (0.436 mmol, 1.5 equiv.) of **2a**, 11 mg (10 mol%) of KAuCl<sub>4</sub> and 94 mg (0.581 mmol, 2.0 equiv.) of FeCl<sub>3</sub> was used and the reaction time was 12 h. After flash column chromatography on silica gel (eluted with *R<sub>f</sub>*: 0.6; hexane/ethyl acetate mixture 10/3.0), 60 mg of **3k** was obtained in 43% yield as a light yellow semi solid. <sup>1</sup>H NMR (400 MHz, CDCl<sub>3</sub>): δ 7.87 (dd, *J* = 7.8, 1.3 Hz, 1H), 7.68–

7.65 (m, 2H), 7.60–7.57 (m, 2H), 7.49–7.44 (m, 1H), 7.33–7.24 (m, 6H), 7.20 (s, 1H), 6.88–6.83 (m, 1H), 6.68 (d, *J* = 7.9 Hz, 1H), 6.52 (s, 1H), 4.75 (br s, 1H), 2.26–2.13 (m, 2H), 1.42–1.23 (m, 8H), 0.91–0.85 (m, 3H). ppm; <sup>13</sup>C NMR (100 MHz, CDCl<sub>3</sub>): δ 191.2, 165.0, 155.6, 154.7, 145.6, 137.5, 134.2, 132.9, 129.6, 129.2, 128.2, 127.3, 126.1, 121.0, 119.4, 114.8, 114.6, 111.1, 70.2, 39.9, 31.5, 29.0, 23.1, 22.4, 13.9. ppm; IR(KBr): ν = 3301, 3060, 2927, 1661, 1486, 1270, 1150, 756 cm<sup>-1</sup>; HRMS (ESI-TOF) *m/z*: [M + H]<sup>+</sup> calcd for C<sub>31</sub>H<sub>30</sub>N<sub>2</sub>O<sub>3</sub>H 479.2335, found 479.2339.

**2-(4-Benzoyl-5-phenylfuran-2-yl)-5-methyl-2-phenyl-2,3-dihydroquinazolin-4(1H)-one (3l).** Following the general procedure, 100 mg (0.3 mmol, 1.0 equiv.) of **1a**, 67 mg (0.45 mmol, 1.5 equiv.) of **2b**, 11 mg (10 mol%) of KAuCl<sub>4</sub> and 97 mg (0.6 mmol, 2.0 equiv.) of FeCl<sub>3</sub> was used and the reaction time was 12 h. After flash column chromatography on silica gel (eluted with *R<sub>f</sub>*: 0.7; hexane/ethyl acetate mixture 10/2.5), 104 mg of **3l** was obtained in 72% yield as a yellow solid. Mp: 228–230 °C; <sup>1</sup>H NMR (400 MHz, CDCl<sub>3</sub>): δ 7.72–7.68 (m, 2H), 7.64–7.57 (m, 3H), 7.55–7.48 (m, 1H), 7.46–7.42 (m, 3H), 7.39–7.33 (m, 2H), 7.30–7.25 (m, 4H), 7.17 (t, *J* = 7.8 Hz, 1H), 6.75 (s, 1H), 6.71 (d, *J* = 7.5 Hz, 1H), 6.59 (d, *J* = 7.9 Hz, 1H), 6.21 (s, 1H), 5.03 (d, *J* = 1.4 Hz, 1H), 2.68 (s, 3H) ppm; <sup>13</sup>C NMR (100 MHz, CDCl<sub>3</sub>): δ 191.1, 164.3, 156.2, 153.2, 146.5, 142.3, 140.4, 137.6, 133.1, 133.0, 129.7, 129.6, 129.3, 129.1, 128.8, 128.3, 128.2, 127.4, 127.0, 123.6, 120.9, 114.2, 113.8, 113.2, 72.1, 22.2 ppm; IR(KBr): ν = 3341, 3060, 2927, 1659, 1636, 1519, 1368, 1265 cm<sup>-1</sup>; HRMS (ESI-TOF) *m/z*: [M + H]<sup>+</sup> calcd for C<sub>32</sub>H<sub>23</sub>N<sub>2</sub>O<sub>3</sub>H 485.1859, found 485.1873.

**2-(4-Benzoyl-5-phenylfuran-2-yl)-6-chloro-2-phenyl-2,3-dihydroquinazolin-4(1H)-one (3m).** Following the general procedure, 100 mg (0.3 mmol, 1.0 equiv.) of **1a**, 76 mg (0.45 mmol, 1.5 equiv.) of **2c**, 11 mg (10 mol%) of KAuCl<sub>4</sub> and 97 mg (0.6 mmol, 2.0 equiv.) of FeCl<sub>3</sub> was used and the reaction time was 12 h. After flash column chromatography on silica gel (eluted with *R<sub>f</sub>*: 0.6; hexane/ethyl acetate mixture 10/3.0), 98 mg of **3m** was obtained in 65% yield as a yellow solid. Mp: 148–150 °C; <sup>1</sup>H NMR (400 MHz, CDCl<sub>3</sub>): δ 7.89 (s, 1H), 7.69 (d, *J* = 7.4 Hz, 2H), 7.61–7.41 (m, 8H), 7.38–7.33 (m, 1H), 7.31–7.23 (m, 5H), 6.75–6.67 (m, 2H), 6.48 (s, 1H), 5.16 (s, 1H), ppm; <sup>13</sup>C NMR (75 MHz, DMSO-d<sub>6</sub> & CDCl<sub>3</sub>): δ 190.6, 162.7, 155.6, 153.1, 144.5, 140.5, 137.1, 133.3, 132.6, 129.1, 128.9, 128.8, 128.7, 128.1, 127.9, 127.7, 127.1, 126.9, 126.7, 123.0, 120.5, 116.2, 115.5, 113.4, 72.1 ppm; IR(KBr): ν = 3283, 3060, 2924, 1658, 1610, 1486, 1265, 891 cm<sup>-1</sup>; HRMS (ESI-TOF) *m/z*: [M + H]<sup>+</sup> calcd for C<sub>31</sub>H<sub>20</sub>ClN<sub>2</sub>O<sub>3</sub>H 505.1313, found 505.1322.

**2-(4-Benzoyl-5-phenylfuran-2-yl)-6-bromo-2-phenyl-2,3-dihydroquinazolin-4(1H)-one (3n).** Following the general procedure, 100 mg (0.3 mmol, 1.0 equiv.) of **1a**, 86 mg (0.45 mmol, 1.5 equiv.) of **2d**, 11 mg (10 mol%) of KAuCl<sub>4</sub> and 97 mg (0.6 mmol, 2.0 equiv.) of FeCl<sub>3</sub> was used and the reaction time was 12 h. After flash column chromatography on silica gel (eluted with *R<sub>f</sub>*: 0.6; hexane/ethyl acetate mixture 10/3.0), 103 mg of **3n** was obtained in 63% yield as a yellow solid. Mp: 186–188 °C; <sup>1</sup>H NMR (400 MHz, CDCl<sub>3</sub>): δ 8.02 (d, *J* = 2.0 Hz, 1H), 7.73–7.67 (m, 2H), 7.61–7.48 (m, 5H), 7.47–7.40 (m, 4H), 7.38–7.33 (m, 1H), 7.30–7.22 (m, 4H), 6.73 (s, 1H), 6.64 (d, *J* = 8.5 Hz, 1H), 6.49 (s, 1H), 5.18 (br s, 1H) ppm; <sup>13</sup>C NMR (100 MHz, CDCl<sub>3</sub>): δ 191.0, 162.7, 156.4, 152.7, 144.2, 140.0, 137.4, 136.9, 133.1, 130.8,





129.8, 129.6, 129.4, 128.9, 128.8, 128.3, 128.2, 127.4, 126.9, 120.9, 116.7, 114.1, 111.8, 72.7 ppm; IR(KBr):  $\nu$  = 3325, 3064, 2923, 1651, 1605, 1490, 1319, 1144  $\text{cm}^{-1}$ ; HRMS (ESI-TOF)  $m/z$ :  $[\text{M} + \text{H}]^+$  calcd for  $\text{C}_{31}\text{H}_{20}\text{BrN}_2\text{O}_3\text{H}$  549.0808, found 549.0824.

**2-(4-Benzoyl-5-phenylfuran-2-yl)-6-iodo-2-phenyl-2,3-dihydroquinazolin-4(1H)-one (3o).** Following the general procedure, 100 mg (0.3 mmol, 1.0 equiv.) of **1a**, 117 mg (0.45 mmol, 1.5 equiv.) of **2e**, 11 mg (10 mol%) of  $\text{KAuCl}_4$  and 96 mg (0.6 mmol, 2.0 equiv.) of  $\text{FeCl}_3$  was used and the reaction time was 12 h. After flash column chromatography on silica gel (eluted with  $R_f$ : 0.6; hexane/ethyl acetate mixture 10/3.0), 107 mg of **3o** was obtained in 60% yield as a yellow solid. Mp: 200–202 °C;  $^1\text{H}$  NMR (400 MHz,  $\text{CDCl}_3$ ):  $\delta$  8.21 (s, 1H), 7.70 (d,  $J$  = 7.4 Hz, 2H), 7.62–7.23 (m, 14H), 6.73 (s, 1H), 6.53 (d,  $J$  = 8.3 Hz, 1H), 6.41 (s, 1H), 5.16 (br s, 1H) ppm;  $^{13}\text{C}$  NMR (75 MHz,  $\text{DMSO-d}_6$  &  $\text{CDCl}_3$ ):  $\delta$  189.4, 161.5, 154.3, 152.7, 144.9, 140.3, 140.2, 136.3, 134.5, 131.7, 128.1, 128.0, 127.7, 127.1, 127.0, 126.9, 126.2, 125.9, 119.5, 116.2, 115.7, 112.2, 70.9 ppm; IR(KBr):  $\nu$  = 3324, 3062, 1646, 1602, 1489, 1318, 1146, 890  $\text{cm}^{-1}$ ; HRMS (ESI-TOF)  $m/z$ :  $[\text{M} + \text{H}]^+$  calcd for  $\text{C}_{31}\text{H}_{20}\text{IN}_2\text{O}_3\text{H}$  597.0669, found 597.0696.

**2-(4-Benzoyl-5-phenylfuran-2-yl)-5-methyl-2-(p-tolyl)-2,3-dihydroquinazolin-4(1H)-one (3p).** Following the general procedure, 100 mg (0.285 mmol, 1.0 equiv.) of **1b**, 64 mg (0.428 mmol, 1.5 equiv.) of **2b**, 10 mg (10 mol%) of  $\text{KAuCl}_4$  and 92 mg (0.571 mmol, 2.0 equiv.) of  $\text{FeCl}_3$  was used and the reaction time was 12 h. After flash column chromatography on silica gel (eluted with  $R_f$ : 0.7; hexane/ethyl acetate mixture 10/2.5), 103 mg of **3p** was obtained in 72% yield as a yellow solid. Mp: 202–204 °C;  $^1\text{H}$  NMR (400 MHz,  $\text{CDCl}_3$ ):  $\delta$  7.69 (d,  $J$  = 7.3 Hz, 2H), 7.66–7.60 (m, 2H), 7.54–7.43 (m, 3H), 7.38–7.32 (m, 2H), 7.29–7.21 (m, 5H), 7.18–7.13 (m, 1H), 6.73 (s, 1H), 6.69 (d,  $J$  = 7.4 Hz, 1H), 6.58 (d,  $J$  = 7.9 Hz, 1H), 6.29 (s, 1H), 5.03 (br s, 1H), 2.67 (s, 3H), 2.38 (s, 3H) ppm;  $^{13}\text{C}$  NMR (100 MHz,  $\text{CDCl}_3$ ):  $\delta$  191.1, 164.4, 156.1, 153.4, 146.6, 142.2, 139.6, 137.67, 137.61, 133.0, 132.9, 129.6, 129.4, 129.2, 129.1, 128.3, 128.2, 127.4, 126.8, 123.5, 120.8, 114.0, 113.7, 113.2, 71.9, 22.1, 21.1 ppm; IR(KBr):  $\nu$  = 3321, 3037, 2919, 1652, 1601, 1507, 1373, 1269  $\text{cm}^{-1}$ ; HRMS (ESI-TOF)  $m/z$ :  $[\text{M} + \text{H}]^+$  calcd for  $\text{C}_{33}\text{H}_{25}\text{N}_2\text{O}_3\text{H}$  499.2016, found 499.2021.

**2-(4-Benzoyl-5-phenylfuran-2-yl)-2-(4-methoxyphenyl)-5-methyl-2,3-dihydroquinazolin-4(1H)-one (3q).** Following the general procedure, 100 mg (0.273 mmol, 1.0 equiv.) of **1c**, 61 mg (0.409 mmol, 1.5 equiv.) of **2b**, 10 mg (10 mol%) of  $\text{KAuCl}_4$  and 88 mg (0.546 mmol, 2.0 equiv.) of  $\text{FeCl}_3$  was used and the reaction time was 12 h. After flash column chromatography on silica gel (eluted with  $R_f$ : 0.7; hexane/ethyl acetate mixture 10/2.5), 98 mg of **3q** was obtained in 70% yield as a yellow solid. Mp: 223–225 °C;  $^1\text{H}$  NMR (400 MHz,  $\text{CDCl}_3$ ):  $\delta$  7.69 (d,  $J$  = 7.3 Hz, 2H), 7.66–7.61 (m, 2H), 7.54–7.46 (m, 3H), 7.39–7.33 (m, 2H), 7.30–7.25 (m, 3H), 7.19–7.13 (m, 1H), 6.92 (d,  $J$  = 8.8 Hz, 2H), 6.73 (s, 1H), 6.69 (d,  $J$  = 7.4 Hz, 1H), 6.58 (d,  $J$  = 7.8 Hz, 1H), 6.25 (s, 1H), 5.01 (br s, 1H), 3.83 (s, 3H), 2.67 (s, 3H) ppm;  $^{13}\text{C}$  NMR (100 MHz,  $\text{CDCl}_3$ ):  $\delta$  191.1, 164.4, 160.4, 156.1, 153.4, 146.6, 142.2, 137.6, 133.1, 132.9, 132.5, 129.6, 129.3, 129.1, 128.4, 128.3, 128.2, 127.4, 123.6, 120.8, 114.1, 113.9, 113.7, 113.2, 71.8, 55.3, 22.2 ppm; IR(KBr):  $\nu$  = 3326, 3034, 2920, 1652,

1601, 1506, 1371, 1251  $\text{cm}^{-1}$ ; HRMS (ESI-TOF)  $m/z$ :  $[\text{M} + \text{H}]^+$  calcd for  $\text{C}_{33}\text{H}_{25}\text{N}_2\text{O}_4\text{H}$  515.1965, found 515.1974.

**2-(4-Benzoyl-5-phenylfuran-2-yl)-2-(4-fluorophenyl)-5-methyl-2,3-dihydroquinazolin-4(1H)-one (3r).** Following the general procedure, 100 mg (0.282 mmol, 1.0 equiv.) of **1d**, 63 mg (0.423 mmol, 1.5 equiv.) of **2b**, 10 mg (10 mol%) of  $\text{KAuCl}_4$  and 91 mg (0.564 mmol, 2.0 equiv.) of  $\text{FeCl}_3$  was used and the reaction time was 12 h. After flash column chromatography on silica gel (eluted with  $R_f$ : 0.7; hexane/ethyl acetate mixture 10/2.5), 98 mg of **3r** was obtained in 69% yield as a yellow solid. Mp: 170–172 °C;  $^1\text{H}$  NMR (400 MHz,  $\text{CDCl}_3$ ):  $\delta$  7.68 (d,  $J$  = 7.4 Hz, 2H), 7.63–7.49 (m, 4H), 7.38–7.25 (m, 6H), 7.21–7.07 (m, 3H), 6.77–6.69 (m, 2H), 6.59 (d,  $J$  = 7.9 Hz, 1H), 6.38 (s, 1H), 5.02 (br s, 1H), 2.66 (s, 3H) ppm;  $^{13}\text{C}$  NMR (100 MHz,  $\text{CDCl}_3$ ): 191.0, 164.3, 163.2 (d,  $^3J_{\text{C-F}}$  = 250.1 Hz), 156.3, 153.0, 146.4, 142.3, 137.5, 136.4, 133.2, 133.0, 129.6, 129.4, 129.17 (d,  $^2J_{\text{C-F}}$  = 8.8 Hz), 129.0, 128.36, 128.30, 127.4, 123.8, 120.9, 115.7 (d,  $^1J_{\text{C-F}}$  = 21.2 Hz), 114.2, 113.7, 113.2, 72.3, 22.1 ppm; IR(KBr):  $\nu$  = 3397, 3062, 2923, 1661, 1601, 1504, 1360, 1224  $\text{cm}^{-1}$ ; HRMS (ESI-TOF)  $m/z$ :  $[\text{M} + \text{H}]^+$  calcd for  $\text{C}_{32}\text{H}_{22}\text{FN}_2\text{O}_3\text{H}$  503.1765, found 503.1766.

**2-(4-Benzoyl-5-phenylfuran-2-yl)-6-chloro-2-(4-fluorophenyl)-2,3-dihydroquinazolin-4(1H)-one (3s).** Following the general procedure, 100 mg (0.282 mmol, 1.0 equiv.) of **1d**, 72 mg (0.423 mmol, 1.5 equiv.) of **2c**, 10 mg (10 mol%) of  $\text{KAuCl}_4$  and 91 mg (0.564 mmol, 2.0 equiv.) of  $\text{FeCl}_3$  was used and the reaction time was 12 h. After flash column chromatography on silica gel (eluted with  $R_f$ : 0.6; hexane/ethyl acetate mixture 10/3.0), 93 mg of **3s** was obtained in 63% yield as a yellow solid. Mp: 130–132 °C;  $^1\text{H}$  NMR (400 MHz,  $\text{CDCl}_3$ ):  $\delta$  7.85 (d,  $J$  = 2.2 Hz, 1H), 7.68 (d,  $J$  = 7.4 Hz, 2H), 7.59–7.47 (m, 5H), 7.37–7.22 (m, 6H), 7.15–7.06 (m, 2H), 6.76–6.67 (m, 3H), 5.19 (br s, 1H) ppm;  $^{13}\text{C}$  NMR (100 MHz,  $\text{CDCl}_3$ ):  $\delta$  190.9, 163.3 (d,  $^3J_{\text{C-F}}$  = 250.8 Hz), 162.8, 156.5, 152.4, 143.5, 137.3, 136.0, 134.3, 133.1, 129.6, 129.5, 129.13 (d,  $^2J_{\text{C-F}}$  = 8.1 Hz), 128.8, 128.4, 128.3, 127.9, 127.5, 125.2, 120.9, 116.5, 116.4, 115.8 (d,  $^1J_{\text{C-F}}$  = 22.0 Hz), 114.2, 72.3 ppm; IR(KBr):  $\nu$  = 3279, 3062, 2923, 1660, 1607, 1486, 1347, 1231  $\text{cm}^{-1}$ ; HRMS (ESI-TOF)  $m/z$ :  $[\text{M} + \text{H}]^+$  calcd for  $\text{C}_{31}\text{H}_{19}\text{ClFN}_2\text{O}_3\text{H}$  523.1219, found 523.1230.

**2-(4-Benzoyl-5-phenylfuran-2-yl)-6-bromo-2-(4-fluorophenyl)-2,3-dihydroquinazolin-4(1H)-one (3t).** Following the general procedure, 100 mg (0.282 mmol, 1.0 equiv.) of **1d**, 91 mg (0.423 mmol, 1.5 equiv.) of **2d**, 10 mg (10 mol%) of  $\text{KAuCl}_4$  and 91 mg (0.564 mmol, 2.0 equiv.) of  $\text{FeCl}_3$  was used and the reaction time was 12 h. After flash column chromatography on silica gel (eluted with  $R_f$ : 0.6; hexane/ethyl acetate mixture 10/3.0), 98 mg of **3t** was obtained in 61% yield as a yellow solid. Mp: 198–200 °C;  $^1\text{H}$  NMR (400 MHz,  $\text{CDCl}_3$ ):  $\delta$  8.02 (d,  $J$  = 2.0 Hz, 1H), 7.72–7.66 (m, 2H), 7.59–7.49 (m, 4H), 7.46–7.41 (m, 1H), 7.38–7.23 (m, 7H), 7.15–7.09 (m, 1H), 6.74 (s, 1H), 6.65 (d,  $J$  = 8.5 Hz, 1H), 6.56 (s, 1H), 5.13 (br s, 1H) ppm;  $^{13}\text{C}$  NMR (100 MHz,  $\text{CDCl}_3$ ):  $\delta$  190.9, 163.3 (d,  $^3J_{\text{C-F}}$  = 250.1 Hz), 162.7, 156.5, 152.4, 144.0, 137.3, 137.0, 135.9, 133.1, 130.9, 129.6, 129.5, 129.12 (d,  $^2J_{\text{C-F}}$  = 8.8 Hz), 128.8, 128.4, 128.3, 127.5, 120.9, 116.820, 116.820, 115.8 (d,  $^1J_{\text{C-F}}$  = 22.0 Hz), 112.1, 72.3 ppm; IR(KBr):  $\nu$  = 3319, 3064, 1654, 1604, 1499, 1319, 1230,





1144  $\text{cm}^{-1}$ ; HRMS (ESI-TOF)  $m/z$ :  $[\text{M} + \text{H}]^+$  calcd for  $\text{C}_{31}\text{H}_{19}\text{BrFN}_2\text{O}_3\text{H}$  567.0714, found, 567.0732.

**2-(4-Benzoyl-5-phenylfuran-2-yl)-2-(4-fluorophenyl)-6-iodo-2,3-dihydroquinazolin-4(1H)-one (3u).** Following the general procedure, 100 mg (0.282 mmol, 1.0 equiv.) of **1d**, 111 mg (0.423 mmol, 1.5 equiv.) of **2e**, 10 mg (10 mol%) of  $\text{KAuCl}_4$  and 91 mg (0.564 mmol, 2.0 equiv.) of  $\text{FeCl}_3$  was used and the reaction time was 12 h. After flash column chromatography on silica gel (eluted with  $R_f$ : 0.6; hexane/ethyl acetate mixture 10/3.0), 107 mg of **3u** was obtained in 62% yield as a yellow solid. Mp: 194–196 °C;  $^1\text{H}$  NMR (400 MHz,  $\text{CDCl}_3$ ):  $\delta$  8.20 (d,  $J$  = 1.5 Hz, 1H), 7.72–7.67 (m, 2H), 7.62–7.49 (m, 6H), 7.40–7.33 (m, 2H), 7.30–7.24 (m, 4H), 7.16–7.08 (m, 1H), 6.74 (s, 1H), 6.54 (d,  $J$  = 8.4 Hz, 1H), 6.49 (s, 1H), 5.13 (br s, 1H) ppm;  $^{13}\text{C}$  NMR (75 MHz,  $\text{DMSO-d}_6$  &  $\text{CDCl}_3$ ):  $\delta$  188.8, 160.95, 160.93 (d,  $^3J_{\text{C-F}}$  = 247.0 Hz), 153.8, 152.1, 144.4, 140.0, 136.0, 135.8, 134.0, 131.4, 127.7, 127.6, 127.5, 126.7 (d,  $^2J_{\text{C-F}}$  = 11.0 Hz), 125.8, 119.1, 115.9, 115.3, 113.4 (d,  $^1J_{\text{C-F}}$  = 22.0 Hz), 111.7, 70.0 ppm; IR(KBr):  $\nu$  = 3319, 3062, 1650, 1601, 1494, 1319, 1231, 1153  $\text{cm}^{-1}$ ; HRMS (ESI-TOF)  $m/z$ :  $[\text{M} + \text{H}]^+$  calcd for  $\text{C}_{31}\text{H}_{19}\text{FIN}_2\text{O}_3\text{H}$  615.0575, found, 615.0602.

**5-Methyl-2-(4-(4-methylbenzoyl)-5-*p*-tolylfuran-2-yl)-2-phenyl-2,3-dihydroquinazolin-4(1H)-one (3v).** Following the general procedure, 100 mg (0.274 mmol, 1.0 equiv.) of **1e**, 62 mg (0.412 mmol, 1.5 equiv.) of **2b**, 10 mg (10 mol%) of  $\text{KAuCl}_4$  and 89 mg (0.549 mmol, 2.0 equiv.) of  $\text{FeCl}_3$  was used and the reaction time was 12 h. After flash column chromatography on silica gel (eluted with  $R_f$ : 0.7; hexane/ethyl acetate mixture 10/2.5), 99 mg of **3v** was obtained in 70% yield as a yellow solid. Mp: 180–182 °C;  $^1\text{H}$  NMR (400 MHz,  $\text{CDCl}_3$ ):  $\delta$  7.64–7.52 (m, 6H), 7.46–7.40 (m, 3H), 7.19–7.13 (m, 3H), 7.08 (d,  $J$  = 8.0 Hz, 2H), 6.73–6.66 (m, 2H), 6.58 (d,  $J$  = 7.9 Hz, 1H), 6.24 (s, 1H), 5.04 (br s, 1H), 2.68 (s, 3H), 2.39 (s, 3H), 2.31 (s, 3H) ppm;  $^{13}\text{C}$  NMR (100 MHz,  $\text{CDCl}_3$ ):  $\delta$  190.8, 164.3, 156.2, 152.6, 146.6, 143.8, 142.3, 140.6, 139.4, 135.2, 133.0, 129.7, 129.6, 129.0, 128.9, 128.7, 127.2, 127.0, 126.5, 123.6, 120.4, 114.3, 113.7, 113.2, 72.1, 22.2, 21.6, 21.3 ppm; IR(KBr):  $\nu$  = 3326, 3056, 2922, 1652, 1602, 1499, 1368, 1269  $\text{cm}^{-1}$ ; HRMS (ESI-TOF)  $m/z$ :  $[\text{M} + \text{H}]^+$  calcd for  $\text{C}_{34}\text{H}_{27}\text{N}_2\text{O}_3\text{H}$  513.2172, found 513.2177.

**5-Methyl-2-(4-(4-methylbenzoyl)-5-*p*-tolylfuran-2-yl)-2-*p*-tolyl-2,3-dihydroquinazolin-4(1H)-one (3w).** Following the general procedure, 100 mg (0.264 mmol, 1.0 equiv.) of **1f**, 60 mg (0.396 mmol, 1.5 equiv.) of **2b**, 10 mg (10 mol%) of  $\text{KAuCl}_4$  and 85 mg (0.529 mmol, 2.0 equiv.) of  $\text{FeCl}_3$  was used and the reaction time was 12 h. After flash column chromatography on silica gel (eluted with  $R_f$ : 0.7; hexane/ethyl acetate mixture 10/2.5), 95 mg of **3w** was obtained in 68% yield as a yellow solid. Mp: 228–230 °C;  $^1\text{H}$  NMR (400 MHz,  $\text{CDCl}_3$ ):  $\delta$  7.60 (d,  $J$  = 8.1 Hz, 2H), 7.54 (d,  $J$  = 8.3 Hz, 2H), 7.44 (d,  $J$  = 8.3 Hz, 2H), 7.21 (d,  $J$  = 7.9 Hz, 2H), 7.19–7.12 (m, 3H), 7.08 (d,  $J$  = 8.0 Hz, 2H), 6.71–6.67 (m, 2H), 6.56 (d,  $J$  = 7.9 Hz, 1H), 6.24–6.17 (m, 1H), 5.04–4.98 (br s, 1H), 2.68 (s, 3H), 2.38 (d,  $J$  = 4.8 Hz, 6H), 2.31 (s, 3H) ppm;  $^{13}\text{C}$  NMR (100 MHz,  $\text{CDCl}_3$ ):  $\delta$  190.9, 164.4, 156.1, 152.8, 146.7, 143.7, 142.2, 139.6, 139.3, 137.7, 135.2, 133.0, 129.7, 129.3, 129.0, 128.9, 127.2, 126.9, 126.5, 123.5, 120.4, 114.1, 113.7, 113.2, 71.9, 22.1, 21.6, 21.3, 21.0 ppm; IR(KBr):  $\nu$  = 3328, 3040, 2922, 1648, 1602, 1501, 1368, 1269, 891  $\text{cm}^{-1}$ ; HRMS

(ESI-TOF)  $m/z$ :  $[\text{M} + \text{H}]^+$  calcd for  $\text{C}_{35}\text{H}_{29}\text{N}_2\text{O}_3\text{H}$  527.2329, found 527.2346.

**2-(4-Benzoyl-5-phenylfuran-2-yl)-2,7-diphenyl-5-(tri-fluoromethyl)-2,3-dihydropyrido[2,3-*d*]pyrimidin-4(1H)-one (3x).** Following the general procedure, 100 mg (0.3 mmol, 1.0 equiv.) of **1a**, 112 mg (0.45 mmol, 1.5 equiv.) of **2f**, 10 mg (10 mol%) of  $\text{KAuCl}_4$  and 97 mg (0.6 mmol, 2.0 equiv.) of  $\text{FeCl}_3$  was used and the reaction time was 12 h. After flash column chromatography on silica gel (eluted with  $R_f$ : 0.6; hexane/ethyl acetate mixture 10/3.0), 106 mg of **3x** was obtained in 58% yield as a yellow solid. Mp: 140–142 °C;  $^1\text{H}$  NMR (500 MHz,  $\text{CDCl}_3$ ):  $\delta$ , 8.03–7.96 (m, 2H), 7.79–7.73 (m, 2H), 7.64–7.57 (m, 4H), 7.54–7.45 (m, 7H), 7.40–7.35 (m, 2H), 7.29–7.25 (m, 5H), 6.83 (s, 1H), 6.39 (s, 1H) ppm;  $^{13}\text{C}$  NMR (100 MHz,  $\text{CDCl}_3$ ):  $\delta$  190.9, 161.5, 160.7, 157.7, 156.7, 152.2, 139.7 (q,  $^2J_{\text{C-F}}$  = 33.7 Hz), 139.3, 137.4, 136.8, 133.1, 130.7, 129.8, 129.5, 129.4, 128.9, 128.8, 128.3, 128.2, 127.4, 127.2, 126.6, 122.3 (q,  $^1J_{\text{C-F}}$  = 272.1 Hz), 120.9, 114.3, 110.78, 110.73, 104.4, 71.2 ppm; IR(KBr):  $\nu$  = 3196, 3063, 2922, 1677, 1579, 1447, 1263, 1156  $\text{cm}^{-1}$ ; HRMS (ESI-TOF)  $m/z$ :  $[\text{M} + \text{H}]^+$  calcd for  $\text{C}_{37}\text{H}_{23}\text{F}_3\text{N}_3\text{O}_3\text{H}$  616.1842, found 616.1869.

**Dimethyl(2-methyl-5-(4-oxo-2-phenyl-1,2,3,4-tetrahydroquinazolin-2-yl)furan-3-yl)phosphonate (3y).** Following the general procedure, 100 mg (0.359 mmol, 1.0 equiv.) of **1l**, 73 mg (0.539 mmol, 1.5 equiv.) of **2a**, 14 mg (10 mol%) of  $\text{KAuCl}_4$  and 116 mg (0.719 mmol, 2.0 equiv.) of  $\text{FeCl}_3$  was used and the reaction time was 12 h. After flash column chromatography on silica gel (eluted with  $R_f$ : 0.8; hexane/ethyl acetate mixture 10/7.0), 101 mg of **3y** was obtained in 68% yield as a light yellow solid. Mp: 226–228 °C;  $^1\text{H}$  NMR (300 MHz,  $\text{CDCl}_3$ ):  $\delta$  7.88 (d,  $J$  = 7.7 Hz, 1H), 7.50–7.30 (m, 6H), 6.87 (t,  $J$  = 7.7 Hz, 1H), 6.71 (d,  $J$  = 7.9 Hz, 1H), 6.50 (d,  $J$  = 3.3 Hz, 1H), 6.27 (s, 1H), 4.99 (br s, 1H), 3.75–3.63 (m, 6H), 2.45 (d,  $J$  = 1.9 Hz, 3H). ppm;  $^{13}\text{C}$  NMR (75 MHz,  $\text{DMSO-d}_6$  &  $\text{CDCl}_3$ ):  $\delta$  162.2, 158.8, 158.4, 153.0 (d,  $^2J_{\text{C,P}}$  = 14.8 Hz), 144.9, 140.4, 131.9, 127.0, 126.5, 125.7, 125.5, 116.1, 113.2, 112.9, 110.2 (d,  $^2J_{\text{C,P}}$  = 11.5 Hz), 106.0, 103.2, 70.2, 50.6 (d,  $^2J_{\text{C,P}}$  = 4.9 Hz), 11.9. ppm;  $^{31}\text{P}$  NMR (162 MHz,  $\text{CDCl}_3$  &  $\text{DMSO-d}_6$ ) 21.287 (m); IR(KBr):  $\nu$  = 3443, 3252, 2953, 1659, 1521, 1242, 1018, 830  $\text{cm}^{-1}$ ; HRMS (ESI-TOF)  $m/z$ :  $[\text{M} + \text{H}]^+$  calcd for  $\text{C}_{21}\text{H}_{21}\text{N}_2\text{O}_5\text{PH}$  413.1266, found 413.1266.

***N'*-((4-Benzoyl-5-phenylfuran-2-yl)(phenyl)methylene)-2-(prop-2-yn-1-yloxy)benzohydrazide (5).** Following the general procedure, 100 mg (0.297 mmol, 1.0 equiv.) of **1a**, 85 mg (0.446 mmol, 1.5 equiv.) of **7**, 10 mg (10 mol%) of  $\text{KAuCl}_4$  and 96 mg (0.595 mmol, 2.0 equiv.) of  $\text{FeCl}_3$  was used and the reaction time was 12 h. After flash column chromatography on silica gel (eluted with  $R_f$ : 0.6; hexane/ethyl acetate mixture 10/3.0), 97 mg of **8** was obtained in 62% yield as a yellow solid. Mp: 73–75 °C;  $^1\text{H}$  NMR (400 MHz,  $\text{CDCl}_3$ ):  $\delta$  10.81 (s, 1H), 8.34 (dd,  $J$  = 7.8 Hz, 1.7 Hz, 1H), 7.83–7.78 (m, 2H), 7.75–7.70 (m, 2H), 7.69–7.62 (m, 3H), 7.55–7.41 (m, 4H), 7.39–7.33 (m, 2H), 7.30–7.26 (m, 3H), 7.18–7.11 (m, 1H), 7.01 (d,  $J$  = 8.3 Hz, 1H), 6.72 (s, 1H), 4.18 (d,  $J$  = 2.2 Hz, 2H), 2.50 (t,  $J$  = 2.2 Hz, 1H), ppm;  $^{13}\text{C}$  NMR (100 MHz,  $\text{CDCl}_3$ ):  $\delta$  191.4, 161.2, 157.1, 154.9, 149.8, 145.0, 137.4, 133.2, 133.0, 131.4, 130.2, 129.69, 129.62, 129.4, 128.9, 128.6, 128.3, 128.2, 127.9, 122.5, 122.4, 120.8, 116.9,



112.7, 55.8. ppm; IR(KBr):  $\nu$  = 3357, 3297, 3200, 3058, 2923, 2853, 1655, 1598, 1476, 1231, 1012, 752  $\text{cm}^{-1}$ ; HRMS (ESI-TOF)  $m/z$ :  $[\text{M} + \text{H}]^+$  calcd for  $\text{C}_{34}\text{H}_{24}\text{N}_2\text{O}_4\text{H}$  525.1814, found 525.1808.

**Crystal data** 5.  $\text{C}_{70}\text{H}_{53}\text{N}_4\text{O}_9$  ( $M$  = 1066.17  $\text{g mol}^{-1}$ ): triclinic, space group  $P\bar{1}$  (no. 2),  $a$  = 9.1182(6) Å,  $b$  = 13.8291(10) Å,  $c$  = 23.4126(16) Å,  $\alpha$  = 103.581(1)°,  $\beta$  = 91.205(2)°,  $\gamma$  = 98.758(2)°,  $V$  = 2831.3(3) Å<sup>3</sup>,  $Z$  = 2,  $T$  = 294.15 K,  $\mu(\text{Mo K}\alpha)$  = 0.084  $\text{mm}^{-1}$ ,  $D_{\text{calc}}$  = 1.2505  $\text{g cm}^{-3}$ , 35 814 reflections measured ( $1.8^\circ \leq 2\theta \leq 50^\circ$ ), 9961 unique ( $R_{\text{int}}$  = 0.0944,  $R_{\text{sigma}}$  = 0.1499) which were used in all calculations. The final  $R_1$  was 0.1271 ( $I > 2\sigma(I)$ ) and  $wR_2$  was 0.3437 (all data). CCDC 1898773.

## Conflicts of interest

There are no conflicts to declare.

## Acknowledgements

We thank Department of Science and Technology (DST) India grant no: DST-SB/EMEQ-257/2014 and CSIR, New Delhi for financial support. We are thankful to Director Dr S. Chandrasekhar CSIR-IICT for his support. We thank Dr S. Suresh for his suggestions on this work. We acknowledge our colleagues from CSIR-IICT Dr K. Srinivas and Dr Rajesh for their encouragement. V. K thanks to UGC-SRF, K. S thanks to Dr Ch. Raji Reddy and CSIR grant HCP-0011. P. B. K and C. E. R thanks to DST for Inspire fellowship and also thanks to AcSIR, manuscript communication number:IICT/pubs.2019/176.

## Notes and references

- G. M. Cragg and D. J. Newman, *Expert Opin. Invest. Drugs*, 2000, **9**, 2783.
- (a) E. G. Brown, *Ring Nitrogen and Key Biomolecules, The Biochemistry of N-heterocycles*, Kluwer Academic, Boston, 1998; (b) K. C. Majumdar, G. V. Karunakar and B. Sinha, *Synthesis*, 2012, **44**, 2475; (c) Z. Ye, L. Shi, X. Shao, X. Xu, Z. Xu and Z. Li, *J. Agric. Food Chem.*, 2013, **61**, 312.
- (a) V. Mühlbauer, D. Dallmeier, S. Brefka, C. Bollig, S. Voigt-Radloff and M. Denking, *Dtsch. Arztebl. Int.*, 2019, **116**, 23; (b) A. A. Kamble, R. R. Kamble, L. S. Chougala, J. S. Kadadevarmath, S. R. Maidur, P. S. Patil, M. N. Kumbar and S. B. Marganakop, *ChemistrySelect*, 2017, **2**, 6882.
- A. Y. Chen, R. N. Adamek, B. L. Dick, C. V. Credille, C. N. Morrison and S. M. Cohen, *Chem. Rev.*, 2019, **119**, 1323.
- (a) X.-F. Shang, S. L. Morris-Natschke, Y.-Q. Liu, X. Guo, X.-S. Xu, M. Goto, J.-C. Li, G.-Z. Yang and K.-H. Lee, *Med. Res. Rev.*, 2018, **38**, 775; (b) M. R. Luth, P. Gupta, S. Otilie and E. A. Winzeler, *ACS Infect. Dis.*, 2018, **4**, 301.
- (a) A. S. El-Azab and K. E. H. Eltahir, *Bioorg. Med. Chem. Lett.*, 2012, **22**, 327; (b) D. C. White, T. D. Greenwood, A. L. Downey, J. R. Bloomquist and J. F. Wolfe, *Bioorg. Med. Chem.*, 2004, **12**, 5711.
- (a) T. Ishihara, K. Kohno, S. Ushio, K. Iwaki, M. Ikeda and M. Kurimoto, *Eur. J. Pharmacol.*, 2000, **407**, 197; (b) P. P. Bandekar, K. A. Roopnarine, V. J. Parekh, T. R. Mitchell, M. J. Novak and R. R. Sinden, *Escherichia coli, J. Med. Chem.*, 2010, **53**, 3558; (c) L. Gao, Z. Xu, Y. Rao, Y.-T. Lu, Y.-T. Hu, H. Yu, Y.-H. Xu, Q.-Q. Song, J.-M. Ye and Z.-S. Huang, *Eur. J. Med. Chem.*, 2018, **147**, 90; (d) M. G. Nathalie, D. C. B. Craig and K. L. Evelyn, *J. Neurosci.*, 2012, **32**, 5804; (e) M. J. Hour, L. J. Huang, S. C. Kuo, Y. Xia, K. Bastow, Y. Nakanishi, E. Hamel and K. H. Lee, *J. Med. Chem.*, 2000, **43**, 4479; (f) G. M. Chinigo, M. Paige, S. Grindrod, E. Hamel, S. Dakshanamurthy, M. Chruszcz, W. Minor and M. L. Brown, *J. Med. Chem.*, 2008, **51**, 4620.
- (a) E. Shirakawa, D. Ikeda, S. Masui, M. Yoshida and T. Hayashi, *J. Am. Chem. Soc.*, 2012, **134**, 272; (b) L. Yifan and W. Jérôme, *Beilstein J. Org. Chem.*, 2013, **9**, 1763; (c) D.-S. Kim, W.-J. Park and C.-H. Jun, *Chem. Rev.*, 2017, **117**, 8977.
- (a) D. Sudarshan, S. Sougata, J. Sourav, V. Z. Grigory, M. Adinath and H. Alakananda, *Eur. J. Org. Chem.*, 2017, 4955; (b) A. Dutta, D. Krishnaiah, A. Kumar, S. J. Prakash and D. Sarma, *Tetrahedron Lett.*, 2020, **61**, 151587; (c) Q. Liu, Y. Sui, Y. Zhang, K. Zhang, Y. Chen and H. Zhou, *Synlett*, 2020, **31**, 275; (d) T. Tamoradi, S. M. Mousavi and M. Mohammadi, *New J. Chem.*, 2020, **44**, 3012; (e) H. Kothayer, M. S. Ibrahim, K. S. Moustafa, R. Samar and S. M. Shireen, *Drug Dev. Res.*, 2019, **80**, 343; (f) J. Mou, N. Chen, Y. Zhao, H. Qi, S. Meng, R. Xiang and D. Pei, *Front. Chem.*, 2020, **8**, 239; (g) S. J. Wu, Z. Q. Zhao, G. J. Shuo, H. B. Chen and G. F. Chen, *Res. Chem. Intermed.*, 2019, **45**, 2327; (h) A. Dutta, D. Krishnaiah, B. Ankur, A. Kumar and D. Sarma, *Tetrahedron Lett.*, 2019, **60**, 1614; (i) G. Yashwantrao, P. J. Valmik, K. Rajpratap and S. Saha, *ACS Sustainable Chem. Eng.*, 2019, **7**, 13551; (j) Z. Almarhoon, K. A. Dahlous, R. Abd Alhameed, H. A. Ghabbour and A. El-Faham, *Molecules*, 2019, **24**, 4052.
- (a) E. Jimenez-Nunez and A. M. Echavarren, *Chem. Rev.*, 2008, **108**, 3326; (b) A. S. K. Hashmi, *Chem. Rev.*, 2007, **107**, 3180; (c) N. Krause and C. Winter, *Chem. Rev.*, 2011, **111**, 1994; (d) A. Arcadi, *Chem. Rev.*, 2008, **108**, 3266; (e) A. Fürstner and P. W. Davis, *Angew. Chem., Int. Ed.*, 2007, **46**, 3410; (f) A. S. K. Hashmi and G. J. Hutchings, *Angew. Chem., Int. Ed.*, 2006, **45**, 7896; (g) D. J. Gorin and F. D. Toste, *Nature*, 2007, **446**, 395.
- (a) A. S. K. Hashmi and F. D. Toste, *Modern gold catalyzed Synthesis*. Wiley-VCH, Weinheim, 2012; (b) R. Dorel and A. M. Echavarren, *Chem. Rev.*, 2015, **115**, 9028; (c) A. M. Asiria and A. S. K. Hashmi, *Chem. Rev.*, 2016, **45**, 4471; (d) Z. Li, C. Brouwer and C. He, *Chem. Rev.*, 2008, **108**, 3239; (e) M. Rudolph and A. S. K. Hashmi, *Chem. Commun.*, 2011, **47**, 6536.
- (a) Y. Zhou, J. Ma, K. Chen, H. Jiang and S. Zhu, *Chem. Commun.*, 2016, **52**, 13345; (b) R. S. Sheridan, *Chem. Rev.*, 2013, **113**, 7179; (c) J. Ma, K. Chen, H. Fu, L. Zhang, W. Wu, H. Jiang and S. Zhu, *Org. Lett.*, 2016, **18**, 1322; (d) D. Zhu, J. Ma, K. Luo, H. Fu, L. Zhang and S. Zhu, *Angew. Chem., Int. Ed.*, 2016, **55**, 8452; (e) S.-F. Zhu and Q.-L. Zhou, *Acc. Chem. Res.*, 2012, **45**, 1365; (f) M. Brookhar and W. B. Studabaker, *Chem. Rev.*, 1987, **87**, 2411; (g)



- D. Zhang, Z. Kang, J. Liu and W. Hu, *iScience*, 2019, **14**, 292 and references cited there in.
- 13 (a) H. Kusama and N. Iwasawa, *Chem. Lett.*, 2006, **35**, 1082; (b) J. Barluenga, L. Riesgo, R. Vicente, L. A. López and M. Tomás, *J. Am. Chem. Soc.*, 2008, **130**, 13528.
  - 14 (a) M. J. Gonzalez, E. Lopez and R. Vicente, *Chem. Commun.*, 2014, **50**, 5379; (b) R. J. Harris and R. A. Widenhoefer, *Chem. Soc. Rev.*, 2016, **45**, 4533; (c) Y. Xia, L. Chen, P. Qu, G. Ji, S. Feng, Q. Xiao, Y. Zhang and J. Wang, *J. Org. Chem.*, 2016, **81**, 10484; (d) J. M. Yang, Z. Q. Li, M. L. Li, Q. He, S. F. Zhu and Q. L. Zhou, *J. Am. Chem. Soc.*, 2017, **139**, 3784; (e) H. Keipour, V. Carreras and T. Ollevier, *Org. Biomol. Chem.*, 2017, **15**, 5441.
  - 15 (a) S. Gonzalez-Pelayo and L. A. Lopez, *Adv. Synth. Catal.*, 2016, **358**, 4114; (b) Y. Yu, Y. Chen, W. Wu and H. Jiang, *Chem. Commun.*, 2017, **53**, 640; (c) Y. Ren, L. G. Meng, T. Peng and L. Wang, *Org. Lett.*, 2018, **20**, 4430.
  - 16 J. González, J. González, C. Pérez-Calleja, L. A. López and R. Vicente, *Angew. Chem., Int. Ed.*, 2013, **52**, 5853.
  - 17 (a) D. Zhu, L. Chen, H. Zhang, Z. Ma, H. Jiang and S. Zhu, *Angew. Chem., Int. Ed.*, 2018, **57**, 12405; (b) Y. Xia, S. Qu, Q. Xiao, Z. Zhi-Xiang Wang, P. Qu, L. Chen, Z. Liu, L. Tian, Z. Huang, Y. Zhang and J. Wang, *J. Am. Chem. Soc.*, 2013, **135**, 13502; (c) J. Yang, Z. Li, M. Li, Q. He, S. Zhu and Q. Zhou, *J. Am. Chem. Soc.*, 2017, **139**, 3784; (d) M. Huang, J. Yang, Y. Zhao and S. Zhu, *ACS Catal.*, 2019, **9**, 5353; (e) L. Chen, K. Chen and S. Zhu, *Chem*, 2018, **4**, 1208; (f) R. Vicente, J. González, L. Riesgo, J. González and L. A. López, *Angew. Chem., Int. Ed.*, 2012, **51**, 8063; (g) S. Mata, L. A. López and R. Vicente, *Synlett*, 2015, **26**, 2685; (h) L. N. S. Comprido, J. E. M. N. Klein, G. Knizia, J. Kästner and A. S. K. Hashmi, *Angew. Chem., Int. Ed.*, 2015, **54**, 10336; (i) H. Luo, K. Chen, H. Jiang and S. Zhu, *Org. Lett.*, 2016, **18**, 5208; (j) B. Song, L.-H. Li, X.-R. Song, Y.-F. Qiu, M.-J. Zhong, P.-X. Zhou and Y.-M. Liang, *Chem.-Eur. J.*, 2014, **20**, 5910.
  - 18 M. M. Hansmann, F. Rominger and A. S. K. Hashmi, *Chem. Sci.*, 2013, **4**, 1552.
  - 19 F. Li, P. Hu, M. Sun, C. Li, X. Jia and J. Li, *Chem. Commun.*, 2018, **54**, 6412.
  - 20 D. Purnachandar, K. Suneel, B. Sridhar and G. V. Karunakar, *Org. Biomol. Chem.*, 2019, **19**, 4856.
  - 21 (a) K. Goutham, D. A. Kumar, S. Suresh, B. Sridhar, R. Narender and G. V. Karunakar, *J. Org. Chem.*, 2015, **80**, 11162; (b) N. V. S. M. R. Mangina, K. Veerabhushanam, G. Ravinder, K. Goutham, B. Sridhar and G. V. Karunakar, *Org. Lett.*, 2017, **19**, 282; (c) K. Goutham, V. Kadiyala, B. Sridhar and G. V. Karunakar, *Org. Biomol. Chem.*, 2017, **15**, 7813; (d) K. Veerabhushanam, P. B. Kumar, B. Sridhar and G. V. Karunakar, *J. Org. Chem.*, 2019, **84**, 12228; (e) V. Nagaraju, C. E. Raju, D. Purnachandar, V. Jayathirtha Rao and G. V. Karunakar, *ChemistrySelect*, 2019, **4**, 2053; (f) K. Sunil, Y. Thummala, P. Dalovai, B. Sridhar and G. V. Karunakar, *Org. Biomol. Chem.*, 2019, **17**, 6015; (g) G. Ravinder, N. S. V. M. Rao, B. Sridhar and G. V. Karunakar, *Org. Biomol. Chem.*, 2019, **17**, 2809.
  - 22 See the ESI† for X-ray crystallographic data for compound **3a** and **5**.
  - 23 Authors thank the reviewers suggestions (a) J. Schiefl, J. Schulmeister, A. Doppiu, E. Wörner, M. Rudolph, R. Karch and A. S. K. Hashmi, *Adv. Synth. Catal.*, 2018, **360**, 2493; (b) J. Schiefl, J. Schulmeister, A. Doppiu, E. Wörner, M. Rudolph, R. Karch and A. S. K. Hashmi, *Adv. Synth. Catal.*, 2018, **360**, 3949; (c) A. S. K. Hashmi, *Angew. Chem., Int. Ed. Engl.*, 2000, **39**, 3590; (d) A. S. K. Hashmi, T. M. Frost and J. W. Bats, *J. Am. Chem. Soc.*, 2000, **122**, 11553.
  - 24 (a) J. Ma, H. Jiang and S. Zhu, *Org. Lett.*, 2014, **16**, 4472; (b) P. Liu and J. Sun, *Org. Lett.*, 2017, **19**, 3482; (c) A. S. K. Hashmi, *Angew. Chem., Int. Ed.*, 2010, **49**, 5232; (d) T. Lauterbach, A. M. Asiri and A. S. K. Hashmi, *Adv. Organomet. Chem.*, 2014, **62**, 261.
  - 25 B. Song, L.-H. Li, X.-R. Song, Y.-F. Qiu, M.-J. Zhong, P.-X. Zhou and Y.-M. Liang, *Chem.-Eur. J.*, 2014, **20**, 5910.

