

METAL DERIVATIVES OF AMIDOXIMES

V. DIALKYL- OR DIPHENYL-SILYL DERIVATIVES OF AMIDOXIMES

A.B. GOEL and V.D. GUPTA

Chemistry Department, Rajasthan University, Jaipur 302004 (India)

(Received September 3rd, 1974)

Summary

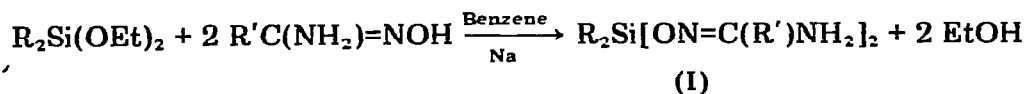
New monomeric dialkyl- or diphenyl-silylbisamidoximes and dialkyl(ethoxy)-silylamidoximes have been characterised. Their infrared spectra have been interpreted and diamagnetic susceptibility of some of them has been determined.

Introduction

Apart from analytical applications, metal complexes of amidoximes [1] have received very little attention. Studies on metal derivatives of amidoximes, $R'(H_2N)C=N-OH$, have been initiated by us recently [2-5], and in continuation of our investigations on organosilicon derivatives, we report here the synthesis and properties of some new dialkyl- or diphenyl-silylbisamidoximes and dialkyl(ethoxy)silylamidoximes.

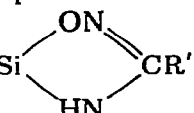
Results and discussion

Dialkyl- or diphenyl-diethoxysilanes were refluxed with the amidoximes in 1/2 molar ratio in benzene, in the presence of a small amount of sodium. The progress of the reaction was checked by estimating the liberated ethanol.

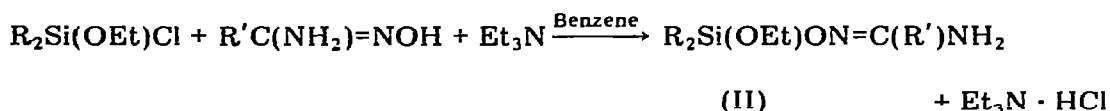


- | | |
|--------------------|--------------------|
| a, R = Me, R' = Me | e, R = Ph, R' = Et |
| b, R = Me, R' = Et | f, R = Ph, R' = Pr |
| c, R = Me, R' = Pr | g, R = Ph, R' = Ph |
| d, R = Me, R' = Ph | |

Attempted preparation of mono-derivatives by carrying out the reactions in equimolar proportions invariably resulted in bis-products (I). These results are consistent with earlier findings [5, 6] that, in contrast, the dialkyldichlorosilanes reacted readily with amidoximes in equimolar ratio in the presence of

triethylamine resulting in the formation of cyclic derivatives, R_2Si  CR'

[4]. However, the mono-products (II) could be obtained by treating dialkyl-(ethoxy)chlorosilanes, $R_2Si(OEt)Cl$, with amidoximes in the presence of triethylamine:



- a, R = Me, R' = Me e, R = Et, R' = Et
b, R = Me, R' = Et f, R = Et, R' = Pr
c, R = Me, R' = Pr
d, R = Me, R' = Ph

All mono- (II) and bis- (I) derivatives are monomeric in refluxing benzene (Tables 1 and 2).

Infrared spectra

The $\nu(OH)$ observed at $3570-3650\text{ cm}^{-1}$ in the parent amidoximes [7] disappear in compounds I and II and two strong bands in the regions $3455-3475\text{ cm}^{-1}$ and $3320-3360\text{ cm}^{-1}$ due to $\nu(NH_2)$ and its deformation at $1575 \pm 5\text{ cm}^{-1}$ are present, suggesting that the products are O-substituted. An intense band in the region $1640-1652\text{ cm}^{-1}$ can be assigned to $\nu(C=N)$ of the oxime moiety. In dialkylsilyl products, the vibrations of the R_2 group on silicon show characteristic bands [8, 9], at ca. 805 and $840-850\text{ cm}^{-1}$ due to $\nu_s(Si-C)$ and methyl rocking along with the $\delta_s(Me)$ at ca. 1255 cm^{-1} and $\delta_s(Et)$ at ca. 1238 cm^{-1} . Absorption bands at $1070-1110\text{ cm}^{-1}$ with two or three split band groups characteristic of $\nu_{as}(Si-O-C)$, $(Si-O-N)$ and $\nu(C-O)$ frequencies have been observed in both mono- (II) and bis- (I) products. A medium to strong band at $935 \pm 12\text{ cm}^{-1}$ is due to $\nu(N-O)$ and at $720-735\text{ cm}^{-1}$ is assigned to $\nu_s(Si-O)$. The positions of $\nu(Si-C)$, $\nu(Si-O)$ in comparison to dialkyldiethoxysilane [10, 11], and $\nu(NH_2)$ with respect to parent amidoxime [2] are almost unchanged, indicating the absence of any intramolecular coordination ($Si-N$) [12].

PMR spectra

The PMR spectra of IIb gave two multiplets due to methylene protons of ethoxy and ethyl groups each of which splits into two sets of quartets at τ 6.14, 6.20 and τ 7.79, 7.84 respectively, suggesting the presence of some isomeric forms. Methyl protons could be distinguished at τ 8.82 (ethoxy) and 8.97 (ethyl). The presence of isomers is also indicated by three closely spaced signals (τ 9.80, 9.91 and 9.97) due to Me_2Si protons. Methylene (two multiplets), methyl and Me_2Si protons are observed in the ratio 1/1/3/3. The most likely

(continued on p. 331)

TABLE 1

PREPARATION AND ANALYSES OF DIMETHYL- AND DIPHENYL-SILYLBISAMIDOXIMES

| Reactants (g) | | Product | Reaction time (h) | B.p. (°C/mm) | Nature and yield (%) | Analysis found (calcd.) | | | Mol. wt. found (calcd.) | n_D^{25} |
|---------------|------------------|---------|-------------------|--------------------------|--------------------------|--------------------------|---------------|---------------|-------------------------|------------|
| $R_2S(OEt)_2$ | $R'(H_2N)C=N-OH$ | | | | | Ethanol in azeotrope (g) | Si (%) | N (%) | | |
| R | R' | | | | | | | | | |
| Me 2.07 | Me 2.06 | Ia | 42 | 128/0.1 | White crystn. solid (85) | 1.22 (1.28) | 13.72 (13.75) | 29.20 (29.39) | 254 (204.3) | |
| Me 1.53 | Et 1.92 | Ib | 39 | 68/0.1 | Colourless liquid (84) | 0.95 (1.00) | 12.04 (12.09) | 24.06 (24.12) | 248 (232.3) | 1.4495 |
| Me 1.29 | Pr 1.77 | Ic | 40 | 79/0.1 | Colourless liquid (80) | 0.76 (0.80) | 10.68 (10.78) | 21.50 (21.51) | 275 (260.4) | 1.4630 |
| Me 1.27 | Ph 2.33 | Id | 38 | Crystd. from hot benzene | White solid (92) | 0.75 (0.79) | 8.45 (8.55) | 17.01 (17.06) | 327 (328.5) | |
| Ph 1.46 | Et 0.95 | Ie | 37 | — | Viscous liquid (98) | 0.46 (0.49) | 7.81 (7.88) | 15.60 (15.71) | 367 (356.5) | |
| Ph 0.99 | Pr 0.74 | If | 38 | Crystd. from hot benzene | White solid (88) | 0.30 (0.33) | 7.24 (7.30) | 14.50 (14.57) | 389 (384.5) | |
| Ph 1.27 | Ph 1.27 | Ig | 35 | Crystd. from hot benzene | White solid (94) | 0.40 (0.44) | 6.12 (6.20) | 12.30 (12.38) | 450 (452.6) | |

TABLE 2

PREPARATION AND ANALYSES OF DIALKYL(ETHOXY)SILYLAMIDOXIMES^a

| Reactants (g) | Product | | | Reaction time | B.p. (°C/mm) | Yield (%) | Analysis found (calcd.) (%) | | | n_D^{25} |
|---------------|-------------------------|-----------------------------|-------------------|---------------|--------------|-----------|-----------------------------|---------|----------------|------------|
| | R ₂ S(OEt)Cl | R' (H ₂ N)C=N-OH | Et ₃ N | | | | Si | N | found (calcd.) | |
| Me | | | | | | | | | | |
| 1.13 | Me | 0.60 | 0.84 | 1 h | 57/0.2 | 90 | 15.80 | 15.81 | 189 | 1.4475 |
| | | | | | | | (15.92) | (15.89) | (176.3) | |
| Me | Et | | | 30 min | 73/1.0 | 88 | 14.65 | 14.70 | 197 | 1.4465 |
| 1.17 | | 0.74 | 0.86 | | | | (14.75) | (14.72) | (100.3) | |
| Me | Pr | | | 25 min | 74/0.7 | 86 | 13.64 | 13.71 | 211 | 1.4465 |
| 1.18 | | 0.87 | 0.87 | | | | (13.76) | (13.72) | (204.3) | |
| Me | Ph | | | 25 min | 140/0.2 | 78 | 11.70 | 11.72 | 233 | — |
| 1.19 | | 1.17 | 0.90 | | | | (11.70) | (11.76) | (238.4) | |
| Et | Et | | | 30 min | 85/0.1 | 85 | 12.77 | 12.78 | 237 | 1.4515 |
| 1.10 | | 0.58 | 0.72 | | | | (12.86) | (12.82) | (218.4) | |
| Et | Pr | | | 30 min | 87/0.1 | 86 | 12.01 | 12.02 | 230 | 1.4515 |
| 1.08 | | 0.66 | 0.66 | | | | (12.08) | (12.05) | (232.5) | |

^a All the products are colourless liquids prepared at room temperature.

TABLE 3

DIAMAGNETIC SUSCEPTIBILITY DATA FOR DIMETHYLSILYLBISAMIDOXIMES AND DIMETHYL(ETHOXY)SILYLAMIDOXIMES^a

| Compound (R') | χ_M observed | % Difference between observed and calculated χ_M |
|---------------|----------------------|---|
| Ia (Me) | 124.4 | -4.8 |
| Ib (Et) | 146.9 | -4.4 |
| Ic (Pr) | 169.4 | -3.7 |
| IIa (Me) | 113.4 | -3.6 |
| IIb (Et) | 124.5 | -3.5 |
| IIc (Pr) | 135.8 | -3.2 |

^a 10^{-6} c.g.s. units.

isomers are *syn* and *anti* forms for which evidence has been gathered in the PMR data of trimethylsilylamidoxime [2].

Diamagnetic susceptibility

A wave-mechanical method using the concept of bond susceptibility has been used [13, 14]. The experimentally determined values and the percentage difference between observed and calculated diamagnetic susceptibilities of the compounds have been summarised in Table 3.

The values reported (Table 3) have been treated graphically for each individual series by plotting molar susceptibility against the length of the alkyl chains in the homologous compounds. Both plots were linear and the information obtained from them for each series is given in Table 4. χ_{Si} have been calculated using the standard χ values of different groups [14-16].

The lower values of χ_{Si} (17.90 and 17.85) for both series (Table 4) in comparison with χ_{Si} for the Si-C system (reported to be 21.00 for tetra-compounds [17]) are explainable by "back-bonding" to the silicon atom from the oxygen lone-pair. These observations are consistent with the data of Abel et al. [17].

TABLE 4

VALUES OF THE DIAMAGNETIC SUSCEPTIBILITIES OF THE METHYLENE GROUPS AND THE CENTRAL METAL ATOM IN THE SERIES STUDIED

| Series | Gradient of plot χ_M against n | χ_{CH_2} | Axial intercept | χ_{Si} |
|--------|---|---------------|-----------------|-------------|
| I | 11.25 | 11.25 | 100.4 | 17.90 |
| II | 11.20 | 11.20 | 101.7 | 17.85 |

Experimental

Experimental details and analytical methods are as described in an earlier report [5]. Freshly distilled dimethyldiethoxysilane (113.8°) and diphenyldiethoxysilane (151-153°/6.0 mm) were used. Dimethyl(ethoxy)chlorosilane (95-96°) and diethyl(ethoxy)chlorosilane (146-147°) were prepared [18] and distilled before use. Amidoximes were synthesized by the standard methods [1, 19].

Infrared spectra were recorded on neat samples or on nujol mulls, using KBr optics (Perkin—Elmer 337) in the range 4000-400 cm^{-1} . Molecular weights were determined in refluxing benzene in a semi-micro (Gallenkamp) ebulliometer. Refractive indices were determined with an Abbé refractometer. The PMR spectrum was run on a Varian A-60 in CCl_4 using TMS as internal standard.

All diamagnetic susceptibility measurements have been carried out at room temperature (26°) by the Gouy method. Benzene was used as a reference liquid having specific susceptibility -0.702×10^{-6} c.g.s. units. The accuracy of the determination of the Gouy force was of the order of ± 0.05 mg.

Reaction between dimethyl- or diphenyl-diethoxysilane and amidoxime (molar ratio 1/2)

Dimethyl- or diphenyl-diethoxysilane and the appropriate amidoxime were added to anhydrous benzene (ca. 50 ml). A small piece of metallic sodium was added and the reaction mixture was refluxed and the ethanol liberated was fractionated azeotropically with benzene for ca. 30-40 h. Solvent was removed under reduced pressure and the residue was distilled in vacuo or crystallized to give the product. The details are given in Table 1.

Reactions of dialkylchloroethoxysilanes with amidoximes in the presence of triethylamine (molar ratio 1/1/1)

To the amidoxime in benzene (ca. 40 ml), triethylamine and dialkylchloroethoxysilane were added. The mixture was stirred at room temperature for ca. 1/2 h and filtered. The solvent was removed and the residue on distillation in vacuo gave the product. Results are collected in Table 2.

Acknowledgements

Thanks are due to Prof. R.C. Mehrotra and Prof. K.C. Joshi for providing the laboratory facilities. One of us (A.B.G.) is grateful to the C.S.I.R., New Delhi for the award of a Junior Research Fellowship.

References

- 1 F. Elog and R. Lenaers, *Chem. Rev.*, **62** (1962) 155.
- 2 A.B. Goel and V.D. Gupta, *J. Organometal. Chem.*, **72** (1974) 171.
- 3 A.B. Goel and V.D. Gupta, *J. Organometal. Chem.*, **77** (1974) 183.
- 4 A.B. Goel and V.D. Gupta, *Aust. J. Chem.*, (1974) in press.
- 5 A.B. Goel and V.D. Gupta, *Indian J. Chem.*, (1974) in press.
- 6 E. Larsson, *Acta Chem. Scand.*, **8** (1954) 898.
- 7 L. Brandt, *Meded. Vlaam. Chem. Ver.*, **29** (1967) 57.

- 8 E.W. Abel and R.P. Bush, *J. Organometal. Chem.*, 3 (1965) 245.
- 9 N.B. Colthup, L.H. Daly and S.E. Wiberley, *Introduction to Infrared and Raman Spectroscopy*, Academic Press, London, 1964.
- 10 R. Forneris and E. Funk, *Z. Electrochem.*, 62 (1958) 1130.
- 11 T. Tanaka, *Bull. Chem. Soc. Jap.*, 33 (1960) 446.
- 12 R.C. Mehrotra and P. Bajaj, *J. Organometal. Chem.*, 24 (1970) 611.
- 13 J. Baudet, *J. Chim. Phys.*, 58 (1961) 228.
- 14 A. Pacault, J. Hoarau and A. Marchand, *Advances in Chemical Physics*, Interscience, New York, 1961, p. 171.
- 15 Ya.G. Dorfman, *Diamagnetism and Chemical bond*, Elsevier, New York, 1965, p. 24.
- 16 W.R. Angus, G.I.W. Llewellyn and G. Scott, *Trans. Faraday Soc.*, 55 (1959) 887.
- 17 E.W. Abel, R.P. Bush, C.R. Jenkins and T. Zobel, *Trans. Faraday Soc.*, 60 (1964) 1214.
- 18 L.W. Breed, J.W. Haggerty Jr. and F. Baiocchi, *J. Org. Chem.*, 25 (1960) 1633.
- 19 J. Barrans, R. Mathis-Noel and F. Mathis, *C.R. Acad. Sci. Paris*, 245 (1957) 419.