

# Selective TEMPO-Catalyzed Chemicals vs. Electrochemical Oxidation of Carbohydrate Derivatives

Maximilien Barbier

---

Laboratoire des Glucides, CNRS UMR 6219, Faculté des Sciences, Université de Picardie “Jules Verne”, Amiens, France

Tony Breton and Karine Servat

---

Laboratoire de Catalyse en Chimie Organique, CNRS UMR 6503, Université de Poitiers, Poitiers Cedex, France

Eric Grand

---

Laboratoire des Glucides, CNRS UMR 6219, Faculté des Sciences, Université de Picardie “Jules Verne”, Amiens, France

Boniface Kokoh

---

Laboratoire de Catalyse en Chimie Organique, CNRS UMR 6503, Université de Poitiers, Poitiers Cedex, France

José Kovensky

---

Laboratoire des Glucides, CNRS UMR 6219, Faculté des Sciences, Université de Picardie “Jules Verne”, Amiens, France

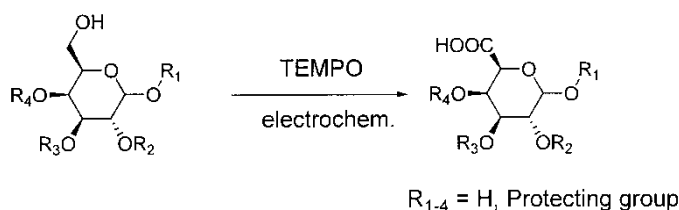
TEMPO-catalyzed electrochemical oxidation of carbohydrate derivatives was performed and compared with chemical oxidation, which requires the use of co-oxidants. Allyl-protected derivatives could be readily oxidized by both methods. Electrochemical selective

---

Received July 22, 2005; accepted February 10, 2006.

Address correspondence to José Kovensky, Laboratoire des Glucides, CNRS UMR 6219, Faculté des Sciences, Université de Picardie “Jules Verne”, 33 rue Saint-Leu, 80039, Amiens, France. E-mail: jose.kovensky@u-picardie.fr

oxidation of primary positions has been adapted to unprotected mono- and oligosaccharides.



**Keywords** TEMPO, Selective oxidation, Allyl-protected carbohydrates

## INTRODUCTION

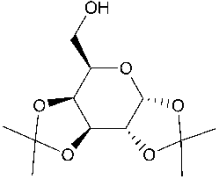
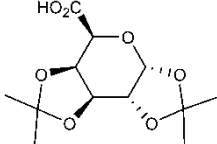
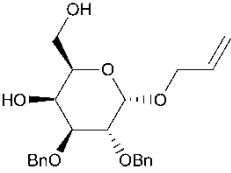
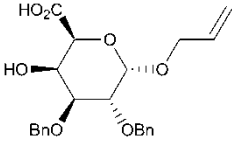
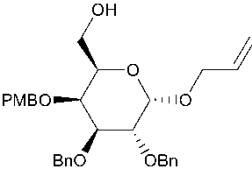
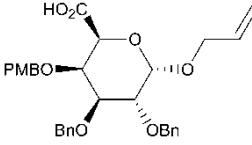
In the last decade, the use of organic nitroxyl radicals has been introduced in carbohydrate chemistry for the selective oxidation of primary alcohols. Successful oxidations of primary alcohol groups of monosaccharides, oligosaccharides, and polysaccharides to the corresponding carboxyl functionalities have been reported.<sup>[1–13]</sup> The stable nitroxyl radical—2,2,6,6-tetramethyl-1-piperidinyloxy (TEMPO)—is oxidized through a one-electron transfer reaction to the corresponding nitrosonium salt, which is the active oxidant in the primary alcohol oxidation.<sup>[14,15]</sup> Nitroxyl radicals can be used in catalytic amounts; the presence of a regenerating oxidant system is required. Typical procedures using homogeneous (aq NaClO-KBr or NaBr) or biphasic systems (water-CH<sub>3</sub>CN-NaClO-NaClO<sub>2</sub>) have been adapted to organic and water soluble substrates, respectively.

Electrochemical oxidation of the hydroxylamine formed to regenerate TEMPO is an interesting alternative to chemical co-oxidants.<sup>[16,17]</sup> We report here our results for the electrochemical TEMPO oxidation of primary positions of different carbohydrate derivatives compared with chemical oxidation.

## RESULTS AND DISCUSSION

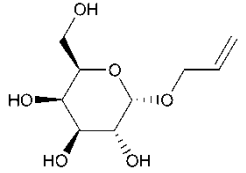
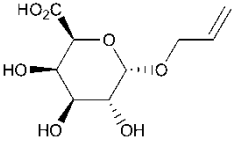
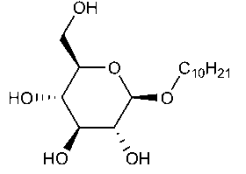
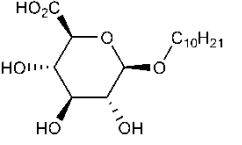
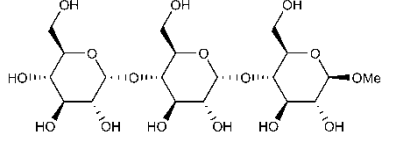
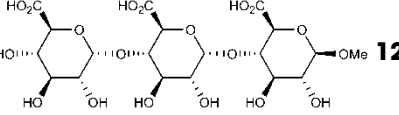
The results of chemical and electrochemical oxidation of a series of carbohydrate compounds are summarized in Table 1. A typical voltammogram, demonstrating the action of oxoammonium ions on protected carbohydrates, is presented in Figure 1. The shape of the voltammogram in the presence of allyl 2,3-di-O-benzyl-4-O-*p*-methoxybenzyl- $\alpha$ -D-galactopyranoside shows that the oxidation begins at ca. 0.25 V (Ag/AgNO<sub>3</sub>) (i.e., after the formation of oxoammonium ions). The plateau observed on the j-E profile suggests that the oxidation mechanism is a controlled diffusion process.

**Table 1:** Carbohydrate derivatives used as starting materials and their oxidation products.

Starting material	Product	Time for total conversion/yield		
		H <sub>5</sub> IO <sub>6</sub> /CrO <sub>3</sub>	TEMPO chemical	TEMPO electrochem.
		15 min 97%	4 days method A 91%	21 h method C 56%
		—	4 days method A 58%	24 h method C 57%
		Degradation	4 days method A 95%	24 h method C 50%

(continued)

Table 1: Continued.

Starting material	Product	Time for total conversion/yield		
		H <sub>5</sub> IO <sub>6</sub> /CrO <sub>3</sub>	TEMPO chemical	TEMPO electrochem.
		—	14 days method A <sup>#</sup> 65%	29 h method D 70%
		—	4 days method A <sup>§</sup> 90%	23 h method D* 97%
		—	no reaction method B 8 days method A 74%	48 h method D 86%

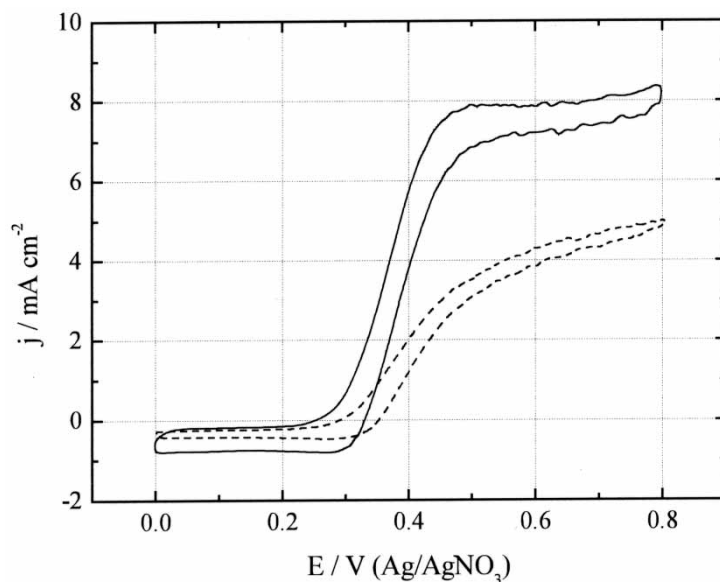
Chemical oxidation. Method A: Acetonitrile - phosphate buffer pH 6.7 - NaClO<sub>2</sub> - NaClO. Method B: NaClO - KBr.

Electrochemical oxidation. Method C: CH<sub>3</sub>CN - 5% of 0.2 M NaClO<sub>4</sub>. Method D: Carbonate buffer (0.5 M, pH 10).

<sup>#</sup> After 14 days, the reaction was stopped at 80% conversion. Oxidation of **4** by method B gave mucic acid in 2 days.

<sup>§</sup> Oxidation of **5** by method B is slower, and complete disappearance of starting material was not observed.

\*5% CH<sub>3</sub>CN was added to prevent foaming of the tensioactive compound **5** during stirring.



**Figure 1:** Cyclic voltammetry of 9.6 mg (0.3 equiv.) of TEMPO recorded at  $50 \text{ mV s}^{-1}$  in  $\text{CH}_3\text{CN}/\text{H}_2\text{O}$  (95/5), 0.2 M  $\text{NaClO}_4$ , under stirred conditions on a vitreous carbon anode with 8 equiv. of 2,6-lutidine (·····), and in presence of 0.20 mmole of allyl 2,3-di-*O*-benzyl-4-*O*-*p*-methoxybenzyl- $\alpha$ -D-galactopyranoside (—).

### Protected Carbohydrate Derivatives (No Free Secondary Alcohols)

Compounds **1** and **3** are galactose derivatives possessing their primary hydroxyls as the unique unprotected function. Conventional chemical methods should work well enough to obtain the oxidized products in good yields.  $\text{H}_5\text{IO}_6$ - $\text{CrO}_3$  oxidation<sup>[18]</sup> of 1,2:3,4-di-*O*-isopropylidene- $\alpha$ -D-galactopyranose **1** allowed to obtain, as expected, the galacturonic acid **7**<sup>[19]</sup> in 15 min. In this case, TEMPO-catalyzed oxidation, either chemical or electrochemical, did not improve the yield, the reaction times being longer.

On the other hand, when allyl 2,3-di-*O*-benzyl-4-*O*-*p*-methoxybenzyl- $\alpha$ -D-galactopyranoside (**3**) was submitted to the same  $\text{H}_5\text{IO}_6$ - $\text{CrO}_3$  reaction conditions, the degradation of starting material was observed, probably due to the undesired deprotection of the acid-sensitive *p*-methoxybenzyl group at HO-4, leading to further oxidation. Compound **3** was smoothly converted to the corresponding acid **9** by TEMPO ( $\text{NaClO}_2$ - $\text{NaOCl}$  in acetonitrile-phosphate buffer) in 4 days in very good yield. Electrochemical oxidation of **3**, performed in aqueous acetonitrile in the presence of 2,6-lutidine, was disappointing: Degradation of the starting material was observed, and the desired product **9** could be isolated in 30% yield. This result is probably due to the radical cleavage of the *p*-methoxybenzyl

group. Oxidation of benzyl groups by oxoammonium salts has been previously reported,<sup>[20]</sup> and the presence of the *p*-methoxy substituent would make the group easier to oxidize. However, in the chemical oxidation this cleavage was not detected. A possible explanation is that the biphasic medium used for the NaClO<sub>2</sub> system prevents the formation of radical species or their attack to the sensitive protecting group.

### Partially Protected Carbohydrate Derivatives (One Free Secondary Hydroxyl)

The TEMPO-NaClO system is useful for the selective oxidation of primary positions in the presence of unprotected secondary hydroxyls, while no other chemical oxidation (i.e., chromium-based reactives) can be employed. The dibenzyl derivative **2**<sup>[21]</sup> could be readily oxidized to **8**, although in 58% yield and after several days. Electrochemical oxidation allowed to reach similar yield, but in shorter reaction times (24 h).

### Unprotected Carbohydrate Derivatives (Several Free Hydroxyls)

The transformation of carbohydrates by electrochemical oxidation is carried out under mild conditions, avoiding the formation of side products and the use of co-oxidants. The main interest is to analyze the behavior of unprotected sugar derivatives in comparison to the chemical oxidation in a homogeneous system. For water-soluble starting materials, the electrochemical reaction was performed in aqueous carbonate buffer. Allyl  $\alpha$ -D-galactopyranoside **4**<sup>[22]</sup> and *n*-decyl  $\beta$ -D-glucopyranoside **5** were submitted to chemical oxidation with TEMPO to give galacturonic acid **10** (see below) and glucuronic acid **11**, respectively. Both conditions A and B were tested for compound **5**, due to its amphiphilic character. When KBr conditions were used, the reaction did not reach completion and was slower. On the other hand, the method A resulted more appropriately to prevent foaming, and the oxidized product **11** was obtained in 4 days. Electrochemical oxidation of both **4** and **5** proceeded in 29 h and 23 h, respectively, leading to **10** and **11** in very good yields.

### Compatibility with Allyl Protecting Groups

The interesting results observed on chemical TEMPO oxidation of allyl-containing compounds such as **2**, **3**, and **4** merit some comment. It has been claimed that TEMPO-mediated oxidation with sodium hypochlorite was incompatible with allyl ether-protected carbohydrates,<sup>[23]</sup> and that the application of nitroxyl radicals in the presence of an allyl group would be impossible

as the double bond of this group is sensitive to radicals.<sup>[24]</sup> Actually, when we performed the oxidation of allyl galactoside **4** by the method B (aq NaOCl, KBr), the product obtained was mucic acid, thus indicating that the anomeric allyl-protecting group was lost and both primary positions oxidized to the dicarboxylic acid. On the other hand, compounds **2** and **3** were readily oxidized to **8** and **9**, respectively, in the standard conditions normally used for organic soluble starting materials (method A: NaClO<sub>2</sub> - NaOCl in water acetonitrile), without cleavage of the allyl group. When we applied these conditions to **4**, the oxidation proceeded slowly but smoothly to give compound **10**. Therefore, we can conclude that the allyl group is not incompatible with TEMPO oxidation. To prevent allyl cleavage, it is necessary to perform the oxidation without the use of NaBr (or KBr) in the reaction mixture. This effect is probably due to the known effect of enhancement of radical reactivity produced by these salts. A drawback of this NaBr-free system is the longer reaction times observed for oxidations (several days). Electrochemical TEMPO oxidation of different allyl-containing derivatives avoids this problem and afforded the expected carboxylic acids in good to excellent yields; these reactions proceed in the absence of NaBr or KBr salts.

### Oxidation of Methyl $\beta$ -D-Maltotrioside

Finally, we tried the oxidation of maltotrioside **6**<sup>[25]</sup> to the corresponding glucuronic acid trisaccharide **12**. Unlike the monomers, a difference was observed in the uptake of charge. In fact, after 48 h, the reaction seemed to be stopped as no evolution in charge transfer was observed. For a calculated Q of 223C, the effective charge transferred was 176C. This fact can simply be due to a slow diffusion of oxidized species from the electrode, but it could indicate that one of the primary alcohol functions is particularly resistant to oxidation (i.e., the central C-6, or simply the last one to be oxidized). Analytical high-pressure anion exchange chromatography (HPAEC-PAD) of the reaction mixture before completion showed the presence of two products, but we were not able to characterize the partial oxidized trisaccharide. The oxidized trisaccharide was purified through Biogel P-2 and obtained as the trisodium salt. Attempts to perform chemical oxidation of **6** by method B were unsuccessful, and no change was observed even after a week. Surprisingly, oxidation could be accomplished by method A, where a biphasic system is used, and the reaction time was 8 days. Electrochemical oxidation is therefore a good alternative to obtain fully oxidized oligosaccharides.

## CONCLUSIONS

The transformation of carbohydrates by electrochemical oxidation is carried out under mild conditions, which avoid the production of side products,

except in the presence of *p*-methoxybenzyl-protecting groups. The complete oxidation can be controlled by the quantity of electricity corresponding to the regeneration of oxoammonium ions. This electrochemical process allows shorter reaction times in comparison to a homogeneous system. We could also determine that in the absence of bromide salts, the TEMPO oxidation is compatible with allyl-protecting groups. On the other hand, electrochemical oxidation could be useful to perform extensive modifications of oligosaccharides. Although tested on a 100 mg scale, the method described can be easily adapted to multigram quantities for applying to synthesis of added value products.

## EXPERIMENTAL

### Chemical Oxidation

*Method A (organic-soluble compounds).* To a solution of the carbohydrate substrate and TEMPO (0.07 equiv.) in a 55:45 mixture of acetonitrile and 0.67 M phosphate buffer (pH 6.7), NaClO<sub>2</sub> (20% aq solution, 2.0 equiv.) and NaClO (15% aq solution, 0.06 equiv.) were added. After stirring for 4 days, ether and Na<sub>2</sub>S<sub>2</sub>O<sub>3</sub> (0.5 M aq solution) were added. The mixture was acidified to pH 2 with conc aq HCl, and the aqueous phase was extracted with ether. The organic layers were assembled, dried (anhydrous Na<sub>2</sub>SO<sub>4</sub>), filtered, and evaporated to give the crude acid, which was purified by silica gel chromatography.

*Method B (water-soluble compounds).* To a solution of the carbohydrate substrate, TEMPO (0.1 equiv.) and NaBr (0.3 equiv.) in water (30 mL) were added. NaClO (15% aq solution, 3.0 equiv.) were slowly added to the solution previously brought to pH 10 by adding 4 M HCl. The pH was automatically maintained at 10 by adding 0.5 M NaOH with a pH-stat. After stirring for 24 h, additional NaClO (15% aq solution, 3.0 equiv.) was added and the mixture stirred another 24 h. After solvent evaporation or lyophilization, the crude acid was purified and characterized.

### Electrochemical Oxidation

*Method C (organic-soluble compounds).* To a solution of the starting carbohydrate derivative (100 mg) and TEMPO (0.3 equiv.) in 95:5 acetonitrile - 0.2 M aqueous NaClO<sub>4</sub> (40 mL), lutidine (8 equiv.) was added. The potential was applied until a total charge of 4 Faraday per mole was consumed. After solvent evaporation, ethyl acetate and 10% aq HCl were added. The organic layer was separated, dried over anhydrous Na<sub>2</sub>SO<sub>4</sub>, filtered, and evaporated to give the crude acid. Flash chromatography using the indicated eluant gave pure products.



**Method D (water-soluble compounds).** A solution of the starting carbohydrate derivative (100 mg) and TEMPO (0.3 equiv.) in 0.5 M aqueous sodium carbonate buffer (40 mL, pH 10) was used. The potential was applied until a total charge of 4 Faraday per mole was consumed. The mixture was treated with Amberlite 200 ( $\text{H}^+$ ), filtered, and concentrated.

Working electrode: graphite

Counter electrode: Pt separated from the electrolyte with a proton exchange membrane

Reference electrode: Ag/AgNO<sub>3</sub> (0.1 M)

**Allyl 2,3-di-*O*-benzyl-4-*O*-*p*-methoxybenzyl- $\alpha$ -D-galactopyranoside (3).**

Allyl  $\alpha$ -D-galactopyranoside **4**<sup>[22]</sup> was first converted to its 4,6-*O*-*p*-methoxybenzylidene derivative (*p*-methoxybenzaldehyde dimethyl acetal, *p*-toluenesulfonic acid, DMF), followed by benzylation (NaH, BnBr, DMF) and finally reductive opening of the *p*-methoxybenzylidene acetal (LiAlH<sub>4</sub>, AlCl<sub>3</sub>, dichloromethane-ether) to give **3** (59% overall yield), as syrup:  $[\alpha]_{\text{D}} + 10$  (*c* 0.23, CHCl<sub>3</sub>); <sup>1</sup>H NMR (300 MHz, CDCl<sub>3</sub>)  $\delta$  7.40–7.32 (m, 10H, H<sub>Ar</sub>-Bn), 7.29 (d, 2H, *J*<sub>o</sub> 8.3 Hz, PMB), 6.90 (d, 2H, *J*<sub>o</sub> 8.3 Hz, PMB), 5.98 (dddd, 1H, *J*<sub>2',3'trans</sub> 17.2 Hz, *J*<sub>2',3'cis</sub> 10.3 Hz, *J*<sub>1'a,2'</sub> 5.5 Hz, *J*<sub>1'b,2'</sub> 6.4 Hz, H-2'), 5.35 (broad d, 1H, *J*<sub>2',3'trans</sub> 17.2 Hz, H-3'a), 5.24 (broad d, 1H, *J*<sub>2',3'cis</sub> 10.3 Hz, H-3'b), 4.97 (d, 1H, *J*<sub>1,2</sub> 3.2 Hz, H-1), 4.94 (d, 2H, *J*<sub>gem</sub> 11.4 Hz, CHPh), 4.87 (d, 1H, *J*<sub>gem</sub> 11.8 Hz, CHPh), 4.80 (d, 1H, *J*<sub>gem</sub> 11.4 Hz, CHPh), 4.73 (d, 1H, *J*<sub>gem</sub> 11.8 Hz, CHPh), 4.63 (d, 1H, *J*<sub>gem</sub> 11.4 Hz, CHPh), 4.19 (broad dd, 1H, *J*<sub>gem</sub> 13.2 Hz, *J*<sub>1'a,2'</sub> 5.5 Hz, H-1'a), 4.11 (dd, 1H, *J*<sub>1,2</sub> 3.2 Hz, *J*<sub>2,3</sub> 9.9 Hz, H-2), 4.08–4.05 (m, 1H, *J*<sub>1'b,2'</sub> 6.4 Hz, H-1'b), 4.02 (dd, 1H, *J*<sub>2,3</sub> 9.9 Hz, *J*<sub>3,4</sub> 2.8 Hz, H-3), 3.93 (broad d, 1H, *J*<sub>3,4</sub> 2.8 Hz, H-4), 3.85–3.78 (m, 4H, H-5, OMe), 3.73 (dd, 1H, *J*<sub>gem</sub> 11.1 Hz, *J*<sub>5,6a</sub> 6.2 Hz, H-6a), 3.53 (m, 1H, *J*<sub>gem</sub> 11.1 Hz, H-6b), 2.04 (s large, 1H, OH). <sup>13</sup>C NMR (75,5 MHz, CDCl<sub>3</sub>): 159.2 (C<sub>i</sub>-OMe), 138.7, 138.4 (C<sub>i</sub>-Ph), 133.8 (C-2'), 130.1 (C<sub>i</sub>-PMB), 130.0 (PMB), 128.2–127.3 (Ph), 117.8 (C-3'), 113.7 (PMB), 96.2 (C-1), 79.0 (C-3), 76.4 (C-2), 74.5 (C-4), 73.8, 73.4, 73.2 (CH<sub>2</sub>Ph), 70.3 (C-5), 68.2 (C-1'), 62.2 (C-6), 55.1 (OMe).

ES-HRMS (+Na): Calcd. for C<sub>31</sub>H<sub>36</sub>O<sub>7</sub>Na: *m/z* 543.2359. Found: 543.2371.

**1,2:3,4-di-*O*-isopropylidene- $\alpha$ -D-galactopyranosiduronic acid (7).**

TEMPO-chemical oxidation: Method A (91% yield). TEMPO-electrochemical oxidation: Method C (56% yield). *E* = +0.55 V (Ag/AgNO<sub>3</sub>). *Q* = 215 C (theor. 154 C). Chromium-chemical oxidation: To a solution of 1,2:3,4-Di-*O*-isopropylidene- $\alpha$ -D-galactopyranose (**1**, 105 mg, 0.403 mmol) in acetonitrile (2.0 mL) and water (15  $\mu$ L), a solution of H<sub>5</sub>IO<sub>6</sub>/CrO<sub>3</sub> (2.45 mL, 4.84 mmol/1.2 mol % in 0.75% H<sub>2</sub>O/CH<sub>3</sub>CN) was added at 0°C. After 15 min, Na<sub>2</sub>S<sub>2</sub>O<sub>3</sub> (10 mL of a 14% aq solution) was added and the aqueous solution was washed with

dichloromethane ( $2 \times 10$  mL) and ethyl acetate (15 mL). The mixture was acidified to pH 2 with conc aq HCl, and the aqueous phase was extracted with dichloromethane ( $3 \times 15$  mL) and ethyl acetate ( $3 \times 15$  mL). The organic layers were assembled, dried (anhydrous  $\text{Na}_2\text{SO}_4$ ), filtered, and evaporated to give the crude acid, which was purified by silica gel chromatography (ethyl acetate, then 1:1 ethyl acetate – methanol), leading to **7** (108 mg, 97% yield) as a white solid, which was recrystallized from diisopropylether-cyclohexane: m.p. 159.5–160°C (lit.<sup>[19]</sup> 157°C);  $[\alpha]_{\text{D}} - 49$  (c 0.1,  $\text{CH}_3\text{OH}$ ) (lit.<sup>[19]</sup> –84,  $\text{CHCl}_3$ ). (Sell, 1938);  $^1\text{H}$  NMR (300 MHz,  $\text{CD}_3\text{OD}$ )  $\delta$  5.59 (d, 1H,  $J_{1,2}$  4.9 Hz, H-1), 4.72 (dd, 1H,  $J_{2,3}$  2.6 Hz,  $J_{3,4}$  7.7 Hz, H-3), 4.58 (dd, 1H,  $J_{3,4}$  7.7 Hz,  $J_{4,5}$  2.2 Hz, H-4), 4.44 (dd, 1H,  $J_{1,2}$  4.9 Hz,  $J_{2,3}$  2.6 Hz, H-2), 4.38 (d, 1H,  $J_{4,5}$  2.2 Hz, H-5), 1.50 (s, 3H,  $\text{CH}_3$ ), 1.40 (s, 3H,  $\text{CH}_3$ ), 1.34 (s, 3H,  $\text{CH}_3$ ), 1.33 (s, 3H,  $\text{CH}_3$ ).  $^{13}\text{C}$  NMR (75,5 MHz,  $\text{CD}_3\text{OD}$ )  $\delta$  171.6 (C-6), 110.8 ( $\text{CMe}_2$ ), 110.2 ( $\text{CMe}_2$ ), 97.7 (C-1), 73.2 (C-4), 72.0 (C-3), 71.6 (C-2), 69.1 (C-5), 26.2 ( $2\text{CH}_3$ ), 25.0 ( $\text{CH}_3$ ), 24.7 ( $\text{CH}_3$ ).

ES-HRMS (+Na): Calcd. for  $\text{C}_{12}\text{H}_{17}\text{O}_7\text{Na}_2$  (sodium salt): m/z 319.0770. Found: 319.0776.

**Allyl 2,3-di-O-benzyl- $\alpha$ -D-galactopyranosiduronic acid (8).** TEMPO-chemical oxidation: Method A (58% yield). TEMPO-electrochemical oxidation: Method C (57% yield).  $E = + 0.55$  V (Ag/AgNO<sub>3</sub>).  $Q = 113$  C (theor. 102 C). Allyl 2,3-di-O-benzyl- $\alpha$ -D-galactopyranoside **2**<sup>[21]</sup> was oxidized by and purified by silica gel chromatography (9:1 to 1:1 ethyl acetate – methanol), leading to **8** as a white solid, m.p. 215.5–216.5°C;  $[\alpha]_{\text{D}} + 64$  (c 0.3,  $\text{CHCl}_3$ );  $^1\text{H}$  NMR (300 MHz,  $\text{CD}_3\text{OD}$ )  $\delta$  7.30–7.20 (m, 10H, Ph), 5.89 (ddt, 1H,  $J_{2',3'\text{trans}}$  17.4 Hz,  $J_{2',3'\text{cis}}$  11.2 Hz,  $J_{1',2'}$  5.3 Hz, H-2'), 5.37 (broad s, 1H, H-1), 5.32 (broad d, 1H,  $J_{2',3'\text{trans}}$  17.4 Hz, H-3'a), 5.13 (d, 1H,  $J_{2',3'\text{cis}}$  11.2 Hz, H-3'b), 4.76 (d, 1H,  $J_{\text{gem}}$  10.5 Hz,  $\text{CHPh}$ ), 4.71 (d, 1H,  $J_{\text{gem}}$  11.4 Hz,  $\text{CHPh}$ ), 4.67 (d, 1H,  $J_{\text{gem}}$  11.4 Hz,  $\text{CHPh}$ ), 4.64 (d, 1H,  $J_{\text{gem}}$  10.5 Hz,  $\text{CHPh}$ ), 4.52 (broad s, 1 H, H-4), 4.35 (broad s, 1H, H-5), 4.20 (dd, 1H,  $J_{\text{gem}}$  13.3 Hz,  $J_{1'a,2'}$  4.7 Hz, H-1'a), 4.09–4.06 (m, 2H, H-2, H-1'b), 3.90 (dd, 1H,  $J_{2,3}$  10.0 Hz,  $J_{3,4}$  2.8 Hz, H-3).  $^{13}\text{C}$  NMR (75,5 MHz,  $\text{CD}_3\text{OD}$ )  $\delta$  176.9 (C-6), 139.8, 139.7 ( $\text{C}_i\text{-Ph}$ ), 135.3 (C-2'), 129.3–128.7 (Ph), 117.6 (C-3'), 98.4 (C-1), 78.3 (C-3), 76.9 (C-2), 74.0 ( $\text{CH}_2\text{Ph}$ ), 73.9 (C-5), 73.0 ( $\text{CH}_2\text{Ph}$ ), 70.2 (C-1'), 70.0 (C-4).

ES-HRMS (+Na): Calcd. for  $\text{C}_{23}\text{H}_{26}\text{O}_7\text{Na}$ : m/z 437.1576. Found: 437.1580.

**Allyl 2,3-di-O-benzyl-4-O-p-methoxybenzyl- $\alpha$ -D-galactopyranosiduronic acid (9).** TEMPO-chemical oxidation: Method A (95% yield). TEMPO-electrochemical oxidation: Method C (50 % yield).  $E = + 0.55$  V (Ag/AgNO<sub>3</sub>).  $Q = 237$  C (theor. 79 C). Allyl 2,3-di-O-benzyl-4-O-p-methoxybenzyl- $\alpha$ -D-galactopyranoside (**3**) was oxidized by and purified by silica gel chromatography (9:1 ethyl acetate – methanol), leading to **9** as a white solid, m.p. 101.5–102°C;  $[\alpha]_{\text{D}} + 83$  (c 0.21,  $\text{CHCl}_3$ );  $^1\text{H}$  NMR (300 MHz,  $\text{CDCl}_3\text{-D}_2\text{O}$ )  $\delta$  7.40–7.20 (m, 12H, Ph), 6.75 (d, 2H,  $J_o$  8.4 Hz, PMB), 5.79 (ddt, 1H,  $J_{2',3'\text{trans}}$

17.4 Hz,  $J_{2',3'\text{cis}}$  10.5 Hz,  $J_{1',2'}$  6.0 Hz, H-2'), 5.34 (broad s, 1H, H-1), 5.28 (d, 1H,  $J_{2',3'\text{trans}}$  17.4 Hz, H-3'a), 5.09 (d, 1H,  $J_{2',3'\text{cis}}$  10.5 Hz, H-3'b), 4.80 (d, 2H,  $J_{\text{gem}}$  10.5 Hz, CHPh), 4.72 (d, 2H,  $J_{\text{gem}}$  11.8 Hz, CHPh), 4.67 (d, 2H,  $J_{\text{gem}}$  12.1 Hz, CHPh), 4.65–4.55 (m, 3H, CHPh), 4.49 (broad s, 1H, H-4), 4.34 (broad s, 1H, H-5), 4.11 (broad dd, 1H,  $J_{\text{gem}}$  13.3 Hz,  $J_{1',2'}$  4.5 Hz, H-1'a), 4.05–4.00 (m, 1H, H-1'b), 4.00 (broad s, 2H, H-2, H-3), 3.67 (s, 3H, OMe).  $^{13}\text{C}$  NMR (75,5 MHz,  $\text{CDCl}_3$ )  $\delta$  175.2 (C-6), 159.1 (C<sub>i</sub>-OMe), 138.7, 138.4 (C<sub>i</sub>-Ph), 133.9 (C-2'), 130.2 (C<sub>i</sub>-PMB), 129.8 (C<sub>Ar</sub>-PMB), 128.2–127.3 (Ph), 117.2 (C-3'), 113.5 (C<sub>Ar</sub>-PMB), 96.8 (C-1), 78.0 (C-3), 76.9 (C-4), 76.1 (C-2), 74.8, 72.7 (CH<sub>2</sub>Ph), 72.3 (C-5), 68.8 (C-1'), 54.9 (OMe).

ES-HRMS (+Na): Calcd. for  $\text{C}_{31}\text{H}_{34}\text{O}_8\text{Na}$ :  $m/z$  557.2151. Found: 557.2148.

**Allyl  $\alpha$ -D-galactopyranosiduronic acid (10).** TEMPO-chemical oxidation: Method A (65% yield). TEMPO-electrochemical oxidation: Method D (70% yield).  $E = +0.30$  V (MSE).  $Q = 178$  C (theor. 175 C). Allyl  $\alpha$ -D-galactopyranoside **4**<sup>[22]</sup> was oxidized and the crude acid was peracetylated (pyridine - acetic acid) prior to purification by preparative HPLC (RP-C18 column, water-acetonitrile gradient) to give **allyl 2,3,4-tri-O-acetyl- $\alpha$ -D-galactopyranosiduronic acid** as a syrup;  $[\alpha]_{\text{D}} -25$  (c 0.13,  $\text{CH}_3\text{OH}$ );  $^1\text{H}$  NMR (300 MHz,  $\text{CDCl}_3$ )  $\delta$  5.90 (dddd, 1H,  $J_{2',3'\text{trans}}$  17.2 Hz,  $J_{2',3'\text{cis}}$  10.6 Hz,  $J_{1'a,2'}$  5.0 Hz,  $J_{1'b,2'}$  6.1 Hz, H-2'), 5.46 (d, 1H,  $J_{4,5}$  2.6 Hz, H-5), 5.32 (dd, 1H,  $J_{2',3'\text{trans}}$  17.2 Hz,  $J_{\text{gem}}$  1.4 Hz, H-3'a), 5.22 (dd, 1H,  $J_{2',3'\text{cis}}$  10.6 Hz,  $J_{\text{gem}}$  1.4 Hz, H-3'b), 5.15 (broad s, 2H, H-1-2), 5.06 (dd, 1H,  $J_{2,3}$  0.8 Hz,  $J_{3,4}$  5.6 Hz, H-3), 4.59 (dd, 1H,  $J_{3,4}$  5.6 Hz,  $J_{4,5}$  2.6 Hz, H-4), 4.20 (dd, 1H,  $J_{1'a,2'}$  5.0 Hz,  $J_{\text{gem}}$  13.1 Hz, H-1'a), 4.03 (dd, 1H,  $J_{1'b,2'}$  6.1 Hz,  $J_{\text{gem}}$  13.1 Hz, H-1'b), 2.24 (s, 3H, OMe), 2.13 (s, 3H, OMe), 2.12 (s, 3H, OMe).  $^{13}\text{C}$  NMR (75,5 MHz,  $\text{CDCl}_3$ )  $\delta$  171.9 ( $\text{CO}_2\text{H}$ ), 170.5–169.8 ( $\text{CO}_2\text{CH}_3$ ), 133.3 (C-2'), 117.8 (C-3'), 104.7 (C-1), 81.3 (C-2), 80.7 (C-4), 76.8 (C-3), 70.3 (C-5), 68.1 (C-1'), 20.8–20.6 ( $\text{CO}_2\text{CH}_3$ ).

ES-HRMS (+Na): Calcd. for  $\text{C}_{15}\text{H}_{20}\text{O}_{10}\text{Na}$ :  $m/z$  383.0954. Found: 383.0966.

***n*-Decyl  $\beta$ -D-glucopyranosiduronic acid (11).** TEMPO-chemical oxidation: Method A (90% yield). TEMPO-electrochemical oxidation: Method D (97% yield).  $E = +0.40$  V (MSE).  $Q = 159$  C (theor. 122 C). *n*-Decyl  $\beta$ -D-glucopyranoside **5** was oxidized and the crude acid was purified by preparative HPLC (RP-C18 column, water-acetonitrile gradient) to give **11**<sup>[26]</sup> as a white solid, m.p. 166.5–167°C;  $[\alpha]_{\text{D}} -34$  (c 0.11,  $\text{CH}_3\text{OH}$ );  $^1\text{H}$  NMR (300 MHz,  $\text{CD}_3\text{OD}$ )  $\delta$  4.23 (d, 1H,  $J_{1,2}$  7.7 Hz, H-1), 3.98 (dt, 1H,  $J_{\text{gem}}$  9.4 Hz,  $J_{1'a,2'}$  6.8 Hz, H-1'a), 3.61 (d, 1H,  $J_{4,5}$  8.9 Hz, H-5), 3.54 (dt, 1H,  $J_{\text{gem}}$  9.4 Hz,  $J_{1'b,2'}$  6.8 Hz, H-1'b), 3.47 (t, 1H,  $J_{3,4}$  9.4 Hz, H-4), 3.41 (t, 1H,  $J_{3,4}$  9.4 Hz, H-3), 3.23 (t, 1H,  $J_{1,2}$  7.7 Hz, H-2), 1.64 (quint, 2H,  $J_{1,2}$  6.8 Hz,  $J_{2',3'}$  6.8 Hz, H-2'), 1.44–1.22 (m, 14 H, H3'-9'), 0.92 (t, 3H,  $J_{9',10'}$  6.7 Hz, H-10').  $^{13}\text{C}$  NMR (75,5 MHz,  $\text{CD}_3\text{OD}$ )  $\delta$  176.9 (C-6), 104.4 (C-1), 77.9 (C-3), 74.9 (C-2), 73.7 (C-4), 71.0 (C-1'), 33.1–23.7 (C-2'-9'), 14.4 (C-10').

ES-HRMS (+Na): Calcd. for  $\text{C}_{16}\text{H}_{30}\text{O}_7\text{Na}$ :  $m/z$  357.1889. Found: 357.1884.

**Methyl  $\alpha$ -D-glucopyranosiduronate-(1  $\rightarrow$  4)- $\alpha$ -D-glucopyranosiduronate-(1  $\rightarrow$  4)- $\beta$ -D-glucopyranosiduronate, trisodium salt (12).** TEMPO-chemical oxidation: Method B. After 4 days, no oxidized product was detected. Method A (74% yield). TEMPO-electrochemical oxidation: Method D (86% yield).  $E = +0.40$  V (MSE).  $Q = 176$  C (theor. 223 C). Methyl  $\beta$ -D-maltotrioside **6**<sup>[25]</sup> was oxidized and the crude mixture was purified through Biogel P-2 (170  $\times$  6 mm column, 50 mM NaHCO<sub>3</sub>). Fractions corresponding to the product were collected and stirred 10 min with IR 120 plus (H<sup>+</sup>) resin. After filtration, the solution was stirred 10 min with IR 120 plus (Na<sup>+</sup>). After filtration, the solvent was evaporated at 30°C under diminished pressure to give **12** as a white solid, m.p. 273.2°C (dec.);  $[\alpha]_D + 109$  (c 0.12, H<sub>2</sub>O); <sup>1</sup>H NMR (300 MHz, D<sub>2</sub>O)  $\delta$  5.44 (d, 1H,  $J_{1b,2b}$  3.8 Hz, H-1b), 5.41 (d, 1H,  $J_{1c,2c}$  3.8 Hz, H-1c), 4.26 (d, 1H,  $J_{1a,2a}$  8.0 Hz, H-1a), 3.94 (d, 1H,  $J_{4c,5c}$  10.0 Hz, H-5c), 3.85 (d, 1H,  $J_{4b,5b}$  10.2 Hz, H-5b), 3.83 (dd, 1H,  $J_{2c,3c}$  9.9 Hz,  $J_{3c,4c}$  8.9 Hz, H-3c), 3.66 (m, 3H, H-3a, H-4a, H-5a), 3.60 (dd, 1H,  $J_{2b,3b}$  10.0 Hz,  $J_{3b,4b}$  9.1 Hz, H-3b), 3.57 (dd, 1H,  $J_{3c,4c}$  8.9 Hz,  $J_{4c,5c}$  10.0 Hz, H-4c), 3.44 (dd, 1H,  $J_{1c,2c}$  3.8 Hz,  $J_{2c,3c}$  9.9 Hz, H-2c), 3.41 (s, 3H, OMe), 3.38 (dd, 1H,  $J_{1b,2b}$  3.8 Hz,  $J_{2b,3b}$  10.0 Hz, H-2b), 3.27 (dd, 1H,  $J_{3b,4b}$  9.1 Hz,  $J_{4b,5b}$  10.2 Hz, H-4b), 3.19 (dd, 1H,  $J_{1a,2a}$  8.0 Hz,  $J_{2a,3a}$  9.3 Hz, H-2a). <sup>13</sup>C NMR (75.5 MHz, D<sub>2</sub>O)  $\delta$  177.1, 176.1, 175.2 (C-6a, C-6b, C-6c), 103.4 (C-1a), 98.0 (C-1c), 97.5 (C-1b), 76.6, 76.5 (C-3a, C-4a, C-5a), 76.1 (C-4c), 73.3 (C-2a), 73.2 (C-3c), 72.7 (C-3b), 72.3 (C-4b, C-5b, C-5c), 71.9, 71.8 (C-2b, C-2c), 57.5 (OMe). a, b, c indicate the three sugar rings starting from right to left.

ES-HRMS (+Na): Calcd. for C<sub>19</sub>H<sub>25</sub>O<sub>19</sub>Na<sub>4</sub>:  $m/z$  649.0581. Found: 649.0573.

## ACKNOWLEDGMENTS

The authors acknowledge le Conseil Régional de Picardie (Programme Alternatives Végétales).

## REFERENCES

- [1] De Nooy, A.E.J.; Besemer, A.C.; van Bakkum, H. Highly selective radical-mediated oxidation of primary alcohol groups in water-soluble glucans. *Carbohydr. Res.* **1995**, *269*, 89–98.
- [2] Chang, P.S.; Robyt, J.F. Oxidation of primary alcohol groups of naturally occurring polysaccharides with 2,2,6,6-tetramethyl-1-piperidine oxoammonium ion. *J. Carbohydr. Chem.* **1996**, *15*, 819–830.
- [3] Heeres, A.; van Doren, H.; Gotlieb, K.F.; Bleeker, I.P. Synthesis of  $\alpha$ - and  $\beta$ -D-glucopyranuronate 1-phosphate and  $\alpha$ -D-glucopyranuronate 1-fluoride: Intermediates and the synthesis of glucuronic acid from starch. *Carbohydr. Res.* **1997**, *299*, 221–227.

- [4] Chang, P.S.; Robyt, J.F. Oxidation of the primary alcohol groups of cyclomaltodextrins with 2,2,6,6-tetramethyl-1-piperidine oxoammonium ion. *Carbohydr. Lett.* **1998**, *6*, 31–38.
- [5] Isogay, A.; Kato, Y. Preparation of polyuronic acid from cellulose by TEMPO-mediated oxidation. *Cellulose* **1998**, *5*, 153–164.
- [6] Muzzarelli, R.A.A.; Muzzarelli, C.; Cosani, A.; Terbojevich, M. 6-Oxychitins, novel hyaluronanes-like regiospecifically carboxylated chitins. *Carbohydr. Polym.* **1999**, *39*, 361–367.
- [7] Jiang, B.; Drouet, E.; Milas, M.; Rinaudo, M. Study on TEMPO-mediated selective oxidation of hyaluronan and the effects of salt on the reaction kinetics. *Carbohydr. Res.* **2000**, *327*, 455–461.
- [8] Lemoine, S.; Thomazeau, C.; Joannard, D.; Trombotto, S.; Descotes, G.; Bouchu, A.; Queneau, Y. Sucrose tricarboxylate by sonocatalysed TEMPO-mediated oxidation. *Carbohydr. Res.* **2000**, *326*, 176–184.
- [9] Muzzarelli, R.A.A.; Miliani, M.; Cartolari, M.; Tarsi, R.; Tosi, G.; Muzzarelli, C. Polyuronanes obtained by regiospecific oxidation of polysaccharides from *Aspergillus niger*, *Trichoderma reesei* and *Saprolegnia* sp. *Carbohydr. Polym.* **2000**, *43*, 55–61.
- [10] Sierakowski, M.R.; Milas, M.; Desbrières, J.; Rinaudo, M. Specific modification of galactomannans. *Carbohydr. Polym.* **2000**, *42*, 51–57.
- [11] Thaburet, J.-F.; Merbouh, N.; Ibert, M.; Marsais, F.; Queguiner, G. TEMPO-mediated oxidation of maltodextrins and D-glucose: effect of pH on the selectivity and sequestering ability of the resulting polycarboxylates. *Carbohydr. Res.* **2001**, *330*, 21–29.
- [12] Bragd, P.L.; Besemer, A.C.; van Bekkum, H. Selective oxidation of carbohydrates by 4-AcNH-TEMPO/peracid systems. *Carbohydr. Polym.* **2002**, *49*, 397–406.
- [13] Kato, Y.; Matsuo, R.; Isogai, A. Oxidation process of water-soluble starch in TEMPO-mediated system. *Carbohydr. Polym.* **2003**, *51*, 69–75.
- [14] De Nooy, A.E.J.; Besemer, A.C.; van Bekkum, H. On the use of stable organic nitroxyl radicals for the oxidation of primary and secondary alcohols. *Synthesis* **1996**, *10*, 1153–1174.
- [15] Bobbit, J.M.; Flores, C.L. Organic nitrosonium salts as oxidants in organic chemistry. *Heterocycles* **1988**, *27*, 509–533.
- [16] Belgsir, E.M.; Schäfer, H.J. Selective oxidation of carbohydrates on Nafion<sup>®</sup>-TEMPO-modified graphite felt electrodes. *Electrochem. Commun.* **2001**, *3*, 32–35.
- [17] Liaigre, D.; Breton, T.; Belgsir, E.M. Kinetic and selectivity control of TEMPO electro-mediated oxidation of alcohols. *Electrochem. Commun.* **2005**, *7*, 312–316.
- [18] Zhao, M.; Li, J.; Song, Z.; Desmond, R.; Tschaen, D.M.; Grabowski, E.J.J.; Reider, P.J. A novel chromium trioxide catalyzed oxidation of primary alcohols to the carboxylic acids. *Tetrahedron Lett.* **1998**, *39*, 5323–5326.
- [19] Sell, H.M.; Link, K.P. The preparation of D-galacturonic acid from D-galactose. *J. Am. Chem. Soc.* **1938**, *60*, 1813–1814.
- [20] Miyazawa, T.; Endo, T. Oxidative cleavage of benzyl ethers by use of oxoammonium salt. *Tetrahedron Lett.* **1986**, *27*, 3395–3398.
- [21] Thiem, J.; Prahast, A.; Matzke, M.; Duckstein, V. Synthesis of methyl 4-O-( $\beta$ -D-curacoyl)- $\alpha$ -D-curamicoside, the glycoside of the disaccharide moiety E-F of flambamycin and isomers. *Liebigs Ann. Chem.* **1987**, 289–295.

- [22] Talley, E.A.; Vale, M.D.; Yanovsky, E.J. Allyl ethers of carbohydrates. III. Ethers of glucose and galactose. *J. Am. Chem. Soc.* **1945**, *67*, 2037–2039.
- [23] Palmacci, E.R.; Seeberger, P.H. Toward the modular synthesis of glycosaminoglycans: synthesis of hyaluronic acid disaccharide building blocks using a periodic acid oxidation. *Tetrahedron* **2004**, *60*, 7755–7766.
- [24] Vermeer, H.J.; Halkes, K.M.; van Kuik, J.A.; Kamerling, J.P.; Vliegthart, J.F.G. Synthesis and conjugation of oligosaccharide fragments related to the immunologically reactive part of the circulating anodic antigen of the parasite *Schistosoma mansoni*. *J. Chem. Soc., Perkin Trans I* **2000**, 2249–2263.
- [25] Takeo, K.; Mine, K.; Kuge, T. Synthesis of methyl  $\alpha$ - and  $\beta$ -maltotrioses and aryl  $\beta$ -maltotrioses. *Carbohydr. Res.* **1976**, *48*, 197–208.
- [26] Boelrijk, A.E.M.; Dorst, J.T.; Reedijk, J. Oxidation of different sugar residues by  $[\text{Ru}(\text{azpy})_2(\text{H}_2\text{O})_2]^{2+}$ ; a comparative study. *Recl. Trav. Chim. Pays-Bas* **1996**, *115*, 536–541. The compound **11** was reported in this paper. However, no detail characterization was found.

Copyright of Journal of Carbohydrate Chemistry is the property of Taylor & Francis Ltd and its content may not be copied or emailed to multiple sites or posted to a listserv without the copyright holder's express written permission. However, users may print, download, or email articles for individual use.