

## Total Synthesis of (–)-Archazolid B

Paul A. Roethle, Ingrid T. Chen, and Dirk Trauner\*

Department of Chemistry, University of California, Berkeley, Berkeley, California 94720-1460

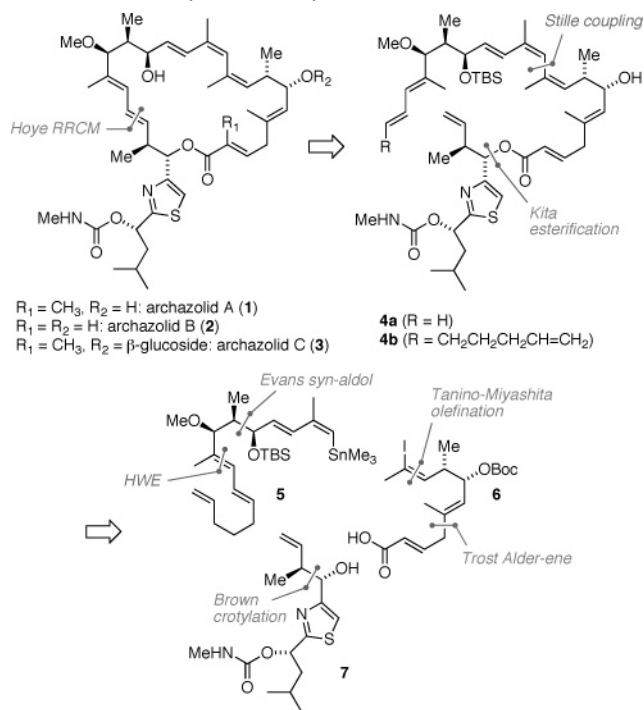
Received May 9, 2007; E-mail: trauner@cchem.berkeley.edu

The archazolid family is a family of unsaturated polyketides with low nanomolar inhibitory activity and excellent selectivity against mammalian V-ATPases (Scheme 1).<sup>1</sup> The isolation of archazolid A (**1**) and B (**2**) from the myxobacterium *Archangium gephyra* and the constitutions of these natural products were reported by Höfle et al. several years ago.<sup>2</sup> In 2006, Menche and co-workers disclosed the relative and absolute configurations of **1** and **2**, which were obtained through careful analysis of <sup>13</sup>C-<sup>1</sup>H coupling constants combined with degradation studies.<sup>1b</sup> Shortly thereafter, this impressive exercise in structure elucidation was matched by a total synthesis of archazolid A.<sup>3</sup> The structure of archazolid C (**3**), the β-glucoside of archazolid A isolated from the myxobacterium *Cystobacter violaceus*, was also disclosed in 2007.<sup>4</sup> We now report an efficient total synthesis of archazolid B, the least stable and least abundant member of the family.

The archazolid family attracted our interest because of their exceptional bioactivity and unusual structural features. Their 24-membered macrolactone ring includes a rare (Z,Z,E)-triene moiety, whose chemistry we were familiar with from our previous work on highly unsaturated pyrone polyketides.<sup>5</sup> From the outset, our synthetic plan was governed by a desire to install the (Z,Z,E)-triene unit as late as possible to avoid potentially troublesome (cyclo)isomerizations. As our plan for archazolid B unfolded, however, we found it more appealing to close the 24-membered macrolactone through ring-closing metathesis (RCM), rather than intramolecular cross-coupling reactions (Scheme 1).<sup>6,7</sup> This strategy would confine protecting group operations and oxidation state adjustments to a minimum. We had doubts however, whether a “simple” RCM involving diene **4a** (R = H) would initiate at the more electron-rich diene moiety rather than at the other terminal alkene, which would presumably result in an unproductive excision of an unsaturated δ-lactone. Therefore, we decided to promote the desired initiation through relay-ring closing metathesis (RRCM) using **4b** as a precursor [R = (CH<sub>2</sub>)<sub>3</sub>CHCH<sub>2</sub>].<sup>8</sup> Once the corresponding, relatively stable Ru vinyl alkylidene would form, it would be expected to react with the remaining terminal double bond faster than with any of the more substituted double bonds present.

Further retrosynthetic disconnection of **4b**, as shown in Scheme 1, yielded three building blocks: stannane **5**, iodide **6**, and thiazole **7**, corresponding to the northwestern, northeastern, and southern regions of archazolid B, respectively. These could be assembled using the reactions shown in Scheme 2.

Our northeastern building block **6** was prepared from the known ynone **9**, easily available in three steps from (S)-Roche ester (**8**) (Scheme 2).<sup>9</sup> A highly diastereoselective reduction of **9** with (S)-alpine borane gave a propargylic alcohol, which was protected as the triisopropylsilyl ether and selectively desilylated to give primary alcohol **10**. Subsequent oxidation and olefination yielded dibromoalkene **11**. Installation of a (Z)-vinyl iodide using the method of Tanino and Miyashita,<sup>10</sup> followed by exchange of the secondary silyl protecting group for a *tert*-butylcarbonate, furnished compound **12**. By comparison, attempted Stork–Zhao olefination proceeded

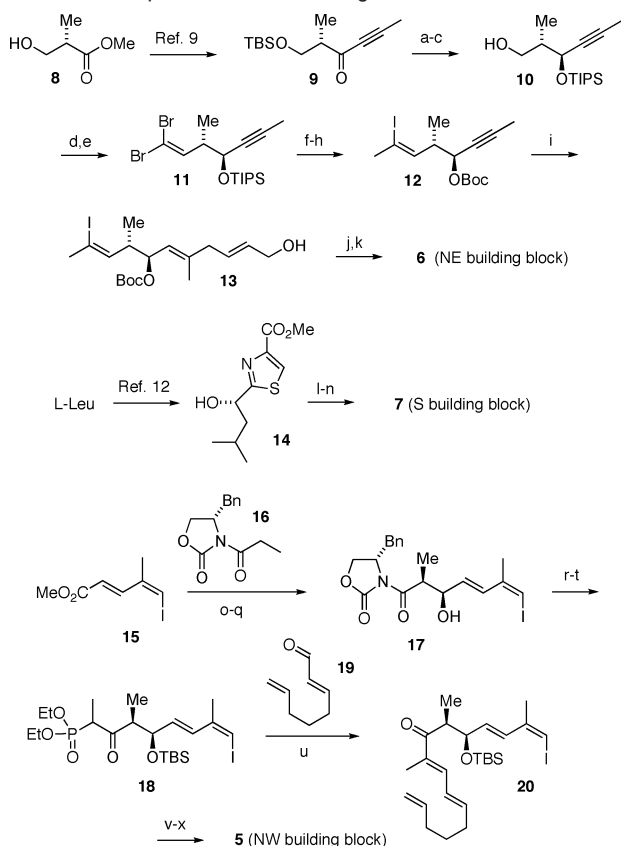
**Scheme 1.** Retrosynthetic Analysis of the Archazolid.

with inferior yield and stereoselectivity. Compound **12** underwent a highly selective Trost Alder-ene reaction with 3-butenol to afford triene **13** in good yield.<sup>11</sup> To proceed with high regioselectivity, this reaction required the presence of a coordinating carbonate (or MOM) protecting group. Two-step oxidation of allylic alcohol **13** then gave carboxylic acid **6** in nearly quantitative yield.

The southern thiazole building block **7** was elaborated from the known hydroxyalkyl thiazolecarboxylate **14** (available from leucine in six steps)<sup>12</sup> via carbamoylation, followed by chemoselective reduction and Brown crotylation<sup>13</sup> to efficiently yield multigram quantities of this fragment.<sup>3</sup>

The synthesis of the remaining northwestern building block **5** started from iododienoate **15**, which can be obtained in three steps from propargyl alcohol.<sup>14</sup> Reduction followed by oxidation gave an aldehyde that underwent an efficient Evans *syn*-aldol addition with the boron enolate of benzyl oxazolidinone **16** to afford **17**.<sup>15</sup> Conversion into the corresponding Weinreb amide followed by silyl protection of the secondary alcohol and a phosphonate Claisen reaction gave β-keto phosphonate **18**, which underwent a Horner–Wadsworth–Emmons reaction with enal **19** to afford dienone **20**. A highly diastereoselective reduction with NaBH<sub>4</sub> followed by etherification and iodine–tin exchange gave our building block **5**.<sup>16</sup>

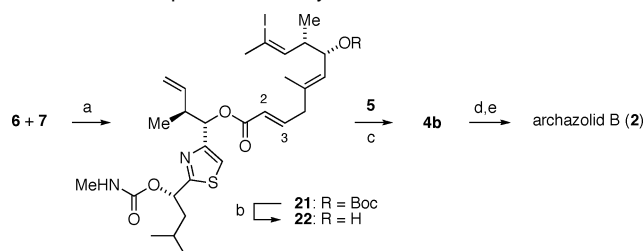
Esterification of **7** with **6** required Ru-catalyzed activation of **6** as the acyl ketene acetal according to Kita,<sup>17</sup> since all base-mediated methods led to the migration of the C2–C3-double bond. Subsequent thermal deprotection of the Boc group gave iodide **22**, which

**Scheme 2.** Preparation of the Building Blocks<sup>a</sup>

<sup>a</sup> Reagents and conditions: (a) (*S*)-alpine borane, THF, 40 °C (89%, >20:1 dr); (b) TIPSCl, imidazole, DMAP, CH<sub>2</sub>Cl<sub>2</sub> (93%); (c) HOAc, THF/H<sub>2</sub>O (97%); (d) Dess–Martin periodinane, NaHCO<sub>3</sub>, CH<sub>2</sub>Cl<sub>2</sub>; (e) PPh<sub>3</sub>, CBr<sub>4</sub>, K<sub>2</sub>CO<sub>3</sub>, CH<sub>2</sub>Cl<sub>2</sub> (75% for two steps); (f) MeLi, CuI, Et<sub>2</sub>O; I<sub>2</sub> (77%); (g) TBAF, THF; (h) Boc<sub>2</sub>O, pyridine, DMAP (99% for two steps); (i) RuCp(MeCN)<sub>3</sub>PF<sub>6</sub>, 3-buten-1-ol, acetone (88%); (j) Dess–Martin periodinane, NaHCO<sub>3</sub>, CH<sub>2</sub>Cl<sub>2</sub>; (k) NaClO<sub>2</sub>, NaH<sub>2</sub>PO<sub>4</sub>, 2-methyl-2-butene, *t*BuOH, H<sub>2</sub>O (99% for two steps); (l) CDI, MeNH<sub>2</sub> (88%); (m) DIBAL-H, PhCH<sub>3</sub>, THF (80%); (n) (–)-MeOB(Ipc)<sub>2</sub>, KO<sup>t</sup>Bu, *n*BuLi, trans-2-butene, THF (90%); (o) DIBAL-H, CH<sub>2</sub>Cl<sub>2</sub> (96%); (p) Dess–Martin periodinane, NaHCO<sub>3</sub>, CH<sub>2</sub>Cl<sub>2</sub>; (q) 16, Bu<sub>2</sub>BOTf, Et<sub>3</sub>N, CH<sub>2</sub>Cl<sub>2</sub> (76% for two steps); (r) MeONHMe·HCl, Me<sub>3</sub>Al, THF (80%); (s) TBSCl, imidazole, CH<sub>2</sub>Cl<sub>2</sub> (89%); (t) *n*BuLi, diethylethylphosphonate, THF (95%); (u) 19, Ba(OH)<sub>2</sub>, 40:1 THF/H<sub>2</sub>O (79%); (v) NaBH<sub>4</sub>, MeOH (92%); (w) Me<sub>3</sub>OBf<sub>4</sub>, proton sponge, CH<sub>2</sub>Cl<sub>2</sub> (89%); (x) *n*BuLi, Me<sub>3</sub>SnCl, THF.

underwent a modified Liebeskind coupling with vinyl stannane **5** to yield the acyclic metathesis precursor **4b**.<sup>18</sup> It is interesting to note that both palladium and copper were required to promote this cross-coupling. The relay ring-closing metathesis using Grubbs' second generation catalyst proceeded as planned to afford the macrocycle in 27% yield. Finally, careful deprotection of the base-sensitive macrolactone using aqueous formic acid gave archazolid B (Scheme 3).

In summary, we have reported a highly convergent and stereo-selective synthesis of archazolid B, which proceeds in only 19 steps (longest linear sequence) starting from (*S*)-Roche ester and in less than 40 total steps. Our synthesis of archazolid B includes several transition-metal-catalyzed operations, including three very different reactions promoted by Ru catalysts. The first two of these demonstrate how well Ru-catalyzed reactions interface with other

**Scheme 3.** Completion of the Synthesis<sup>a</sup>

<sup>a</sup> Reagents and conditions: (a) [RuCl<sub>2</sub>(cymene)]<sub>2</sub>, ethoxyacetylene; then **7**, TsOH (54%); (b) SiO<sub>2</sub>, 125 °C (66%); (c) **5**, Pd(PPh<sub>3</sub>)<sub>4</sub>, CuTC, DMF (32%; 92% based on recovered **6**); (d) Grubbs' II, PhCH<sub>3</sub> (27%); (e) 3:6:1 formic acid/THF/H<sub>2</sub>O (84%).

transition-metal-catalyzed reactions operating on halogenated substrates. The final Ru-catalyzed ring-closing metathesis, by contrast, underscores the usefulness of relay tactics for the synthesis of highly unsaturated macrolactones where several potential initiation sites exist. Further elaboration of our general strategy should give rise to archazolids A and C as well as a multitude of structurally simplified and biologically interesting analogues.

**Acknowledgment.** This work was supported by National Institutes of Health Grant R01 GM067636. We thank Dr. Steven Diver (University of Buffalo) for helpful discussions.

**Supporting Information Available:** Experimental procedures and compound characterization data. This material is available free of charge via the Internet at <http://pubs.acs.org>.

## References

- (1) (a) Sasse, F.; Steinmetz, H.; Höfle, G.; Reichenbach, H. *J. Antibiot.* **2003**, *56*, 520–525. (b) Hassfeld, J.; Farès, C.; Steinmetz, H.; Carlomagno, T.; Menche, D. *Org. Lett.* **2006**, *8*, 4751–4754.
- (2) Höfle, G.; Reichenbach, H.; Sasse, F.; Steinmetz, H. German Patent DE 41 42 951 C1, 1993.
- (3) Menche, D.; Hassfeld, J.; Li, J.; Rudolph, S. *J. Am. Chem. Soc.* **2007**, *129*, 6100–6101.
- (4) Menche, D.; Hassfeld, J.; Steinmetz, H.; Huss, M.; Wiczorek, H.; Sasse, F. *Eur. J. Org. Chem.* **2007**, *7*, 1196–1202.
- (5) Miller, A. K.; Trauner, D. *Synlett* **2006**, *14*, 2295–2316.
- (6) Grubbs, R. H. *Tetrahedron* **2004**, *60*, 7117–7140.
- (7) For recent examples of RCM in macrolide synthesis, see: (a) Maleczka, R. E., Jr.; Terrell, L. R.; Geng, F.; Ward, J. S., III. *Org. Lett.* **2002**, *4*, 2841–2844. (b) Va, P.; Roush, W. R. *J. Am. Chem. Soc.* **2006**, *128*, 15960–15961. (c) Fürstner, A.; Nevado, C.; Tremblay, M.; Chevrier, C.; Teply, F.; Aissa, C.; Waser, M. *Angew. Chem., Int. Ed.* **2006**, *45*, 5837–5842.
- (8) (a) Hoye, T. R.; Jeffrey, C. S.; Tennakoon, M. A.; Wang, J.; Zhao, H. *J. Am. Chem. Soc.* **2004**, *126*, 10210–10211. (b) Wallace, D. J. *Angew. Chem., Int. Ed.* **2005**, *44*, 1912–1915. (c) Wang, X.; Bowman, E. J.; Bowman, B. J.; Porco, J. A. *Angew. Chem., Int. Ed.* **2004**, *43*, 3601–3605.
- (9) Trost, B. M.; Gunzner, J. L. *J. Am. Chem. Soc.* **2001**, *123*, 9449–9450.
- (10) Tanino, K.; Arakawa, K.; Satoh, M.; Iwata, Y.; Miyashita, M. *Tetrahedron Lett.* **2006**, *47*, 861–864.
- (11) Trost, B. M.; Toste, F. D. *Tetrahedron Lett.* **1999**, *40*, 7739–7743.
- (12) Schmidt, U.; Gleich, P.; Griesser, H.; Utz, R. *Synthesis* **1986**, *12*, 992–998.
- (13) Brown, H. C.; Bhat, K. S. *J. Am. Chem. Soc.* **1986**, *108*, 5919–5923.
- (14) Beaudry, C. M.; Trauner, D. *Org. Lett.* **2002**, *4*, 2221–2224.
- (15) Evans, D. A.; Black, W. C. *J. Am. Chem. Soc.* **1993**, *115*, 4497–4513.
- (16) Relative stereochemistry was confirmed by analysis of corresponding acetone using <sup>13</sup>C chemical shifts and coupling constants in <sup>1</sup>H NMR (Rychnovsky, S. D.; Skaltzky, D. J. *Tetrahedron Lett.* **1990**, *31*, 945–948.) (see Supporting Information).
- (17) Kita, Y.; Maeda, H.; Omori, K.; Okuno, T.; Tamura, Y. *Synlett* **1993**, *1*, 273–274.
- (18) (a) Farina, V.; Kapadia, S.; Krishnan, B.; Wang, C.; Liebeskind, L. S. *J. Org. Chem.* **1994**, *59*, 5905–5911. (b) Allred, G. D.; Liebeskind, L. S. *J. Am. Chem. Soc.* **1996**, *118*, 2748–2749.

JA0733033