

# Certificate of Analysis<sup>(Ver.2.0)</sup>

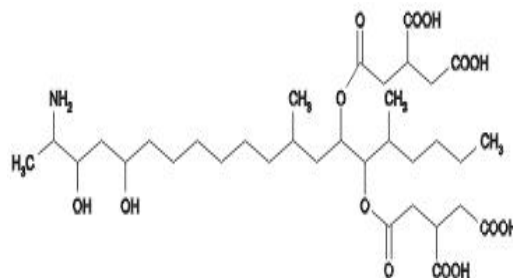
## Fumonisin B<sub>2</sub> in Acetonitrile/Water(1:1)

### 1. General information

This document is designed and the certified value(s) and uncertainty(ies) are determined in accordance with ISO Guide 31<sup>[1]</sup>.

### 2. Description of the Reference Material (RM)

Product name:	Fumonisin B <sub>2</sub> in Acetonitrile/Water(1:1)
Product number:	STD#2041
CAS number:	116355-84-1
Formula:	C <sub>34</sub> H <sub>59</sub> NO <sub>14</sub>
Formula weight:	705.83
Lot#:	2B00C01
Result concentration:	50.28±0.70µg/mL
Starting material:	Fumonisin B <sub>2</sub> ,lot#I19418P,Pribolab Pte. Ltd .
Matrix:	Acetonitrile, LiChrosolv®, Merck
Amount:	5.2mL
Production date:	02,Mar,2022
Expiry date:	01,Sep,2023
Name of the supplier:	Pribolab Pte. Ltd.



#### 2.1 Intended use of the RM

- for laboratory use only
- calibration of analytical instruments

#### 2.2 Instruction for the correct use of the RM

The compound should be stored at 2-8°C in a dark place. Before usage of the RM , the compound should be allowed to warm to temperature(20±3°C). The recommended minimum sub - sample amount for all kinds of application is 100 µL. The expiry date of this RM is based on the current knowledge and holds only for proper storage conditions in the originally closed flasks/ packages.

#### 2.3 Hazardous situation

The normal laboratory safety precautions should be observed when working with this RM.Further details for the handing of this RM are available as safety data sheet.

Hazardous Ingredients	Concentration in%	Pictograms	Signal word	Hazard statement(s)
Acetonitrile	>50		Danger	H225,H302,H312,H319,H332

### 3. Certified values and their uncertainties

Fumonisin B <sub>2</sub> in Acetonitrile/Water		
Compound	Mass concentration <sup>a</sup>	
Fumonisin B <sub>2</sub>	Certified value <sup>b</sup>	Uncertainty <sup>c</sup>
	50.28µg/mL	±0.70µg/mL
a Mass concentration based on weighed amount ,purity and dilution steps b Values are based on preparation data and confirmed experimentally by HPLC-FLD c Expanded uncertainty U(k=2) of the value u <sub>c</sub> according to GUM <sup>[2]</sup>		

#### 3.1 Calculation of uncertainty

After the concentration of the gravimetric prepared solution was confirmed by HPLC-FLD, the uncertainty of the calibrant was calculated on the basis of preparation<sup>[3]</sup>.

Uncertainty components	Description	Standard uncertainty(u)	
Purity(P)of solid Fumonisin B <sub>2</sub>	P=99.0±1.0%	<b>u(P)=0.6%</b>	a
Weighing procedure Weighted sample: m <sub>ws</sub> =5.079mg	U <sub>(m)</sub> =0.0000008g+1.30*10 <sup>-5</sup> *m <sub>Toxin</sub> u <sub>(m)</sub> =U <sub>(m)</sub> /2	<b>u(m)=0.0004mg</b>	b
Dilution procedure Volumetric flask :V <sub>f</sub> =100mL	Calibration:100mL ± 0.1mL Repeatability : 0.04mL Volume expansion solvent	u(cal)=0.04mL u(rep)=0.04mL u(Vol.exp.1)=0.24mL <b>u(v)=0.3mL</b>	c d e f

a Maximum tolerance of purity was divided by  $\sqrt{3}$

b Calculation of this u-value is based upon the uncertainty formula for the weighed amount as given in the calibration report from annual balance calibration

c A triangular distribution (division by  $\sqrt{6}$ ) was chosen for the calculation of u(cal)

d Based on a series of ten fill and weigh experiments on a typical 100mL flask; the value was used directly as a standard deviation

e Based on the density of 0.7857 g/cm<sup>3</sup> at temperature T=20°C and a maximum temperature variation of ±3°C, of volume expansion, relative volume expansion coefficient of acetonitrile is 1370\*10<sup>-6</sup>/°C<sup>[7]</sup>, volume expansion term (rectangular distribution) was divided by  $\sqrt{3}$

f The three contributions are combined to give the u(v)= $\sqrt{u(\text{cal})^2 + u(\text{rep})^2 + u(\text{Vol.exp})^2}$

#### Calculation of the combined uncertainty u<sub>c</sub> and the expanded standard uncertainty U

$$C_{\text{Toxin}} = \frac{10 \times m_{\text{ws}} \times P}{V_f} = \frac{10 \times 5.079 \times 99.0}{100} = 50.28 \text{ mg / L}$$

$$\frac{u_c(C_{\text{Toxin}})}{C_{\text{Toxin}}} = \sqrt{\left[\frac{u(P)}{P}\right]^2 + \left[\frac{u(m)}{m_{\text{ws}}}\right]^2 + \left[\frac{u(V)}{V_f}\right]^2} = \sqrt{\left[\frac{0.6}{99.0}\right]^2 + \left[\frac{0.0004}{5.079}\right]^2 + \left[\frac{0.3}{100}\right]^2} = 0.007$$

$$u_c(C_{\text{Toxin}}) = C_{\text{Toxin}} \times 0.007 = 50.28 \times 0.007 = 0.35 \text{ mg / L}$$

calculation of expanded standard uncertainty U using a coverage factor k=2

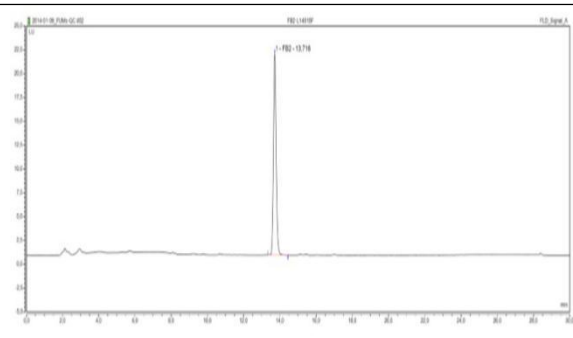
$$U(C_{\text{Toxin}}) = u_c(C_{\text{Toxin}}) \times 2 = 0.35 \times 2 = 0.70 \text{ µg / mL}$$

## 4. Discussion of traceability

This calibrant is certified on the basis of gravimetric preparation<sup>[4]</sup>. Thus the certified value (mass concentration of Fumonisin B<sub>2</sub>) is based on the weighed amount of the starting material and is therefore traceable to the stated purity of the solid raw material. High purity material represents a practical realization of concentration units, through conversion of mass to molar quantity.

## 5. Confirmation of certified value by HPLC-FLD

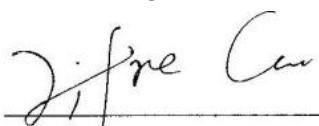
The certified concentration of Fumonisin B<sub>2</sub> of the gravimetric prepared solution was confirmed by HPLC-FLD against an independently prepared reference batch of Fumonisin B<sub>2</sub>.

column	C18, 250×3mm, 5µm		 <p>HPLC-FLD chromatogram of Fumonisin B<sub>2</sub></p>						
injection	10µL sample + 50µL OPA-reagent								
Volume	(40 mg o-phthalic dialdehyde / 5 mL 0.1M Na <sub>2</sub> B <sub>4</sub> O <sub>7</sub> + 50µL 3-mercaptopropionic acid)								
solvent A	Water / Acetonitrile / Acetic acid 59/40/1)								
solvent B	Acetonitrile / Acetic acid 99/1								
flow rate	0.5mL/min, oven at 25°C								
Gradient	time in minutes (min)	% solvent							
	0	5% B							
	1-8	5-45% B							
	8-17	45-55% B							
	17-20	55-100% B							
	20-24	100% B							
	24-25	100-5% B							
settings	λ <sub>EX</sub> =335nm, λ <sub>EM</sub> =440nm, Response time : 0.5 sec								
Sample dilution	1:10 with water / acetonitrile = 60:40								
			<table border="1"> <thead> <tr> <th></th> <th>time [min]</th> <th>concentration [µg/mL]</th> </tr> </thead> <tbody> <tr> <td>FumonisinB<sub>2</sub></td> <td>13.716</td> <td>50.15</td> </tr> </tbody> </table>		time [min]	concentration [µg/mL]	FumonisinB <sub>2</sub>	13.716	50.15
	time [min]	concentration [µg/mL]							
FumonisinB <sub>2</sub>	13.716	50.15							

## 6. Further information

The purchaser must determine the suitability of this product for its particular use. Pribolab makes no warranty of any kind, express or implied, other than its products meet all quality control standards set by Pribolab. We do not guarantee that the product can be used for a special application.

Inspected by

  
 Quality System Specialist

## References:

- [1] ISO Guide 31, 1-7, (2000), "Reference Materials - Contents of Certificates and Labels"
- [2] International Organization for Standardization (ISO), (2008), "Guide to the Expression of Uncertainty in Measurements ", (GUM 1995 with minor corrections) 1<sup>st</sup> Ed. Geneva, Switzerland
- [3] R.D. Josephs, R. Krska, S. MacDonald, P. Wilson, H. Pettersson, J. AOAC Int. 86, 50-60. (2003), "Preparation of a Calibrant as Certified Reference Material for Determination of the Fusarium Mycotoxin, Zearalenone"
- [4] E.W. Flick, (1998), "Industrial Solvents Handbook ", 5<sup>rd</sup> Ed., Noyes Data Corp. Westwood NJ