

Certificate of Analysis (Ver.2.0)

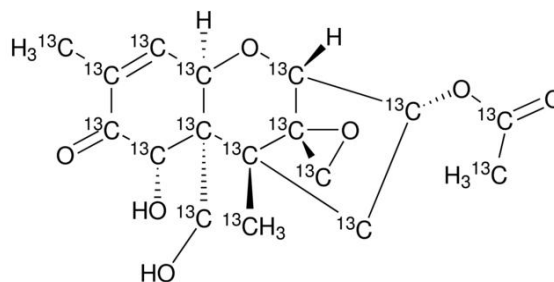
U-[¹³C₁₇]-3-Acetyldeoxynivalenol in Acetonitrile

1. General information

This document is designed and the certified value(s) and uncertainty(ies) are determined in accordance with ISO Guide 31[1].

2. Description of the Reference Material (RM)

Name:	U-[¹³ C ₁₇]-3-Acetyldeoxynivalenol in Acetonitrile
Catalog number:	STD#3103U
CAS number:	1217476-81-7
Formula:	¹³ C ₁₇ H ₂₂ O ₇
Formula weight:	355.23
Lot #:	2B00E20
Starting material :	U-[¹³ C ₁₇]-3-Acetyldeoxynivalenol,lot#T18917P,Pribolab Pte.Ltd.
Solvent:	Acetonitrile,LiChrosolv [®] ,Merck
Amount:	2.0mL
Production date:	20/May/2022
Expiry date:	19/Nov/2023
Name of the supplier:	Pribolab Pte.Ltd.



2.1 Intended use of the RM

- for laboratory use only
- internal standard[2,3]

2.2 Instruction for the correct use of the RM

The compound should be stored at 2-8°C in a dark place. Before usage of the RM, the compound should be allowed to warm to temperature(20±3°C). The recommended minimum sub-sample amount for all kinds of application is 100 µL. The expiry date of this RM is based on the current knowledge and holds only for proper storage conditions in the originally closed flasks/packages.

2.3 Hazardous situation

The normal laboratory safety precautions should be observed when working with this RM. Further details for the handling of this RM are available as safety data sheet.

Hazardous Ingredients	Concentration in%	Pictograms	Signal word	Hazard statement(s)
Acetonitrile	>99.9		Danger	H225,H302,H312,H319,H332

3. Certified values and their uncertainties

U-[¹³ C ₁₇]-3-Acetyldeoxynivalenol in Acetonitrile		
Compound	Mass concentration ^a	
U-[¹³ C ₁₇]-3-Acetyldeoxynivalenol, 99.51 atom% ¹³ C	Certified value ^b	Uncertainty ^c
	25.08 μg/mL	±0.26 μg/mL
<p>a Values are based on preparation data and confirmed experimentally by HPLC-DAD</p> <p>b Mass concentration based on weighed amount, purity and dilution step</p> <p>c Expanded uncertainty U(k=2) of the value u_c according to GUM[4]</p>		

3.1 Calculation of uncertainty

The uncertainty of the calibrant solution was calculated on the basis of preparation [5].

Uncertainty components	Description	Standard uncertainty (u)	
Purity (P) of solid U-[¹³ C ₁₇]-3-Acetyldeoxynivalenol, 99.51 atom% ¹³ C	P=99.1±0.9%	u(P)=0.5%	a
Weighing procedure Weighted sample: m _{ws} =2.531mg	U _(m) =0.0000008g+1.21*10 ⁻⁵ *m _{Toxin} u _(m) =U _(m) /2	u_(m)=0.0004mg	b
Dilution procedure Volumetric flask: V _f =100mL	calibration: 100±0.1mL repeatability: 0.04mL volume expansion solvent	u(cal)=0.04mL	c
		u(rep)=0.04mL	d
		u(Vol.exp.)=0.24mL	e
		u(V)=0.25mL	f

a Maximum tolerance of purity (rectangular distribution) was divided by $\sqrt{3}$

b Calculation of this u-value is based upon the uncertainty formula for the weighed amount as given in the calibration report from annual balance calibration

c A triangular distribution (division by $\sqrt{6}$) was chosen for the calculation of u(cal)

d Based on a series of ten fill and weigh experiments on a typical 100mL flask; the value was used directly as a standard deviation

e Based on the density of 0.7857 g/cm³ at temperature T=20°C and a maximum temperature variation of ±3°C, of volume expansion, relative volume expansion coefficient of acetonitrile is 1370*10⁻⁶/°C [6], volume expansion term (rectangular distribution) was divided by $\sqrt{3}$

f The three contributions are combined to give the u(V)= $\sqrt{u(\text{cal})^2 + u(\text{rep})^2 + u(\text{Vol.exp.})^2}$

Calculation of the combined uncertainty u_c and the expanded standard uncertainty U

$$C_{\text{Toxin}} = \frac{10 \times m_{\text{ws}} \times P}{V_f} = \frac{10 \times 2.531 \times 99.1}{100} = 25.08 \text{ mg / L}$$

$$\frac{u_c(c_{\text{Toxin}})}{c_{\text{Toxin}}} = \sqrt{\left[\frac{u(P)}{P}\right]^2 + \left[\frac{u(m)}{m_{\text{ws}}}\right]^2 + \left[\frac{u(V)}{V_f}\right]^2} = \sqrt{\left[\frac{0.5}{99.1}\right]^2 + \left[\frac{0.0004}{2.531}\right]^2 + \left[\frac{0.25}{100}\right]^2} = 0.006$$

$$u_c(c_{\text{Toxin}}) = c_{\text{Toxin}} \times 0.006 = 25.08 \times 0.006 = 0.15 \text{ mg / L}$$

calculation of expanded standard uncertainty U using a coverage factor k=2

$$U(c_{\text{Toxin}}) = u_c(c_{\text{Toxin}}) \times 2 = 0.15 \times 2 = 0.30 \text{ mg / L} = 0.30 \text{ } \mu\text{g / mL}$$

4. Isotopic enrichment and isotope pattern

Isotope pattern ^a	
Compound	Isotopic distribution
[¹³ C ₁₇]-3-Acetyldeoxynivalenol	93.9%
[¹³ C ₁₆]-3-Acetyldeoxynivalenol	3.94%
[¹³ C ₁₅]-3-Acetyldeoxynivalenol	2.16%
Calculated isotopic enrichment level ^a:99.51 atom% ¹³C	
^a Approximation based on LC-MS/MS data	

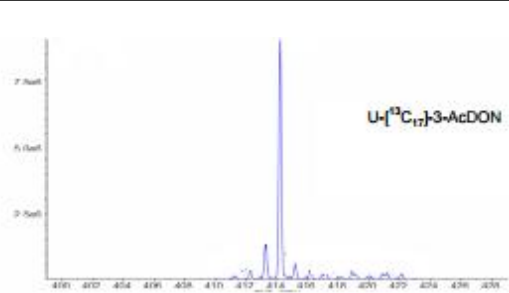


Figure1: Enhanced resolution scan of [¹³C₁₇]-3-Acetyldeoxynivalenol for determination of isotope pattern, negative mode

5. Discussion of traceability

This calibrant is certified on the basis of gravimetric preparation [6]. Thus the certified value (mass concentration of U- [¹³C₁₇]-3-Acetyldeoxynivalenol, 99.51 atom% ¹³C) is based on the weighed amount of the starting material and is therefore traceable to the stated purity of the solid raw material. High purity material represents a practical realization of concentration units, through conversion of mass to molar quantity.

6. Confirmation of certified value by HPLC-DAD

The certified concentration of U- [¹³C₁₇]-3-Acetyldeoxynivalenol, 99.51 atom% ¹³C of the gravimetric prepared solution was confirmed by HPLC-DAD against an independently prepared reference batch of unlabeled 3-Acetyldeoxynivalenol.

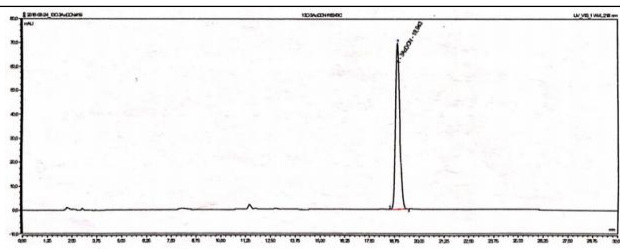
column	Phenomenex Luna C ₁₈ , 250×3.0mm, 5μm		
injection Volume	100μL sample		
solvent A	acetonitrile/water(10/90)		
solvent B	acetonitrile		
flow rate	0.5mL/min		
gradient	time in minutes(min)	%solvent B	
	0-3	0	
	3-6	0-11	
	6-20	11	
	20-21	11-0	
	21-30	0	
DAD settings	218nm		
Sample dilution	acetonitrile/water(10/90)		

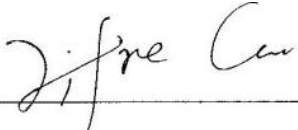
Figure 2: HPLC-DAD chromatogram of U- [¹³C₁₇]-3-Acetyldeoxynivalenol

Time [min]	area	concentration ^a [μg/mL]	
U- [¹³ C ₁₇]-3-Acetyldeoxynivalenol	18.923	17.423	25.15

^a Mean of 6 replicate measurements against reference batch. Confidence interval with P=95%

7. Further information

The purchaser must determine the suitability of this product for its particular use. Pribolab makes no warranty of any kind, express or implied, other than its products meet all quality control standards set by Pribolab. We do not guarantee that the product can be used for a special application.

Inspected by 
Quality System Specialist

References:

- [1] ISO Guide 31:2015 - 1-18, "Reference materials – contents of certificates, labels and accompanying documentation"
- [2] G. Häubl, F. Berthiller, R. Krska, R. Schuhmacher, "Suitability of a fully ^{13}C isotope labelled internal standard for the determination of the mycotoxin deoxynivalenol by LC-MS/MS without clean-up", *Anal. Bioanal. Chem.* 384 (3), (2006), 692-696
- [3] G. Häubl, F. Berthiller, J. Rechthaler, G. Jaunecker, E.M. Binder, R. Krska, R. Schuhmacher, (2006), "Characterization and application of isotope- substituted ($^{13}\text{C}_{15}$)-Deoxynivalenol (DON) as an internal standard for the determination of DON", *Food Addit Contam.* 23, (2006), 1187-1193 (2006)
- [4] International Organization for Standardization (ISO), (2008), "Guide to the expression of uncertainty in measurement", (GUM 1995 with minor corrections) 1st Ed. Geneva, Switzerland
- [5] R.D. Josephs, R. Krska, S. MacDonald, P. Wilson, H. Pettersson, *J. AOAC Int.* 86, 50-60, (2003), "Preparation of a Calibrant as Certified Reference Material for Determination of the Fusarium Mycotoxin Zearalenone"
- [6] E.W. Flick, (1998), "Industrial Solvents Handbook", 5th Ed., Noyes Data Corp. Westwood NJ